


MLAB 1415
Homework Assignment
Points= 100

Name: _____


Date: _____

Using **colored pencils**, illustrate the distinguishing nuclear and cytoplasmic characteristics for each cell in the granulocytic series. **Label** the following components: Nuclear chromatin pattern, presence of nucleoli, nuclear size and color, cytoplasmic color and size, cytoplasmic granules, nuclear:cytoplasmic ratio.


Myeloblast




Segmented Neutrophil




Promyelocyte




Eosinophil




Myelocyte



Basophil



Metamyelocyte



Band

