

7. Continuing Education & Adult Education

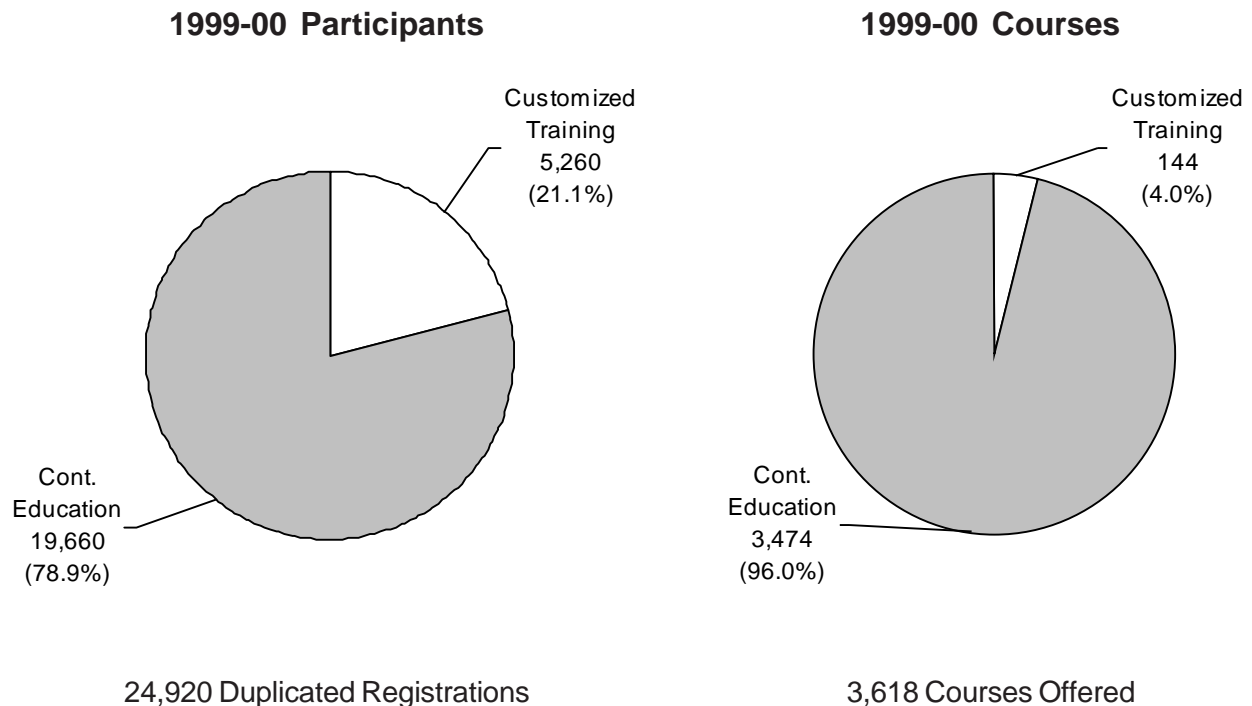
Continuing Education 107
Continuing Education Programs 108
Adult Education 109
 Total Enrollment 110
 Enrollment by Gender 111
 Enrollment by Ethnicity 112
 Graduates 113

7. CONTINUING EDUCATION & ADULT EDUCATION

Continuing Education

Continuing Education programs at Austin Community College include Customized Training and Continuing Education.

- Customized Training provides customized contract training and education, and job profiling and assessment services to individual organizations to improve job performance and productivity of their employees.
- Continuing Education includes apprenticeship training in a range of programs that are registered with the U.S. Department of Labor and personal, career, and business development courses of study designed to assist individuals in improving their job skills and meeting continuing education credit requirements of their professions.



Source: Office of Continuing Education

**Continuing Education Programs
2000-01**

Workforce Continuing Education

- Business Development
- Career Advancement
- Computer Training
- Technical Certification
- Webmaster Certification
- Management and Supervision
- Job Entry Preparation
- Apprenticeship and Journeyworker Training

Health Professions Institute

- Basic Certificate
- Advanced Certificates
- Special Certificates
- Independent Study Courses
- Professional Continuing Education
- Outdoor/Rescue Courses
- Allied Health Care Courses

Community Programs

- ACT Center
- Senior Academy
- Austin Quality Institute
- State Theatre School of Acting
- Armstrong Community Music School of the Austin Lyric Opera
- Summer Youth Programs
- Financial Management
- Zig Ziglar Productivity Training
- Personal Enrichment

Customized Training

- Contract Classes for Business & Industry

Small Business Development Center

- Business Start-up Assistance
- Small Business Association (SBA) Loan Assistance
- Seminars

7. CONTINUING EDUCATION & ADULT EDUCATION

Adult Education

Austin Community College has served as the prime sponsor of the Adult Education Program of Travis County Co-op since September 1973. The program is funded annually and evaluated by the Texas Education Agency (TEA). The federal portion of the funding is provided by the U.S. Department of Education through TEA. The state portion of the funding is provided by the State of Texas. Local funding is also provided by Austin Community College. A coordinating committee, comprised of public school superintendents and their representatives, human services agency representatives, members of the business community, and student representatives, serves as an advisory committee in accordance with TEA guidelines.

Programs

The Adult Education Program includes the following components.

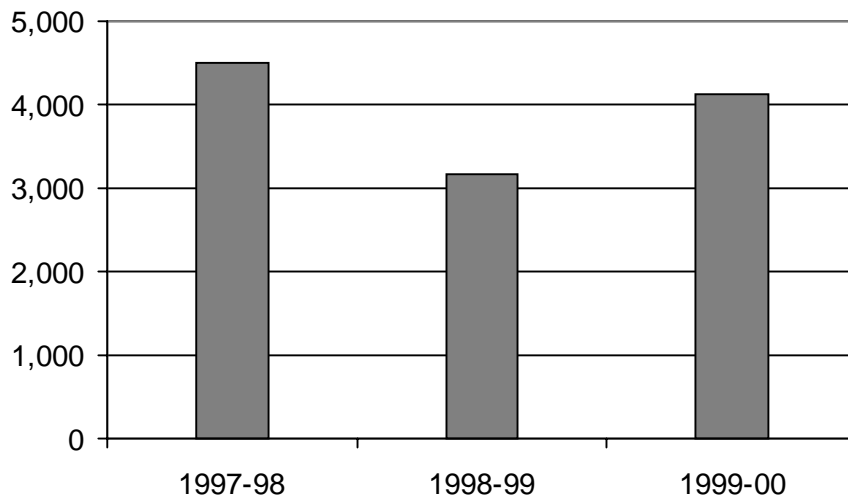
1. *Adult Basic Education (ABE)* programs are for adults whose reading, writing, and arithmetic skills are below the ninth-grade level. These classes, which consist of both self-paced and group instruction, are also part of the entry component of adult secondary or GED preparation.
2. *General Education Development (GED)* classes are for adults whose high school education was interrupted. These classes cover five areas: writing, social studies, science, reading, and math. GED classes are designed to assist students to prepare for the GED Test and offer life and job readiness skills.
3. *English-as-a-Second Language (ESL)* classes are for adults whose native language is not English.

The following programs are specially funded through adult education and are designed for special populations.

1. The *Adult Education for Correctional Institutions* program provides adult basic education and GED preparation classes for inmates of city and county correctional facilities.
2. The *Adult Education Even Start Family Literacy* program provides the nation's low income families with a unified family literacy program that integrates early childhood education, adult literacy or basic education, and parenting education.

**ADULT EDUCATION
Total Enrollment*
Academic Years 1998 - 2000**

	1997-98	1998-99	1999-00
Enrollment	4,491	3,163	4,128



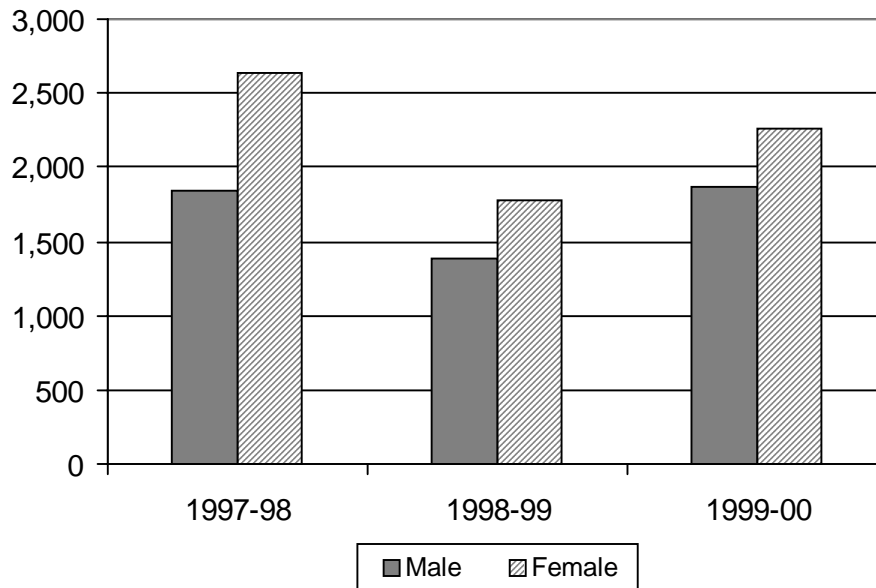
* Includes only students reported according to TEA guidelines.

Source: Office of Adult Education

7. CONTINUING EDUCATION & ADULT EDUCATION

ADULT EDUCATION Enrollment* by Gender Academic Years 1998 - 2000

	1997-98	1998-99	1999-00
Male	1,848	1,392	1,868
% of Total	41.1 %	44.1%	45.3 %
Female	2,643	1,771	2,260
% of Total	58.9 %	55.9 %	54.7 %
TOTAL	4,491	3,163	4,128



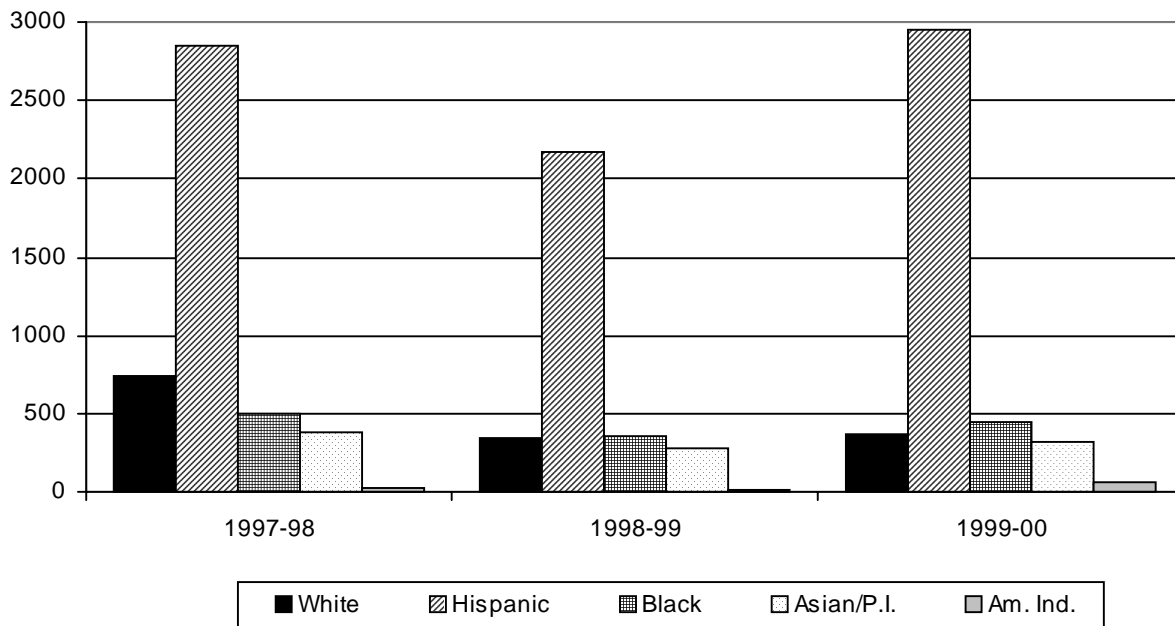
* Includes only students reported according to TEA guidelines.

NOTE: Percents may not add to 100 due to rounding.

Source: Office of Adult Education

**ADULT EDUCATION
Enrollment* by Ethnicity
Academic Years 1998 - 2000**

	1997-98	1998-99	1999-00
White	735	344	366
% of Total	16.4 %	10.9 %	8.9 %
Hispanic	2,849	2,169	2,943
% of Total	63.4 %	68.6 %	71.3 %
Black	494	359	441
% of Total	11.0 %	11.3 %	10.7 %
Asian/Pacific Islander	384	276	314
% of Total	8.6 %	8.7 %	7.6 %
Am. Indian/Alaskan Native	29	15	64
% of Total	0.6 %	0.5 %	1.6 %
TOTAL	4,491	3,163	4,128



* Includes only students reported according to TEA guidelines.

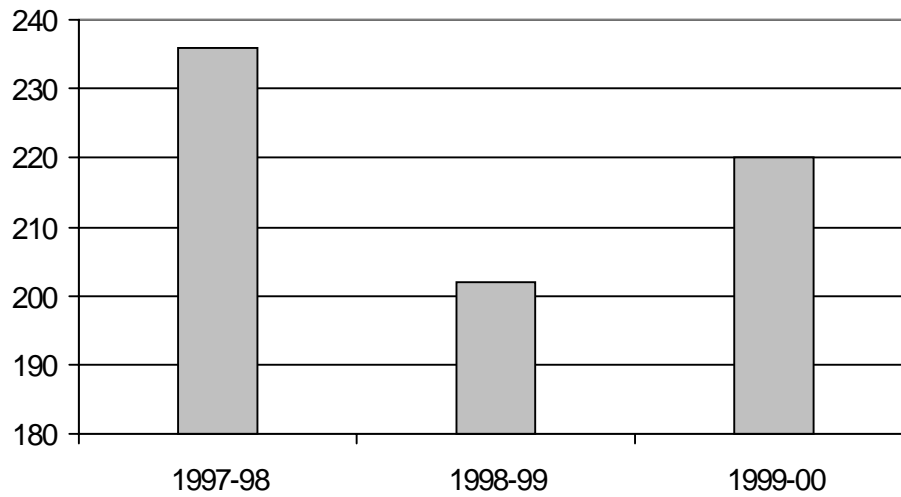
NOTE: Percents may not add to 100 due to rounding.

Source: Office of Adult Education

7. CONTINUING EDUCATION & ADULT EDUCATION

ADULT EDUCATION Graduates* Academic Years 1998 - 2000

	1997-98	1998-99	1999-00
Graduates	236	202	220



* Students who successfully completed the General Education Development (GED) program.

Source: Office of Adult Education