

Section 8

Adult Education

This section can be used for finding:

- *components of the Adult Education Program.*
- *statistics on program participants and completers.*
- *statistics on GED graduates.*

Contents

Summary	124
Overview	125
Total Participants and Completers	126
Completers by Gender	127
Completers by Ethnicity	128
Graduates	129

Useful Terms

Completer - a student who completes all required assessments and 12 instructional contact hours in the Adult Basic Education (ABE), General Education Development (GED), or English-as-a-Second Language (ESL) program.

GED - General Education Development; test for students whose high school education was interrupted.

GED Graduate - a student who successfully passed the General Education Development (GED) exam.

Participant - an individual who attends an initial orientation of the ABE, GED, or ESL program.

TEA - Texas Education Agency; evaluates and provides partial funding for the Adult Education Program.

Adult Education Summary

- Academic year 2003 saw a sharp decline in both Adult Education participants and completers at Austin Community College (ACC) compared to academic year 2002.
- Examination of Adult Education participants in academic year 2003 revealed a 44% decline from academic year 2002 (6,699 students in academic year 2002; 3,768 students in academic year 2003).
- Inspection of Adult Education completers in academic year 2003 revealed a 36% decline from academic year 2002 (5,423 students in academic year 2002; 3,487 students in academic year 2003).
- Demographic analysis of ACC Adult Education completers in academic year 2003 revealed increased participation by females (56% in academic year 2002; 58% in academic year 2003) and Hispanics (72% in academic year 2002; 77% in academic year 2003) compared to the previous year.
- Further analysis revealed a sharp drop in the number of Adult Education graduates. In academic year 2003, ACC graduated 202 students in Adult Education, less than half the previous academic year's graduation class (461 graduates in academic year 2002).
- The decline in Adult Education participants can be attributed to several factors: the loss of the Austin Learning Academy as a partner, AISD choosing not to offer GED classes under the Adult Education grant in academic year 2003, and more stringent student counting method used in ACES (Adult and Community Education System). In addition, the Adult Education department was no longer able to use Garza High School as a site in academic year 2003, resulting in a loss of a large number of students served.

Adult Education Overview

Austin Community College has served as the primary sponsor of the Adult Education Program of the Travis County Co-op since September 1973. The program is funded annually and evaluated by the Texas Education Agency (TEA). The federal portion of the funding is provided by the US Department of Education through TEA. The state portion of the funding is provided by the State of Texas. Local funding is also provided by Austin Community College. A coordinating committee comprised of public school superintendents and their representatives, human services agency representatives, members of the business community, and student representatives, that as an advisory committee in accordance with TEA guidelines.

Programs

The Adult Education Program includes the following components:

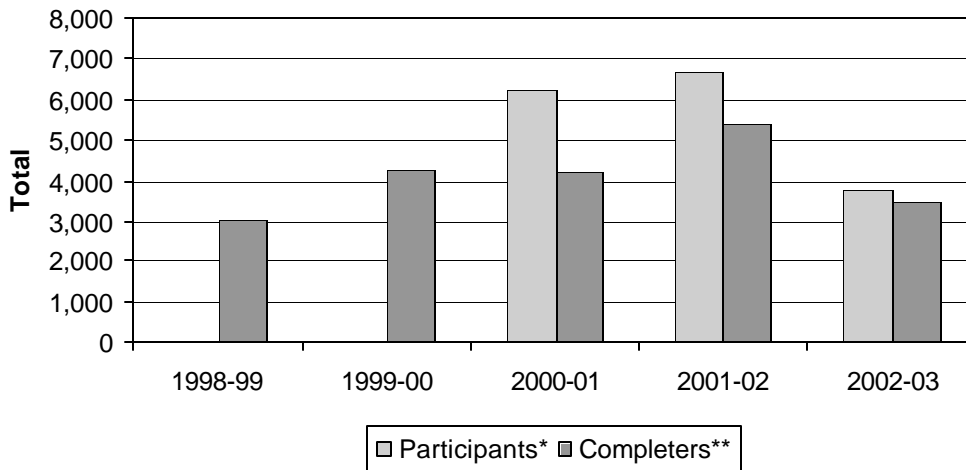
1. *Adult Basic Education (ABE)* programs are for adults whose reading, writing, and arithmetic skills are below the ninth-grade level. These classes, which consist of both self-paced and group instruction, are also part of the entry component of adult secondary or GED preparation.
2. *General Education Development (GED)* classes are for adults whose high school education was interrupted. These classes cover five areas: writing, social studies, science, reading, and math. GED classes are designed to assist students to prepare for the GED Test and offer life and job readiness skills.
3. *English-as-a-Second Language (ESL)* classes are for adults whose native language is not English.

The following programs are specially funded through Adult Education and are designed for special populations:

1. The *Adult Education for Corrections and Institutions* program provides Adult Basic Education, ESL and GED preparation classes for inmates of city and county correctional facilities and students at state institutions (i.e., Texas School for the Blind and Visually Impaired, Texas State School for the Deaf).
2. The *English Literacy & Citizenship/Naturalization* program provides civics classes that prepare immigrants for US citizenship and essential life skills in the multi-cultural American community. These classes are a direct complement to the Adult Education GED social studies preparation and ESL classes.

ADULT EDUCATION
Total Participants and Completers
Academic Years 1999 - 2003

	1998-99	1999-00	2000-01	2001-02	2002-03
Total Participants*	-		6,250	6,699	3,768
Total Completers**	3,051	4,268	4,217	5,423	3,487



* Participants include all individuals served who attended an initial orientation of the ABE, GED, or ESL program. Comparable data are not available prior to 2000-01 due to a change in record keeping systems.

** Completers include only students reported according to TEA guidelines (i.e., students who completed all required assessments and 12 instructional contact hours in the ABE, GED, or ESL program).

Notes: Data are more accurate in AY03. Literacy Pro (an internal student tracking system) counted everyone, where as ACES (a state tracking system) only gives credit for students with 12 hours or more.

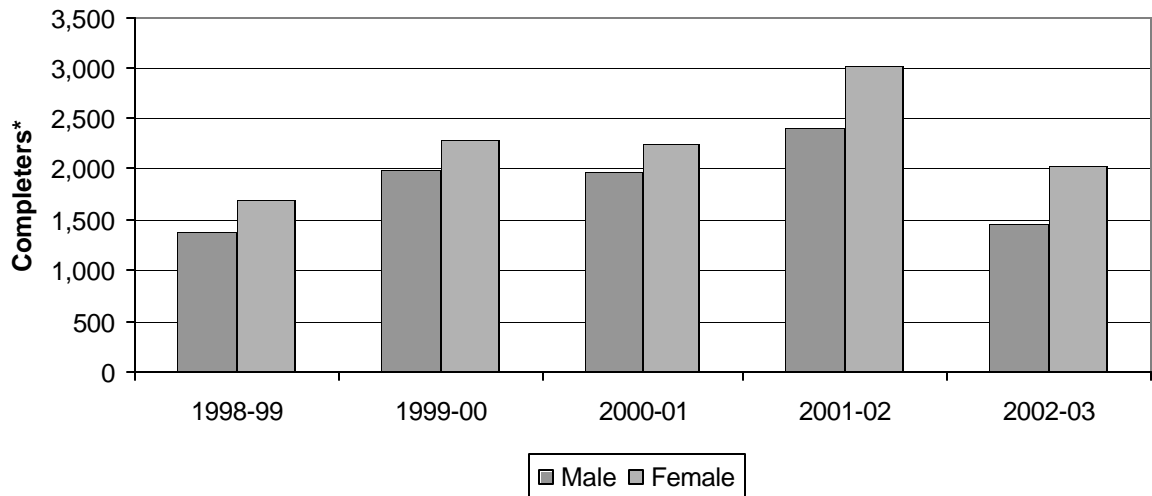
The loss of Austin Learning Academy as a partner reduced the number of students served by ACC in AY03.

ACC lost a key site (Garza High School) in AY03, which served a large number of students.

Source: Office of Adult Education

**ADULT EDUCATION
Completers by Gender
Academic Years 1999 - 2003**

Gender	1998-99	1999-00	2000-01	2001-02	2002-03
Male	1,368	1,979	1,976	2,401	1,464
% of Total	44.8%	46.4%	46.9%	44.3%	42.0%
Female	1,683	2,289	2,241	3,022	2,023
% of Total	55.2%	53.6%	53.1%	55.7%	58.0%
TOTAL	3,051	4,268	4,217	5,423	3,487



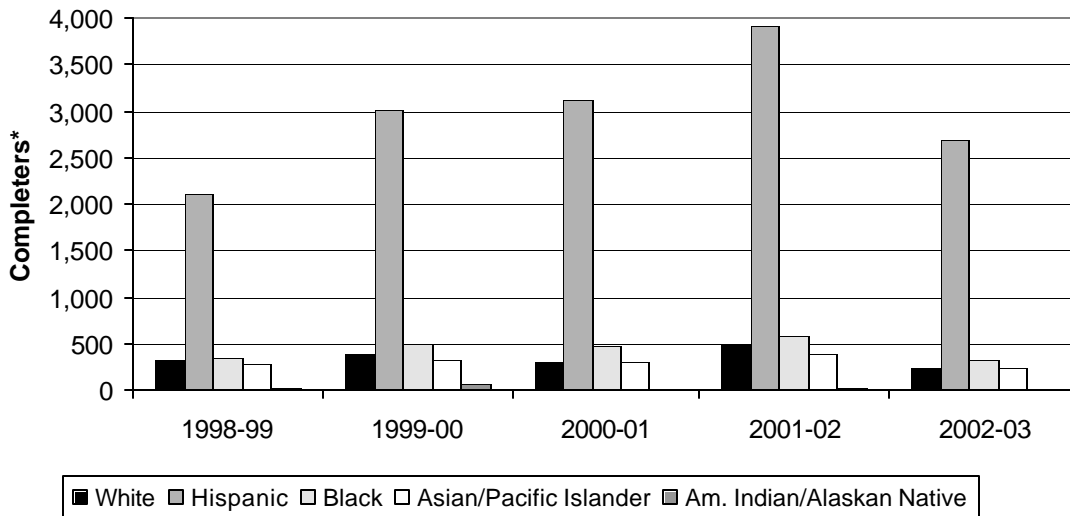
* Completers include only students reported according to TEA guidelines (i.e., students who completed all required assessments and 12 instructional contact hours in the ABE, GED, or ESL program).

NOTE: Percents may not add to 100 due to rounding.

Source: Office of Adult Education

ADULT EDUCATION Completers by Ethnicity Academic Years 1999 - 2003

Ethnicity	1998-99	1999-00	2000-01	2001-02	2002-03
White	328	390	310	493	232
% of Total	10.8%	9.1%	7.4%	9.1%	6.7%
Hispanic	2,099	3,004	3,115	3,922	2,690
% of Total	68.8%	70.4%	73.9%	72.3%	77.1%
Black	336	492	478	591	320
% of Total	11.0%	11.5%	11.3%	10.9%	9.2%
Asian/Pacific Islander	272	324	309	390	235
% of Total	8.9%	7.6%	7.3%	7.2%	6.7%
Am. Indian/Alaskan Native	16	58	5	27	10
% of Total	0.5%	1.4%	0.1%	0.5%	0.3%
TOTAL	3,051	4,268	4,217	5,423	3,487



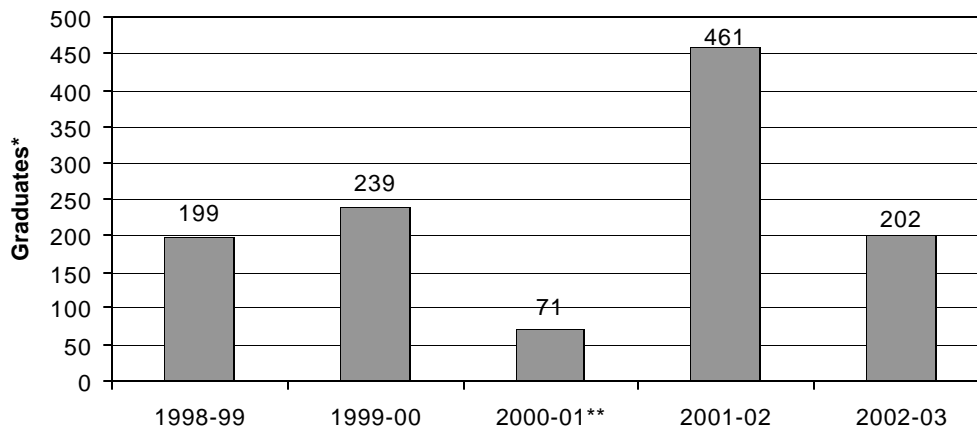
* Completers include only students reported according to TEA guidelines (i.e., students who completed all required assessments and 12 instructional contact hours in the ABE, GED, or ESL program).

NOTE: Percents may not add to 100 due to rounding.

Source: Office of Adult Education

**ADULT EDUCATION
Graduates
Academic Years 1999 - 2003**

	1998-99	1999-00	2000-01**	2001-02	2002-03
Graduates*	199	239	71	461	202



* Students who successfully passed the General Education Development (GED) exam.

** The number of graduates decreased in 2000-01 due to a change in record keeping and implementation of a new departmental data system.

Note: Adult Education (AE) Graduates: The decline in the number of graduates in AY03 was impacted by AISD choosing not to offer GED classes under the AE grant.

Source: Office of Adult Education