

## Adult Education

This section can be used for finding:

- components of the Adult Education Program.
- statistics on program participants and completers.
- statistics on GED graduates.

### Contents

Overview .....	115
Total Participants and Completers .....	116
Completers by Gender .....	117
Completers by Ethnicity .....	118
GED Graduates .....	119

### Useful Terms

**Completer** - a student who completes all required assessments and 12 instructional contact hours in the Adult Basic Education (ABE), General Education Development (GED), or English-as-a-Second Language (ESL) program.

**General Education Development (GED)** - test for students whose high school education was interrupted.

**GED Graduate** - a student who successfully passed the General Education Development (GED) exam.

**Participant** - an individual who attends an initial orientation of the Adult Basic Education, GED, or English-as-a-Second Language program.

**TEA** - Texas Education Agency; evaluates and provides partial funding for the Adult Education Program.



## **Adult Education Overview**

Austin Community College has served as the primary sponsor of the Adult Education Program of the Travis County Co-op since September 1973. The program is funded annually and evaluated by the Texas Education Agency (TEA). The federal portion of the funding is provided by the US Department of Education through TEA. The state portion of the funding is provided by the State of Texas. Local funding is also provided by Austin Community College. Representatives from Austin Independent School District, Travis County Corrections, WorkSource, the Housing Authority City of Austin, and other adult and family literacy providers throughout Travis County, act as an advisory committee in accordance with TEA guidelines.

### **Programs**

The Adult Education Program includes the following components:

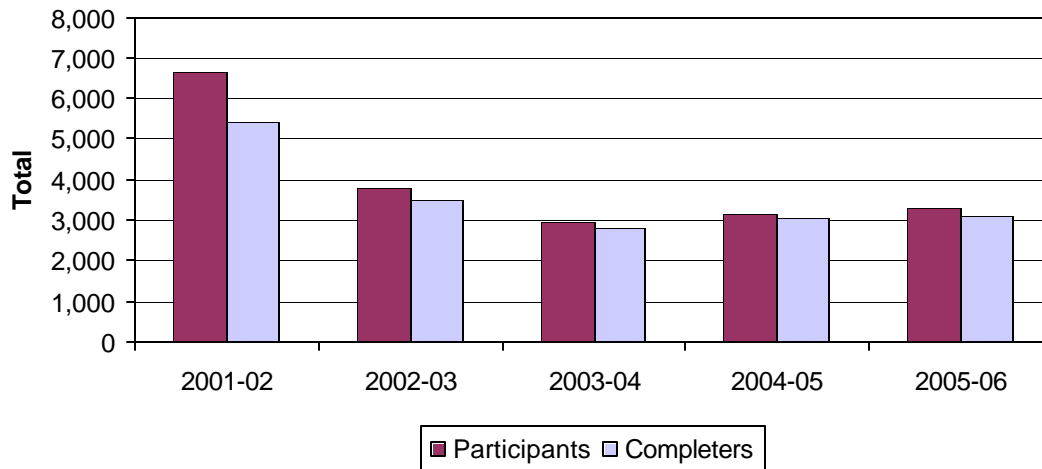
1. *Adult Basic Education (ABE)* programs are provided for adults whose reading, writing, and arithmetic skills are below the ninth-grade level. These classes, which consist of both self-paced and group instruction, are also part of the entry component of adult secondary or GED preparation.
2. *General Education Development (GED)* classes are offered for adults whose high school education was interrupted. These classes cover five areas: writing, social studies, science, reading, and math. GED classes are designed to assist students in preparing for the GED Exam and to offer life and job readiness skills.
3. *English-as-a-Second Language (ESL)* classes are provided for adults whose native language is not English.

The following programs are specially funded through Adult Education and are designed for special populations:

1. The *Adult Education for Corrections and Institutions* program provides Adult Basic Education, ESL and GED preparation classes for inmates of city and county correctional facilities (i.e., Travis County Probations, Travis County Correctional Complex in Del Valle).
2. The *English Literacy & Citizenship/Naturalization* program provides civics classes that prepare immigrants for US citizenship and essential life skills in the multi-cultural American community. These classes are a direct complement to the Adult Education GED social studies preparation and ESL classes.

**ADULT EDUCATION  
Total Participants and Completers  
Academic Years 2002 - 2006**

	2001-02 <sup>1</sup>	2002-03 <sup>2</sup>	2003-04	2004-05	2005-06
<i>TEA Performance Targets</i>	6,000	4,430	3,250	3,181	3,300
Total Participants <sup>3</sup>	6,699	3,768	2,923	3,158	3,304
Total Completers <sup>4</sup>	5,423	3,487	2,786	3,065	3,111
Percent Completers	80.95%	92.54%	95.31%	97.06%	94.16%



<sup>1</sup> There were a higher number of participants and completers in Academic Year 2001-02 due to a change in GED assessment for Academic Year 2002-03. Students who did not complete all 5 GED tests prior to the end of the 2001-02 Academic Year would have to start over with testing in 2002-03.

<sup>2</sup> In Academic Year 2002-03, ACC decided to decrease the number of students served in order to provide better services. Another reason for the reduced number of students served was due to the loss of the Austin Learning Academy and Garza High School.

<sup>3</sup> Participants include all individuals served who attended an initial orientation of the ABE, GED, or ESL program.

<sup>4</sup> Completers include only students reported according to TEA guidelines (i.e., students who completed all required assessments and 12 instructional contact hours in the ABE, GED, or ESL program).

NOTES: Identification of Adult Education participants and completers was refined in AY03. The former identification process, Literacy Pro (an internal student tracking system), counted everyone. ACES (a state tracking system) is now the current identification process and gives credit only for students with 12 hours or more.

Source: Office of Adult Education

**ADULT EDUCATION  
Completers<sup>1</sup> by Gender  
Academic Years 2002 - 2006**

<b>Gender</b>	<b>2001-02</b>	<b>2002-03</b>	<b>2003-04</b>	<b>2004-05</b>	<b>2005-06</b>
Male	2,401	1,464	1,086	1,330	1,303
% of Total	44.27%	41.98%	38.98%	43.39%	41.88%
Female	3,022	2,023	1,700	1,735	1,808
% of Total	55.73%	58.02%	61.02%	56.61%	58.12%
<b>TOTAL</b>	<b>5,423</b>	<b>3,487</b>	<b>2,786</b>	<b>3,065</b>	<b>3,111</b>



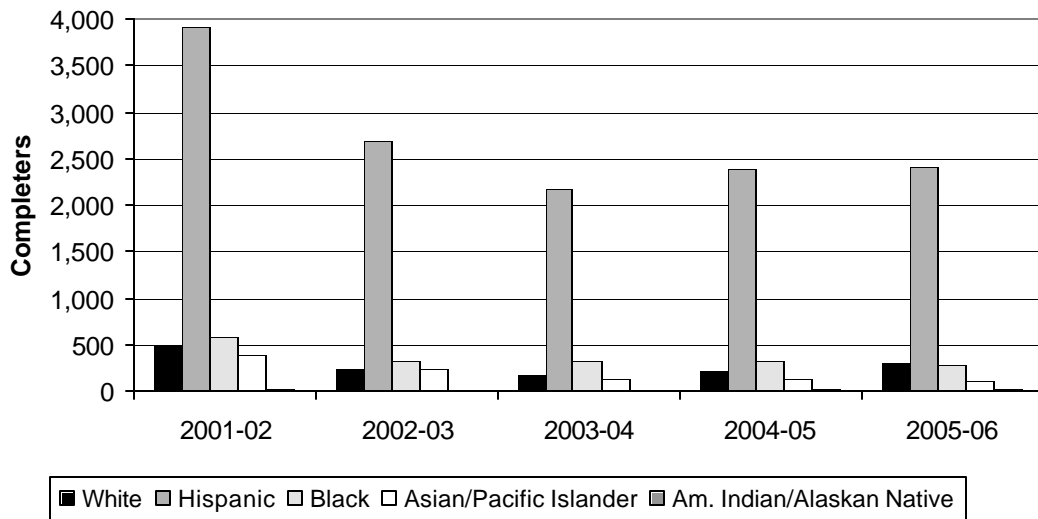
<sup>1</sup> Completers include only students reported according to TEA guidelines (i.e., students who completed all required assessments and 12 instructional contact hours in the ABE, GED, or ESL program).

NOTE: Percents may not add to 100 due to rounding.

Source: Office of Adult Education

### ADULT EDUCATION Completers<sup>1</sup> by Ethnicity Academic Years 2002 - 2006

<b>Ethnicity</b>	<b>2001-02</b>	<b>2002-03</b>	<b>2003-04</b>	<b>2004-05</b>	<b>2005-06</b>
White	493	232	172	213	301
% of Total	9.09%	6.65%	6.17%	6.95%	9.68%
Hispanic	3,922	2,690	2,168	2,387	2,409
% of Total	72.32%	77.14%	77.82%	77.88%	77.43%
Black	591	320	313	317	273
% of Total	10.90%	9.18%	11.23%	10.34%	8.78%
Asian/Pacific Islander	390	235	126	134	114
% of Total	7.19%	6.74%	4.52%	4.37%	3.66%
Am. Indian/Alaskan Native	27	10	7	14	14
% of Total	0.50%	0.29%	0.25%	0.46%	0.45%
<b>TOTAL</b>	<b>5,423</b>	<b>3,487</b>	<b>2,786</b>	<b>3,065</b>	<b>3,111</b>



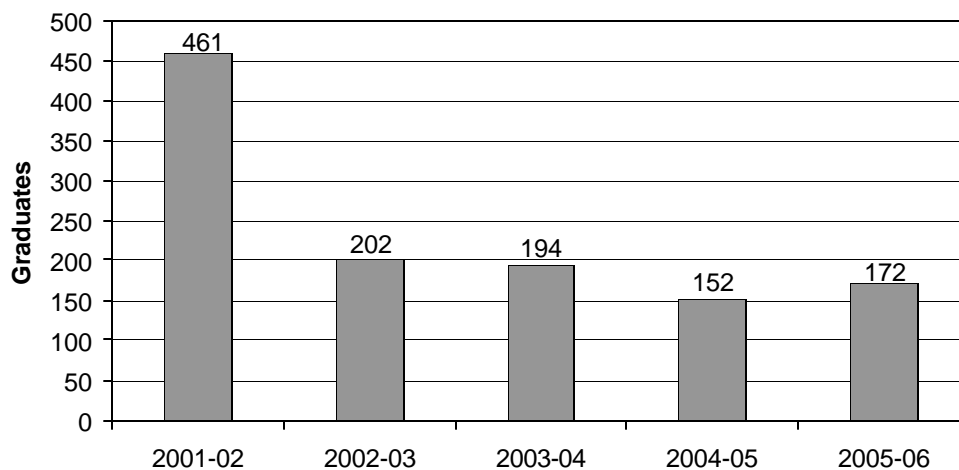
<sup>1</sup> Completers include only students reported according to TEA guidelines (i.e., students who completed all required assessments and 12 instructional contact hours in the ABE, GED, or ESL program).

NOTE: Percents may not add to 100 due to rounding.

Source: Office of Adult Education

**ADULT EDUCATION  
GED Graduates  
Academic Years 2002 - 2006**

	2001-02 <sup>1</sup>	2002-03	2003-04	2004-05	2005-06
Graduates <sup>2</sup>	461	202	194	152	172



<sup>1</sup> Due to a change in GED assessment in 2002-2003, there was a large increase in GED graduates in 2001-2002. Students who did not complete all 5 GED tests prior to the end of 2001-2002 would have to start over with testing in 2002-2003.

<sup>2</sup> Students who successfully passed the General Education Development (GED) exam in the Adult Education Program.

NOTE: Adult Education (AE) Graduates: The decline in the number of GED graduates in Academic Year 2003-04 was impacted by AISD choosing not to offer GED classes under the AE grant.

Source: Office of Adult Education