

Chart 1 - ECON-2301 Grades by Ethnicity

FTIC Students aggregated for three Fall semesters (Fall 2006, Fall 2007, Fall 2008)

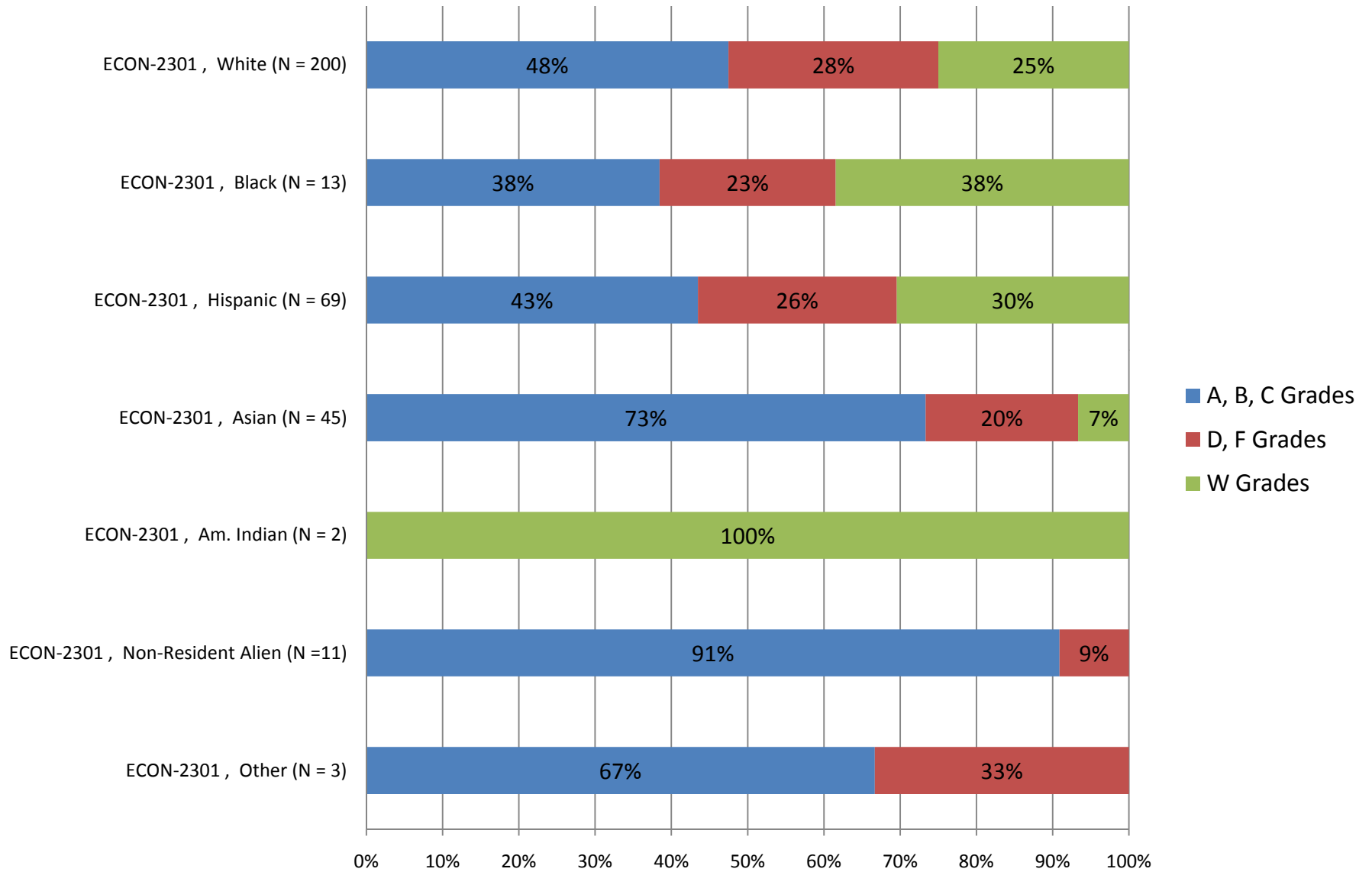


Chart 2 - ENGL-1301 and ENGL-1302 Grades by Ethnicity
FTIC Students aggregated for three Fall semesters (Fall 2006, Fall 2007, Fall 2008)

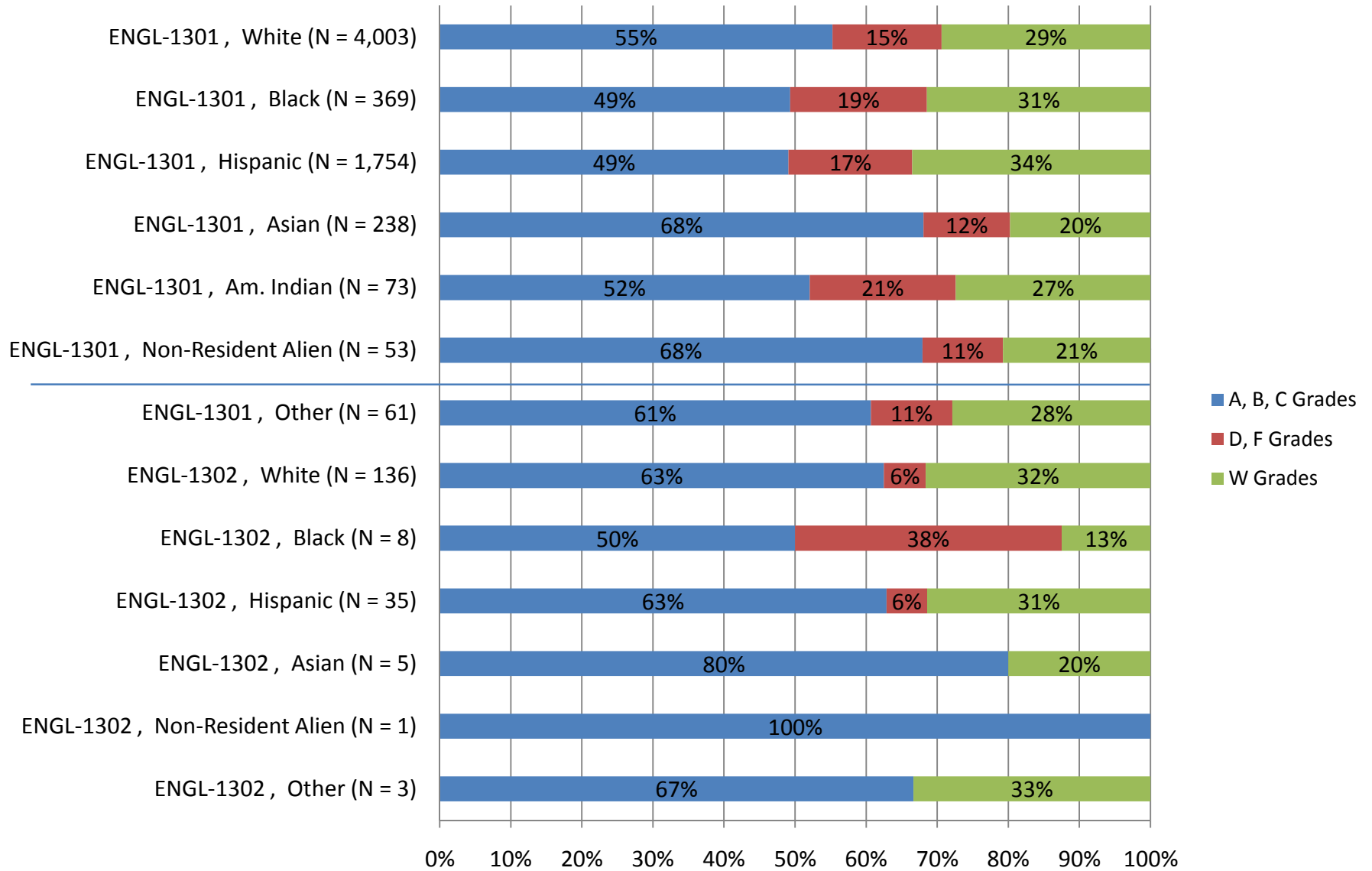


Chart 3 - GOVT-2305 and GOVT-2306 Grades by Ethnicity
FTIC Students aggregated for three Fall semesters (Fall 2006, Fall 2007, Fall 2008)

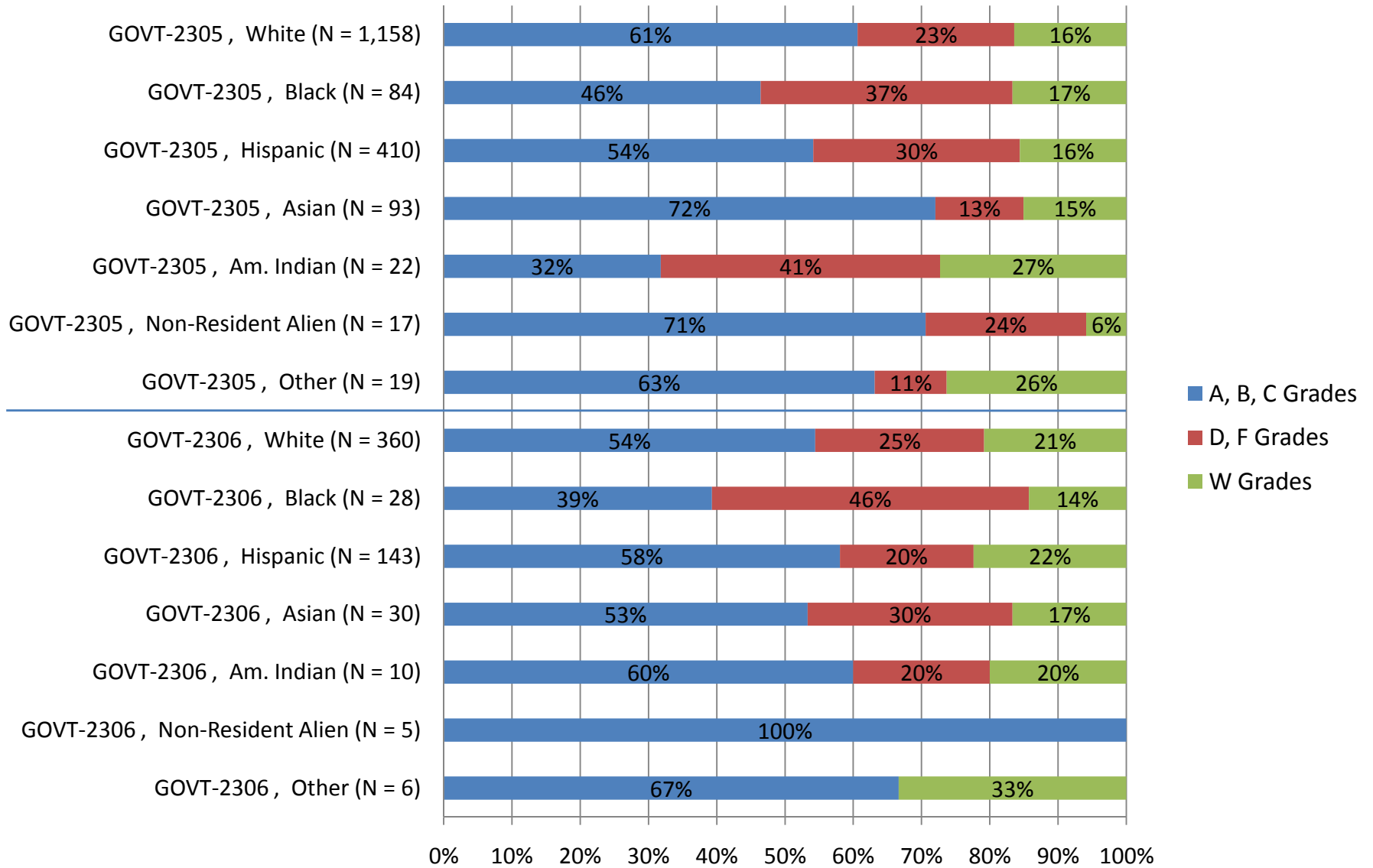


Chart 4 - HIST-1301 and HIST-1302 Grades by Ethnicity

FTIC Students aggregated for three Fall semesters (Fall 2006, Fall 2007, Fall 2008)

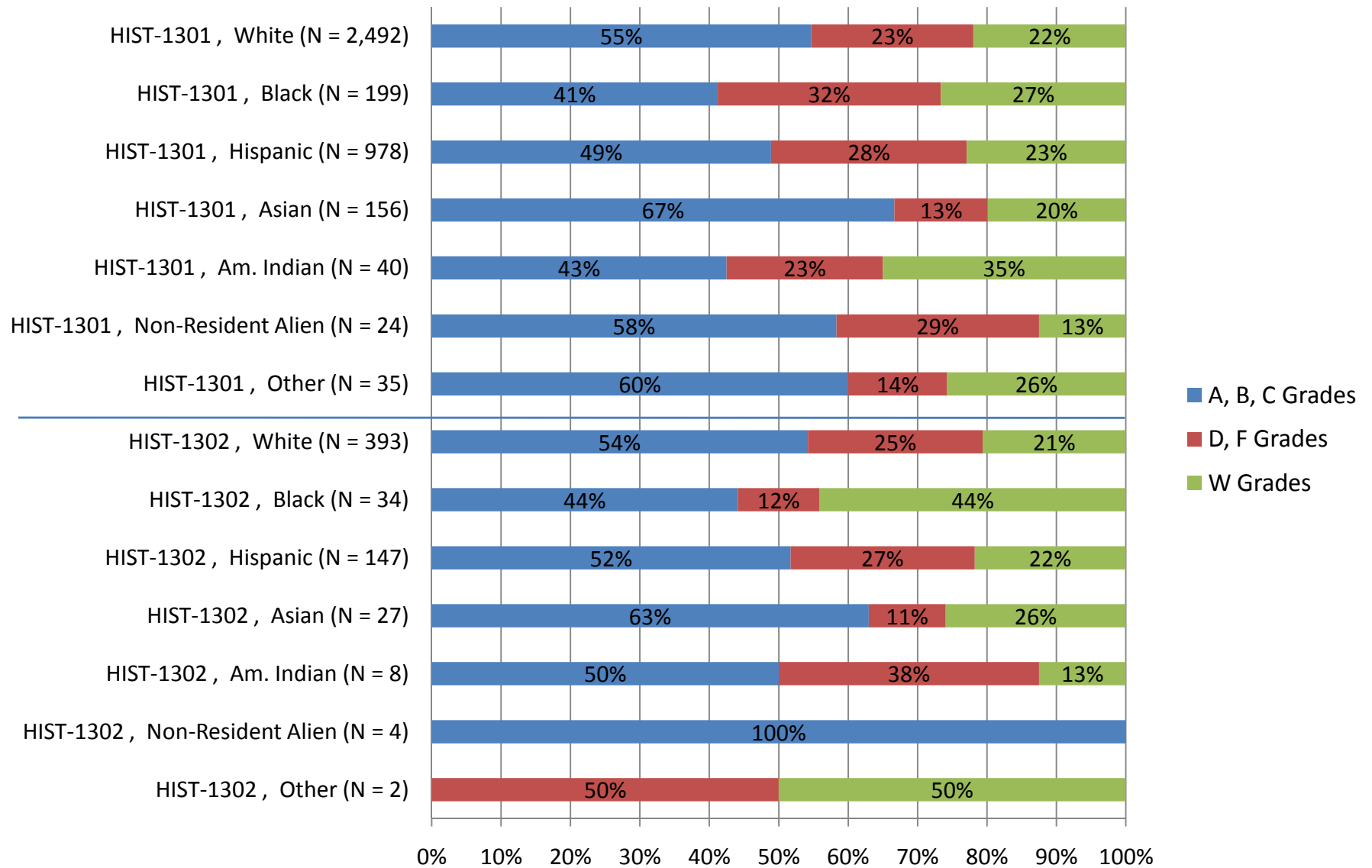


Chart 5 - MATD-0330 and MATD-1313 Grades by Ethnicity
FTIC Students aggregated for three Fall semesters (Fall 2006, Fall 2007, Fall 2008)

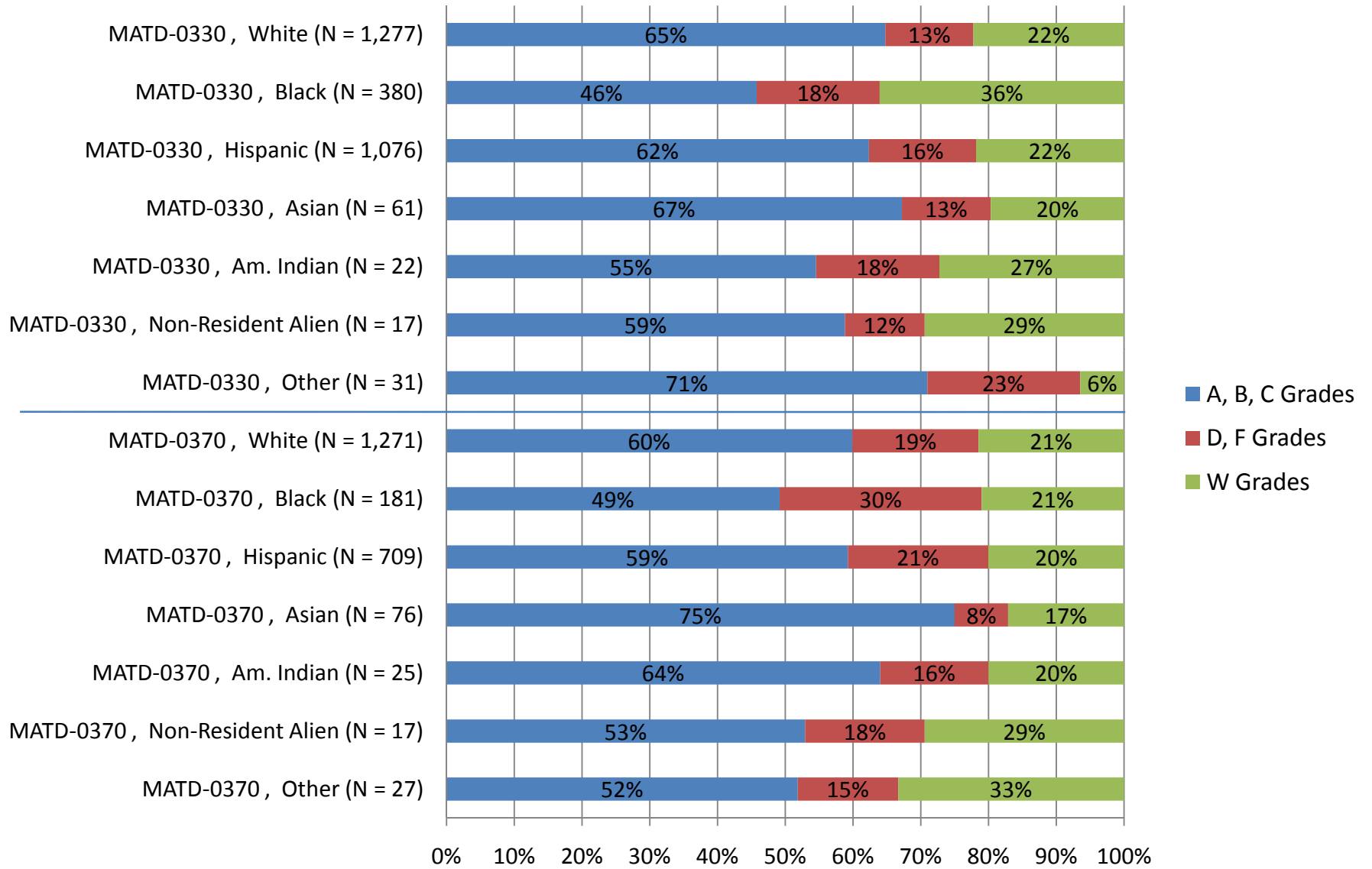


Chart 6 - MATD-0390 and MATH-1314 Grades by Ethnicity
FTIC Students aggregated for three Fall semesters (Fall 2006, Fall 2007, Fall 2008)

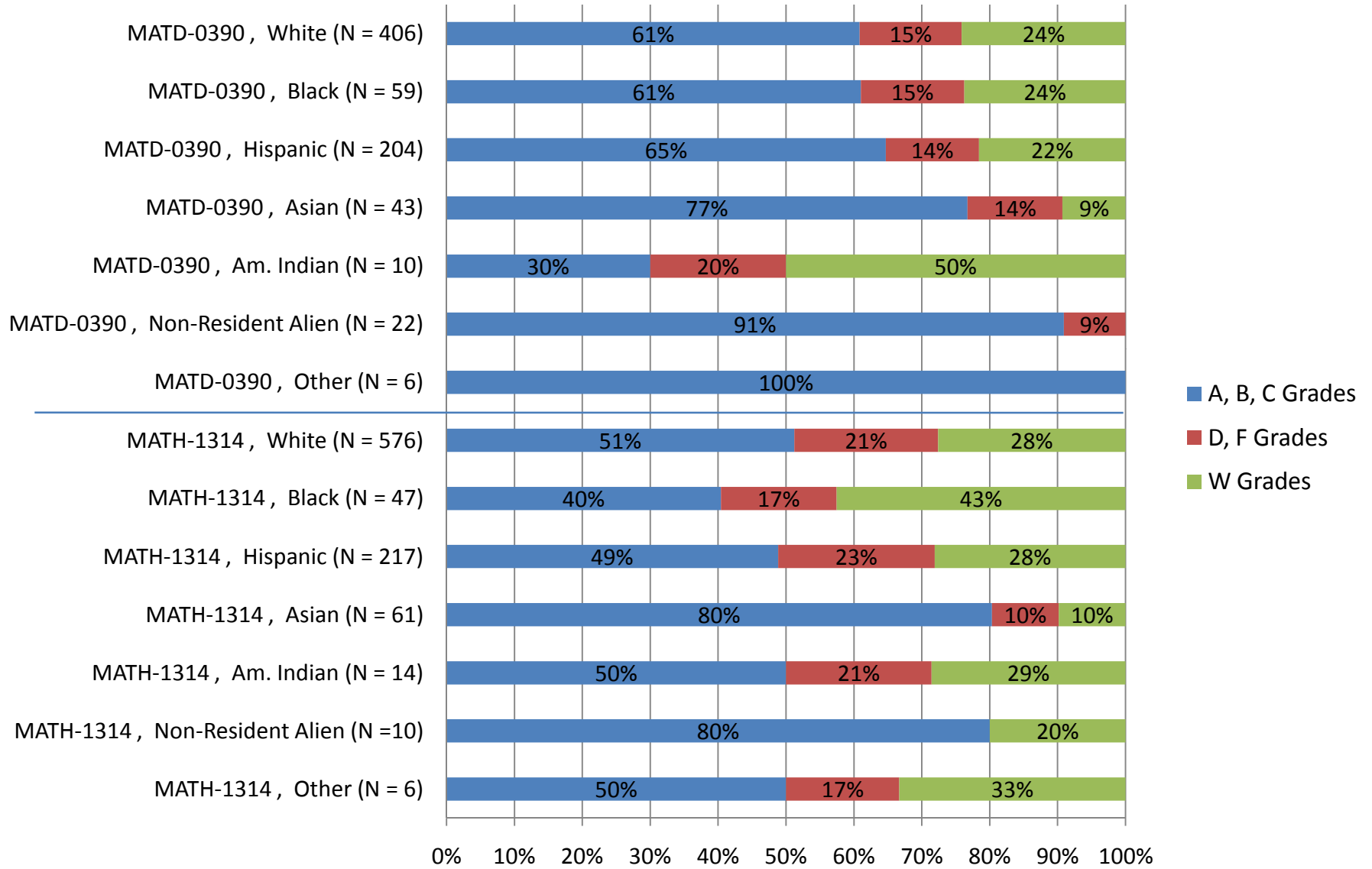


Chart 7 - MATH-1332 and PHIL-1301 Grades by Ethnicity
FTIC Students aggregated for three Fall semesters (Fall 2006, Fall 2007, Fall 2008)

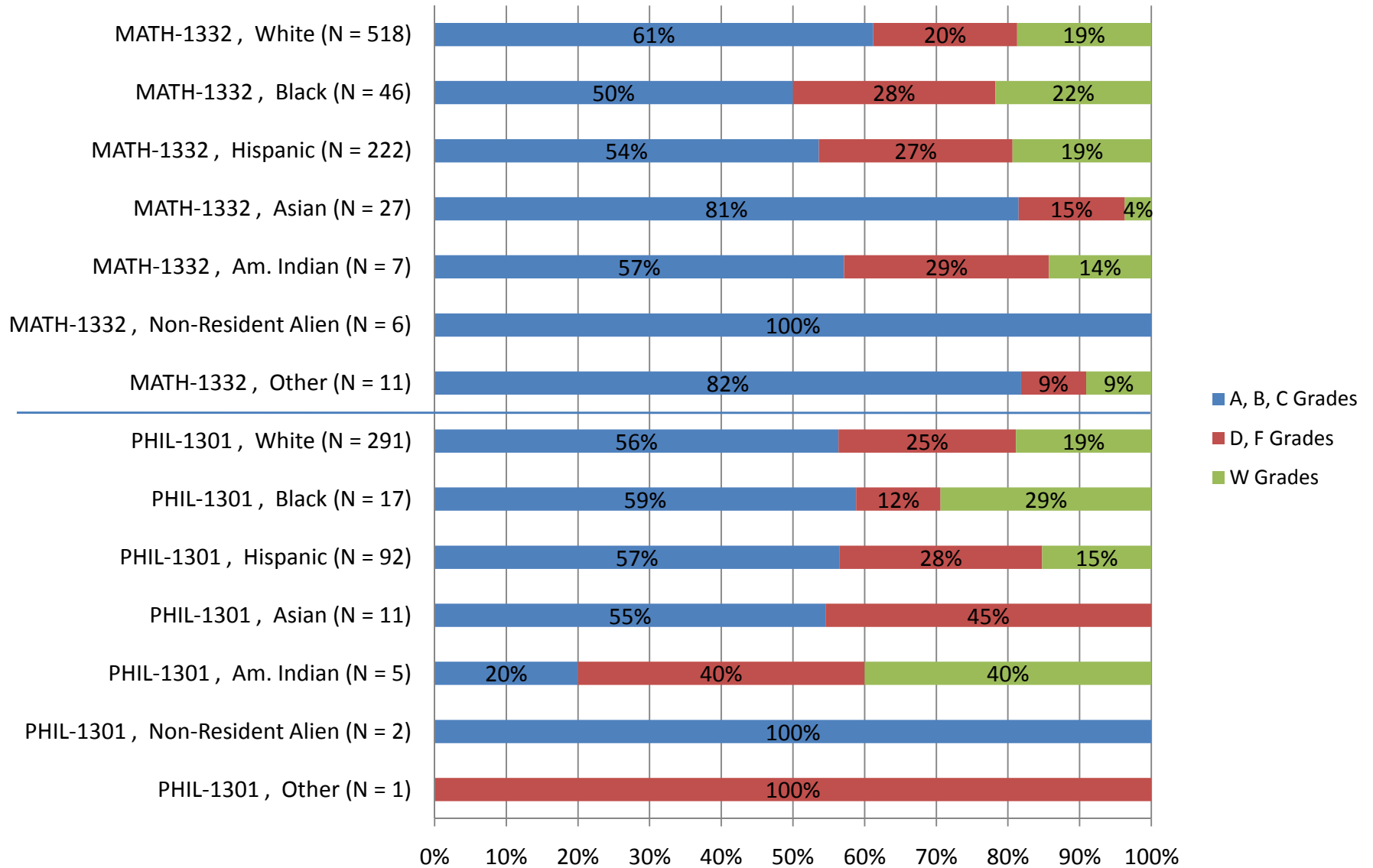


Chart 8 - PSYC-2301 and SOCI-1301 Grades by Ethnicity
FTIC Students aggregated for three Fall semesters (Fall 2006, Fall 2007, Fall 2008)

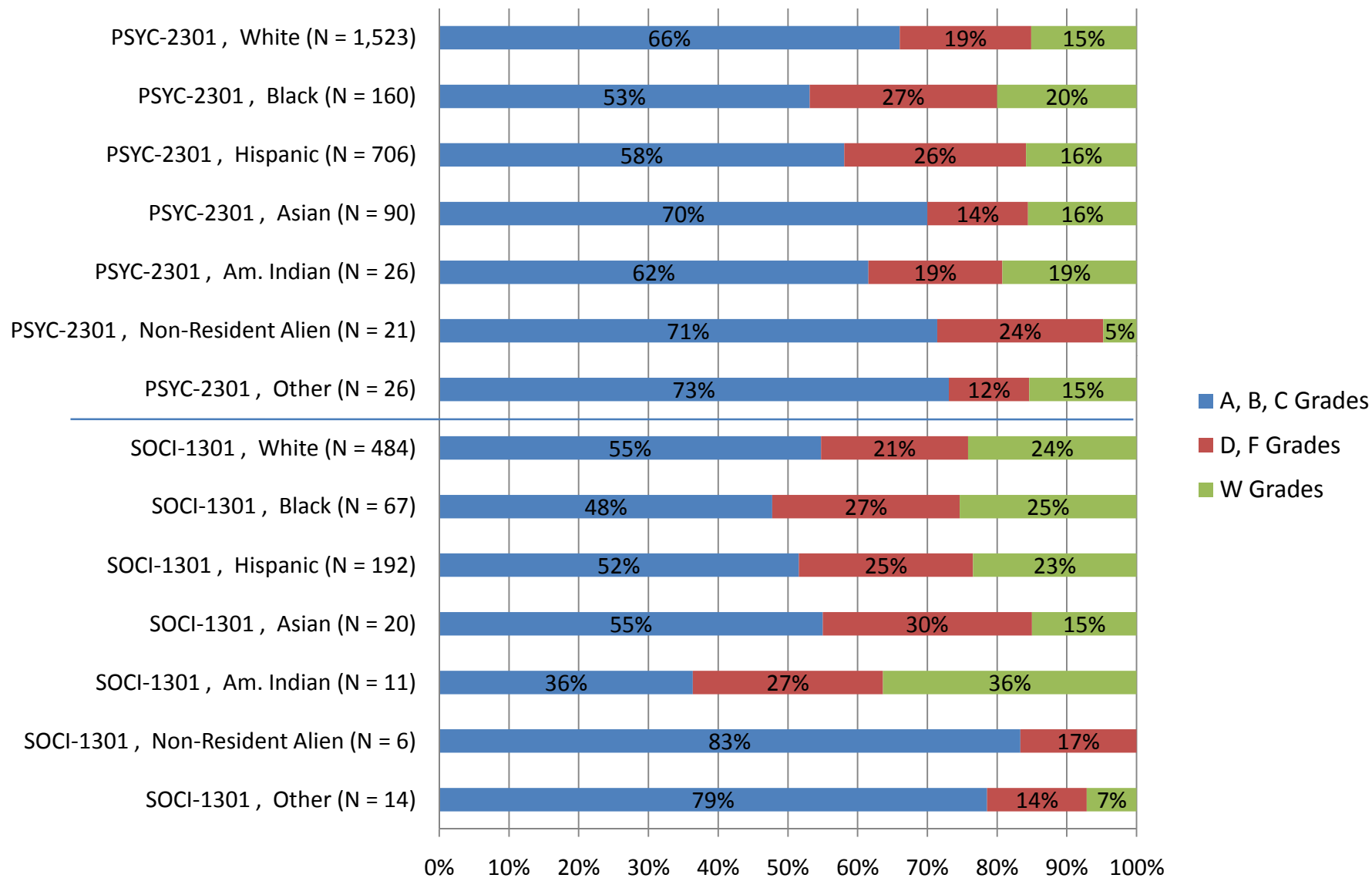


Chart 9 - SPAN-1511 and SPCH-1311 Grades by Ethnicity
FTIC Students aggregated for three Fall semesters (Fall 2006, Fall 2007, Fall 2008)

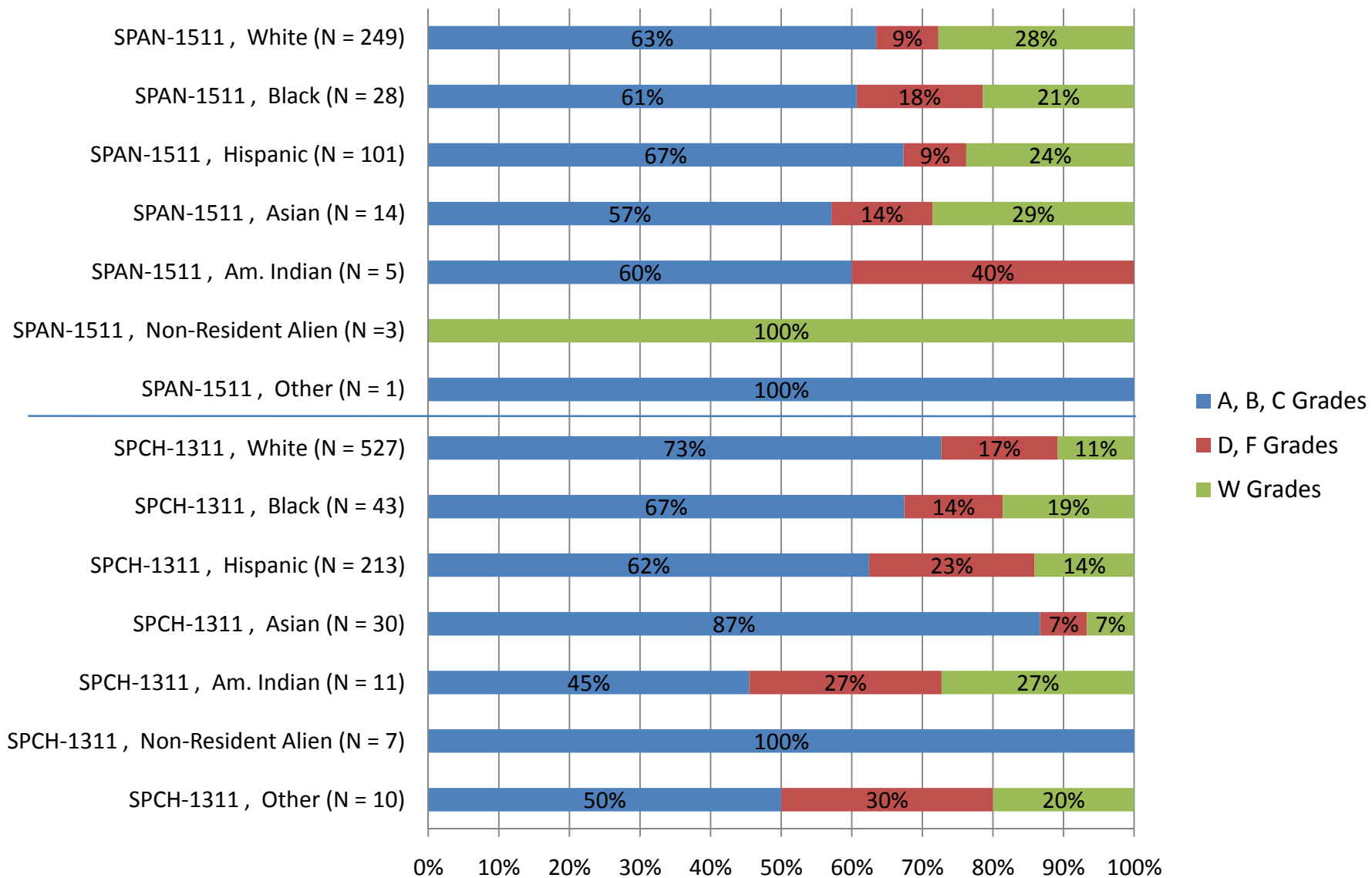


Chart 10 - ECON-1301 to HIST-1302 Grades by Gender
FTIC Students aggregated for three Fall semesters (Fall 2006, Fall 2007, Fall 2008)

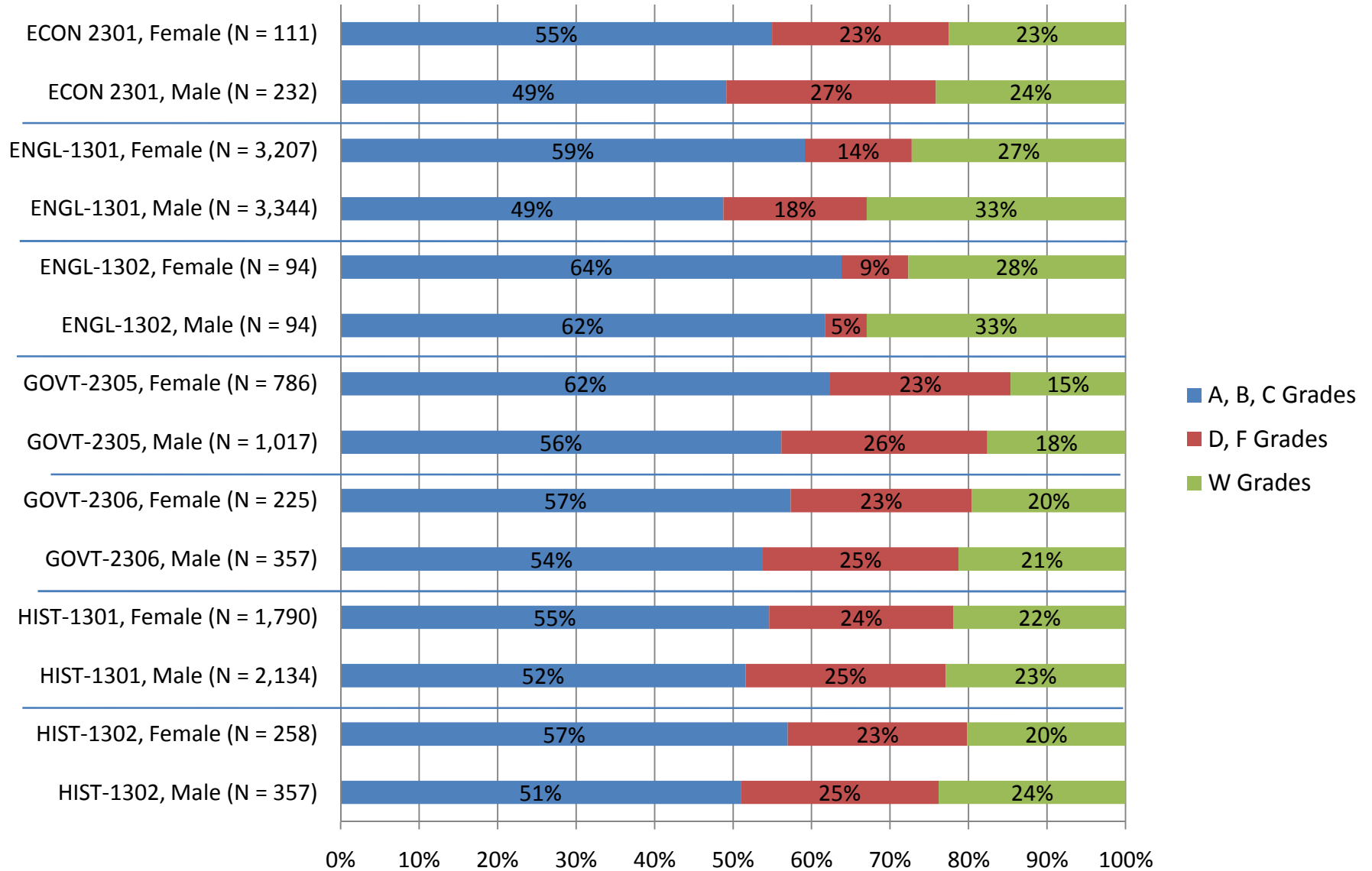


Chart 11 - Math-0330 to Psyc-2301 Grades by Gender
FTIC Students aggregated for three Fall semesters (Fall 2006, Fall 2007, Fall 2008)

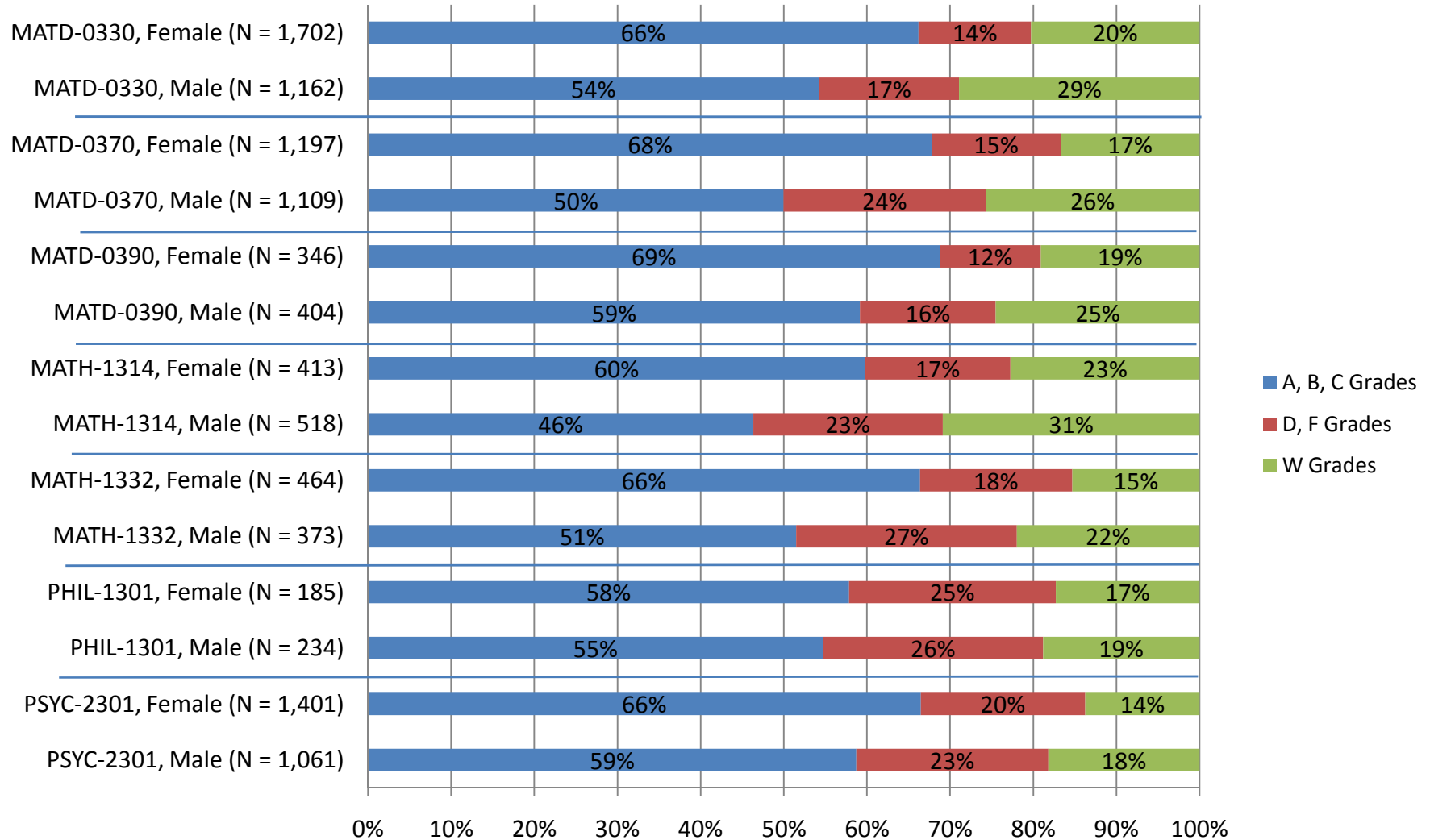


Chart 12 - SOCI-1301 to SPCH-1311 Grades by Gender
FTIC Students aggregated for three Fall semesters (Fall 2006, Fall 2007, Fall 2008)

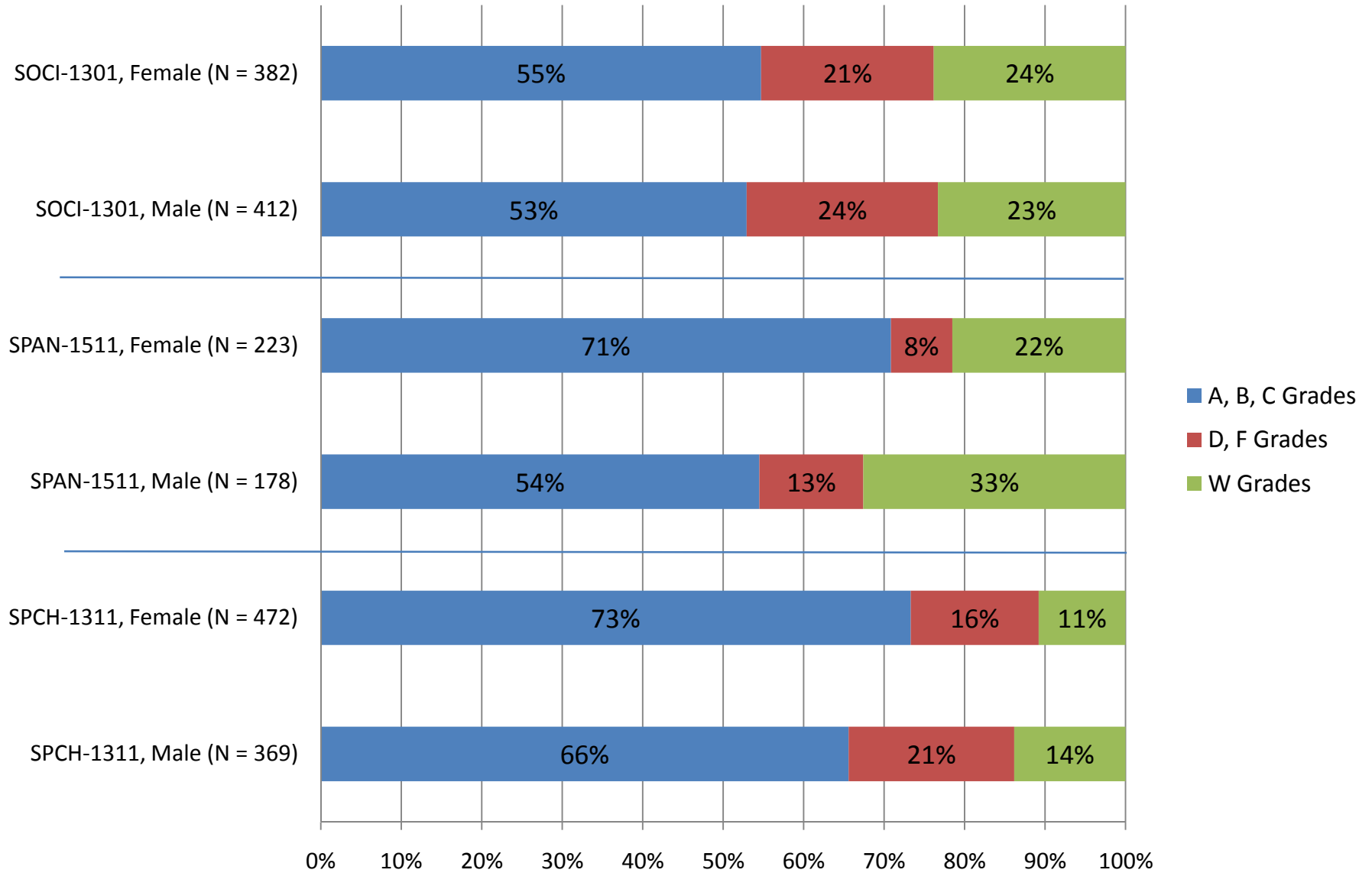


Chart 13 - DEVR-1303 and DEVR-1313 Grades by Ethnicity
FTIC Students aggregated for three Fall semesters (Fall 2006, Fall 2007, Fall 2008)

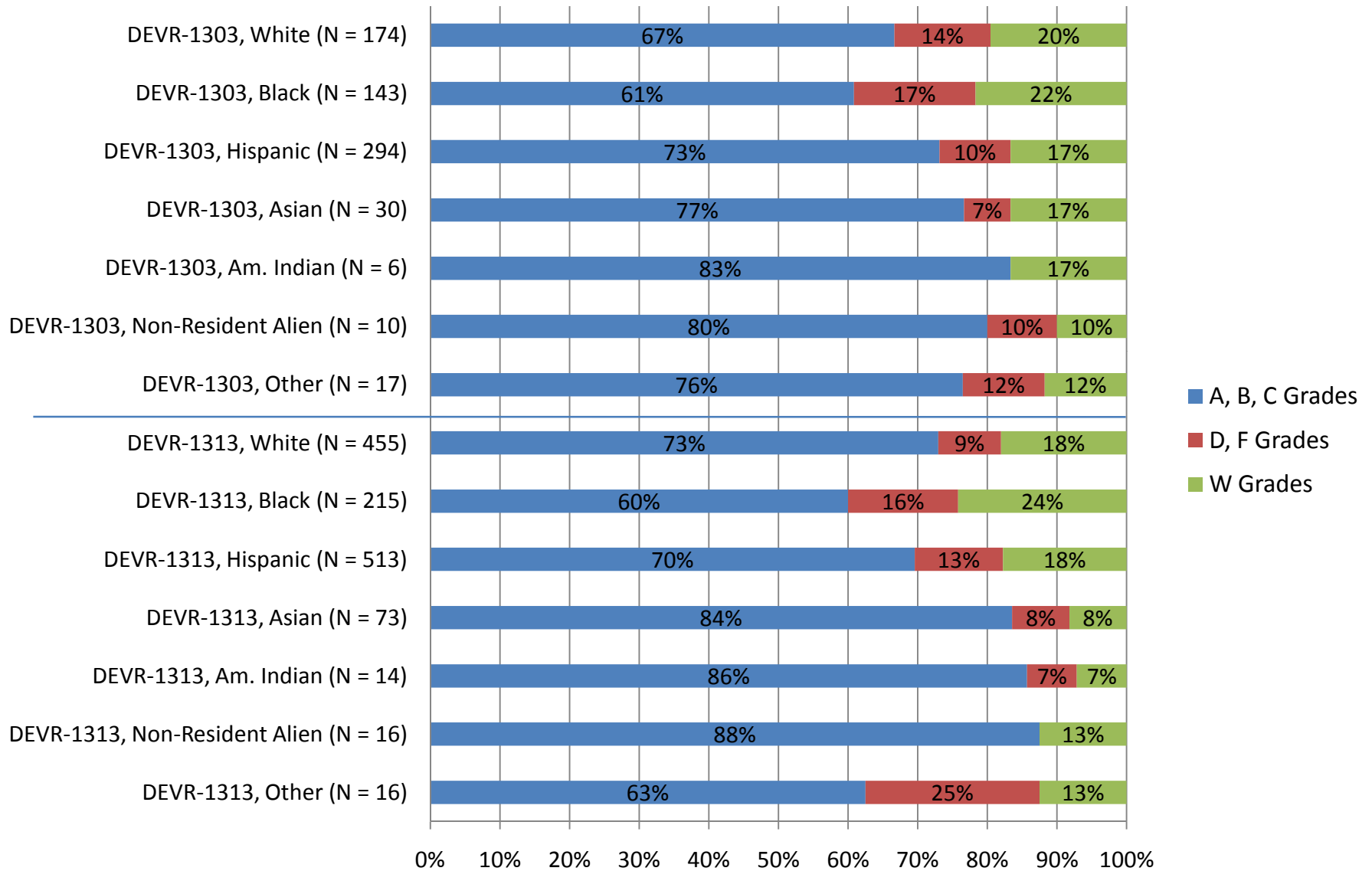


Chart 14 - DEVW-1403 and DEVW-1413 Grades by Ethnicity
FTIC Students aggregated for three Fall semesters (Fall 2006, Fall 2007, Fall 2008)

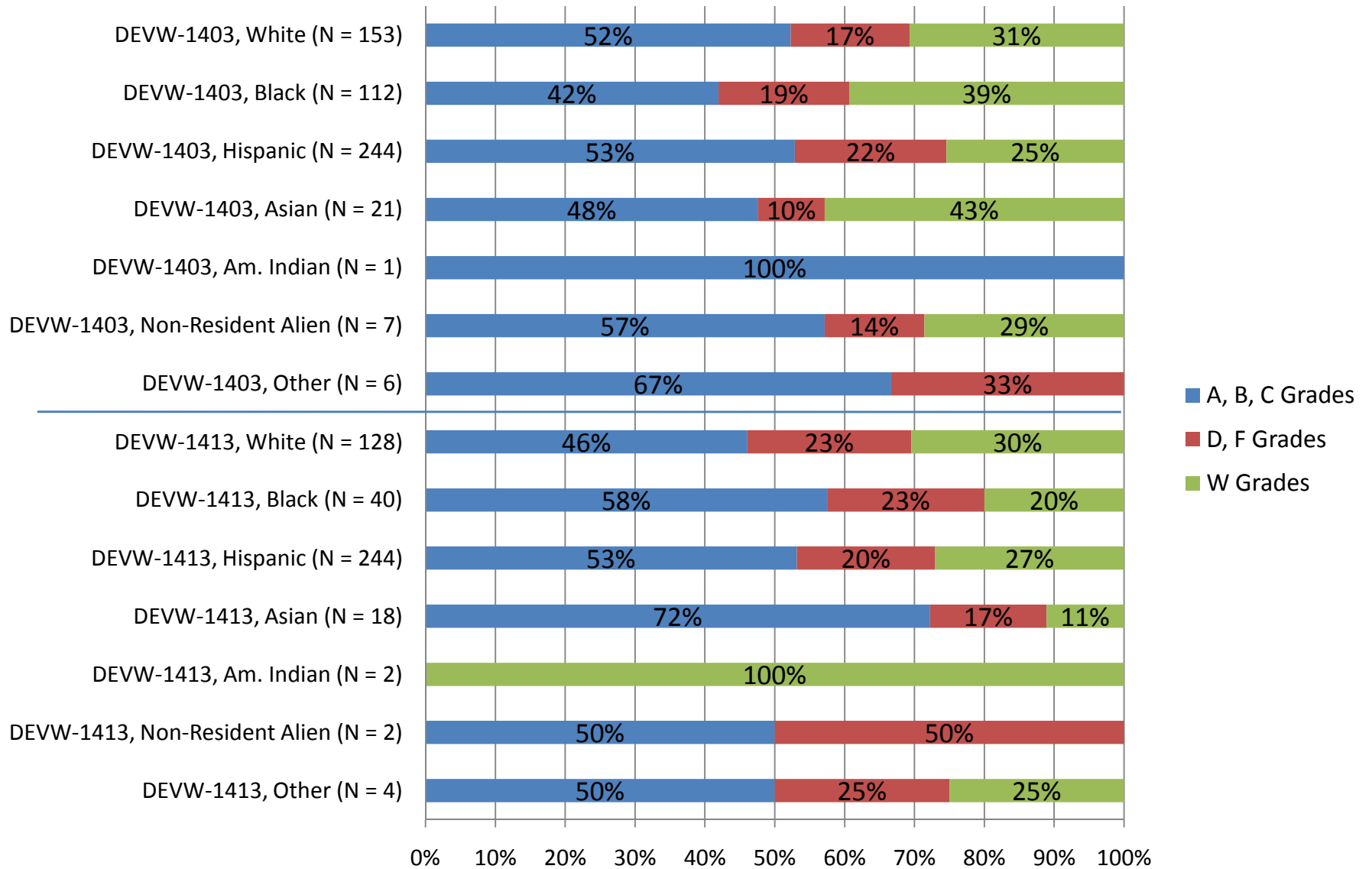


Chart 15 - MATD-0330, MATD-0370 Grades by Ethnicity
FTIC Students aggregated for three Fall semesters (Fall 2006, Fall 2007, Fall 2008)

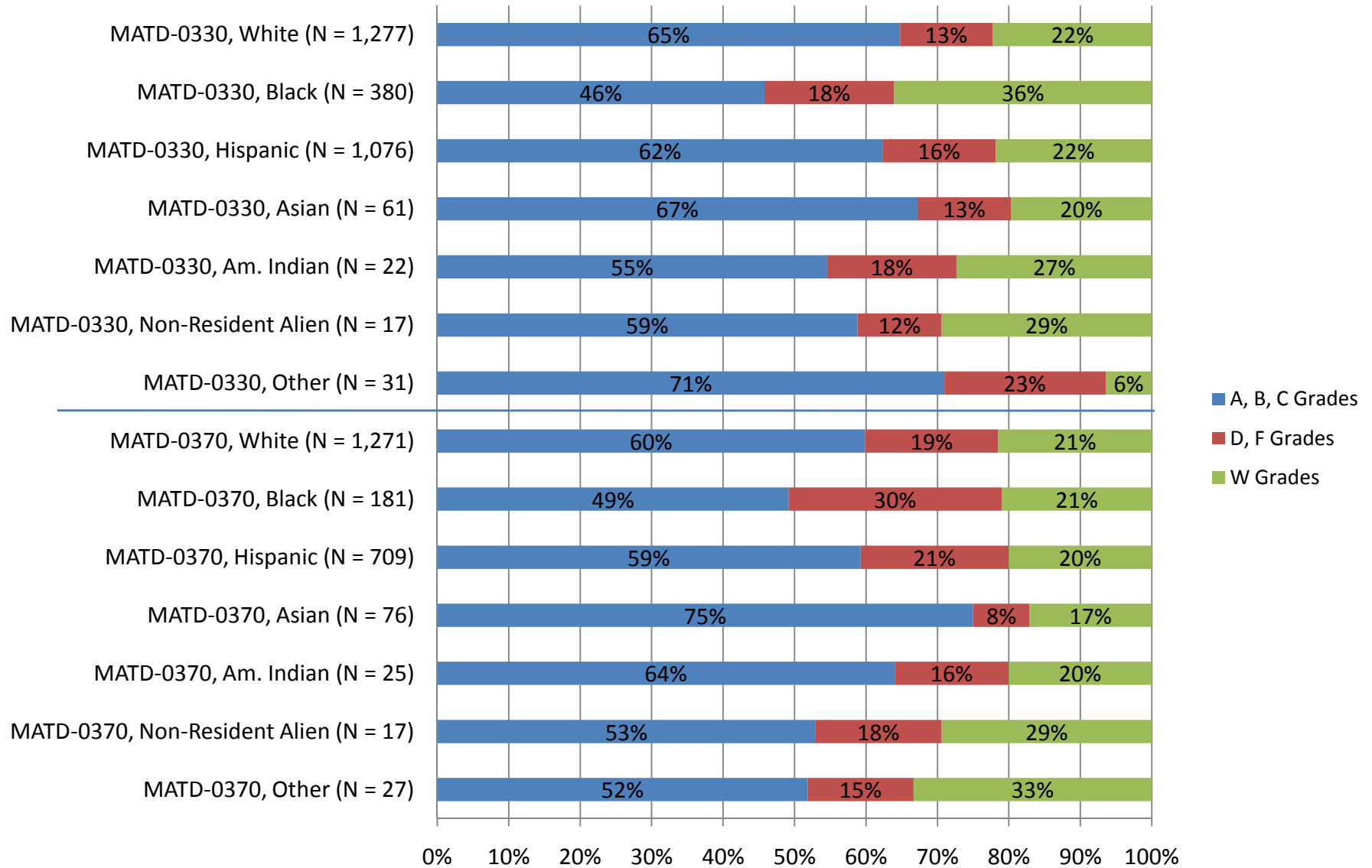


Chart 16 - MATD-0390 Grades by Ethnicity

FTIC Students aggregated for three Fall semesters (Fall 2006, Fall 2007, Fall 2008)

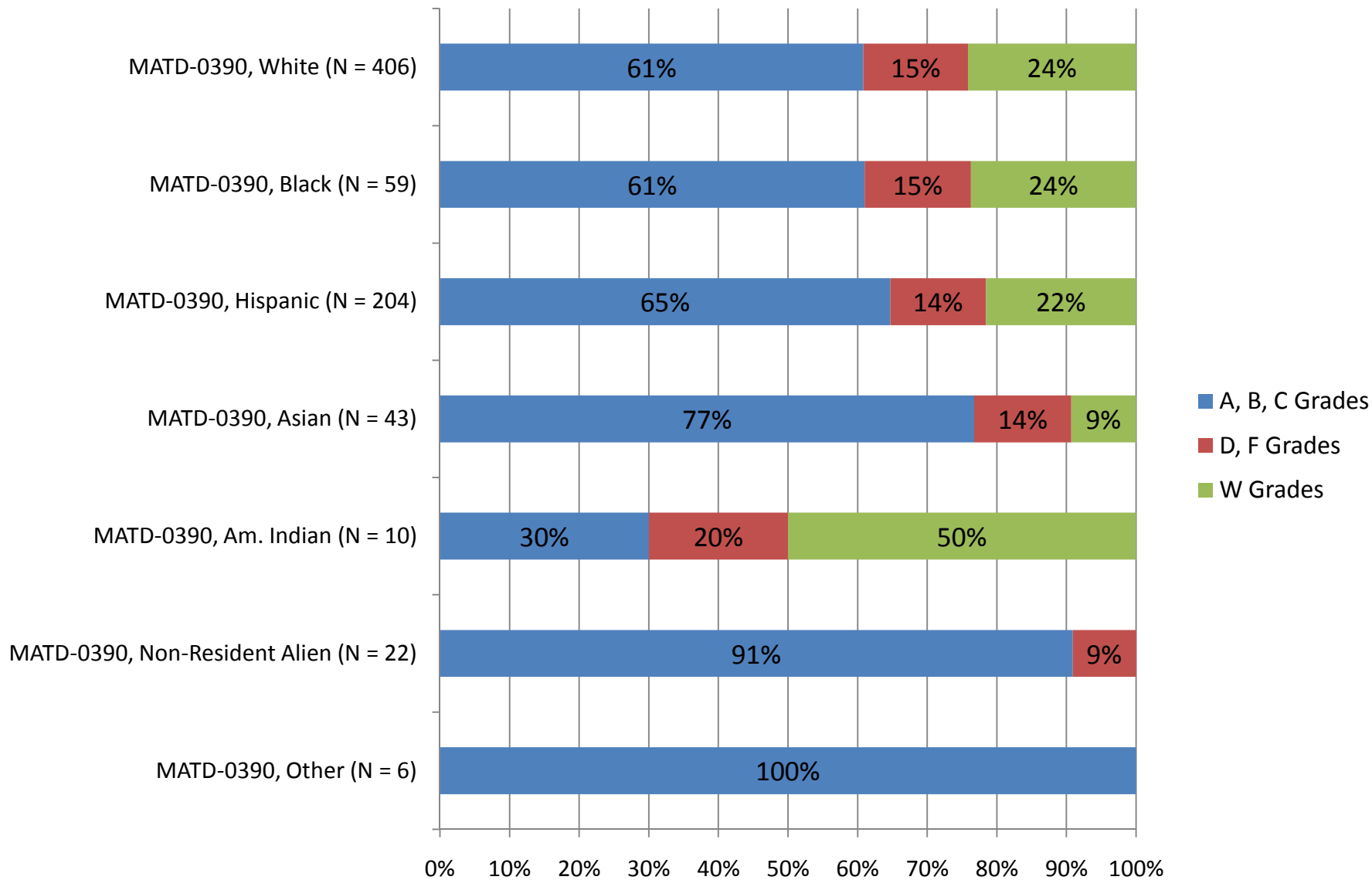


Chart 17 - DEVR-1303 and DEVR-1313 Grades by Gender
 FTIC Students aggregated for three Fall semesters (Fall 2006, Fall 2007, Fall 2008)

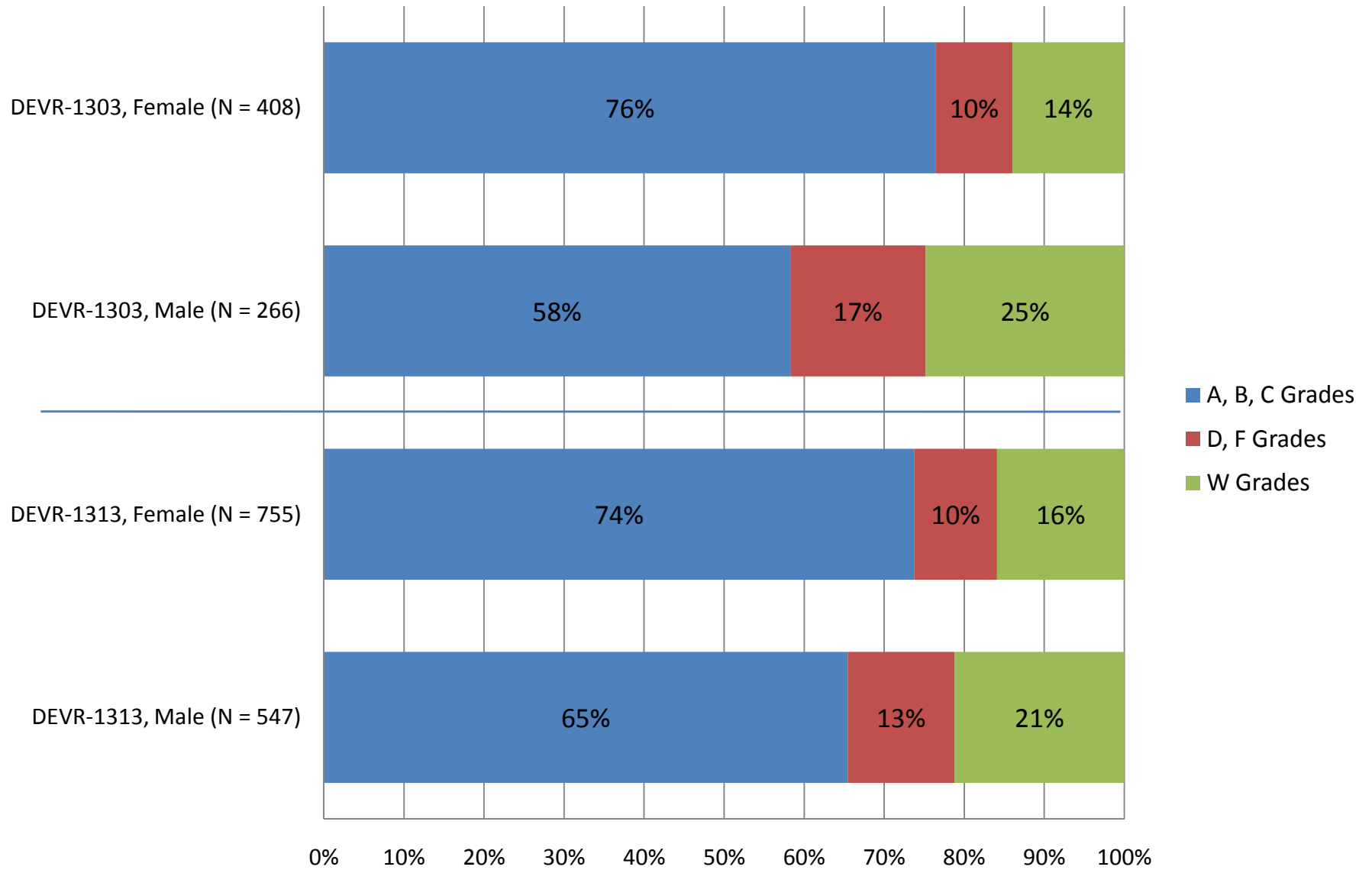


Chart 18 - DEVW-1403 and DEVW-1413 Grades by Gender
 FTIC Students aggregated for three Fall semesters (Fall 2006, Fall 2007, Fall 2008)

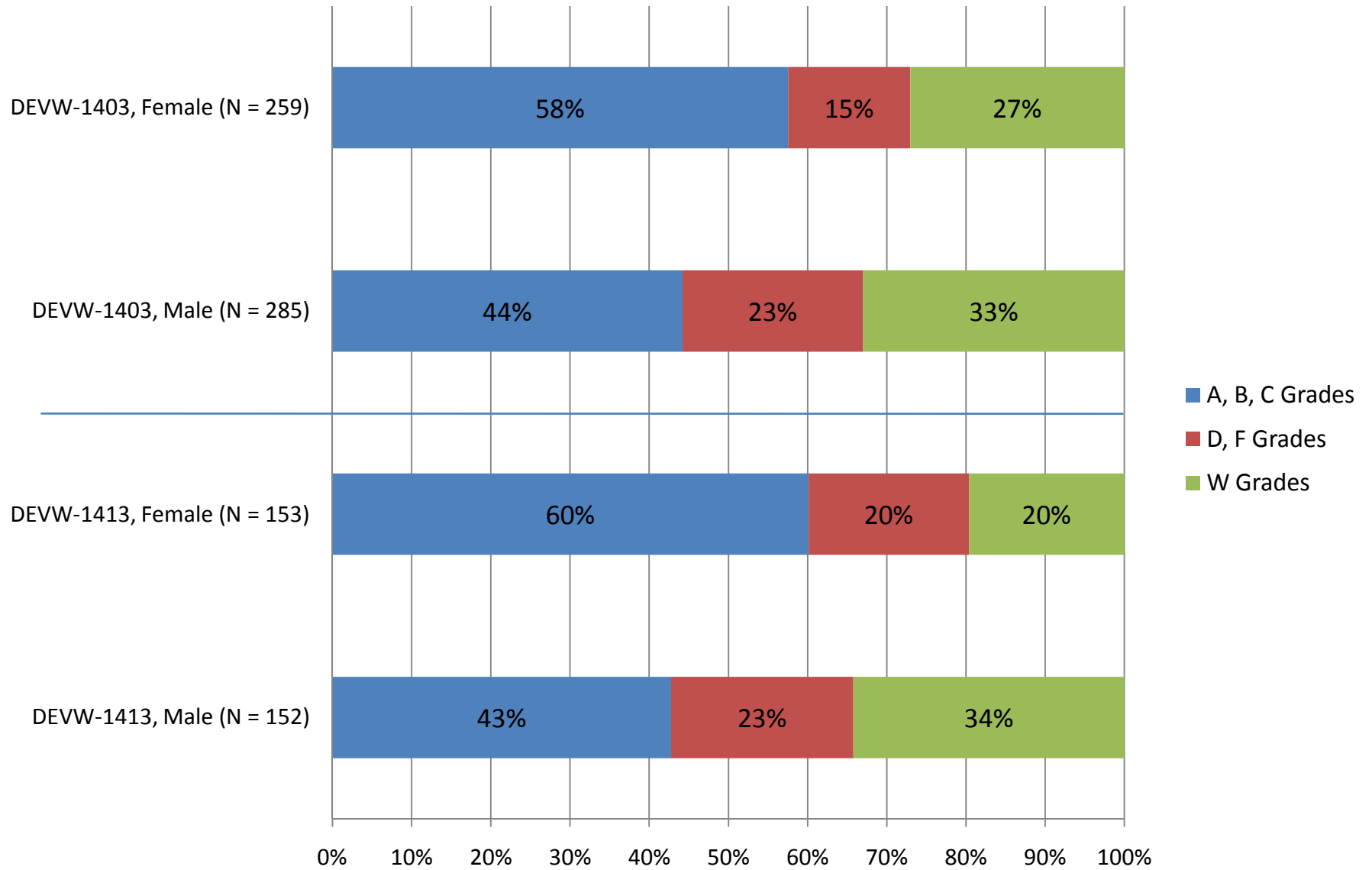


Chart 19 - MATD-0330, MATD-0370, MATD-0390 Grades by Gender
 FTIC Students aggregated for three Fall semesters (Fall 2006, Fall 2007, Fall 2008)

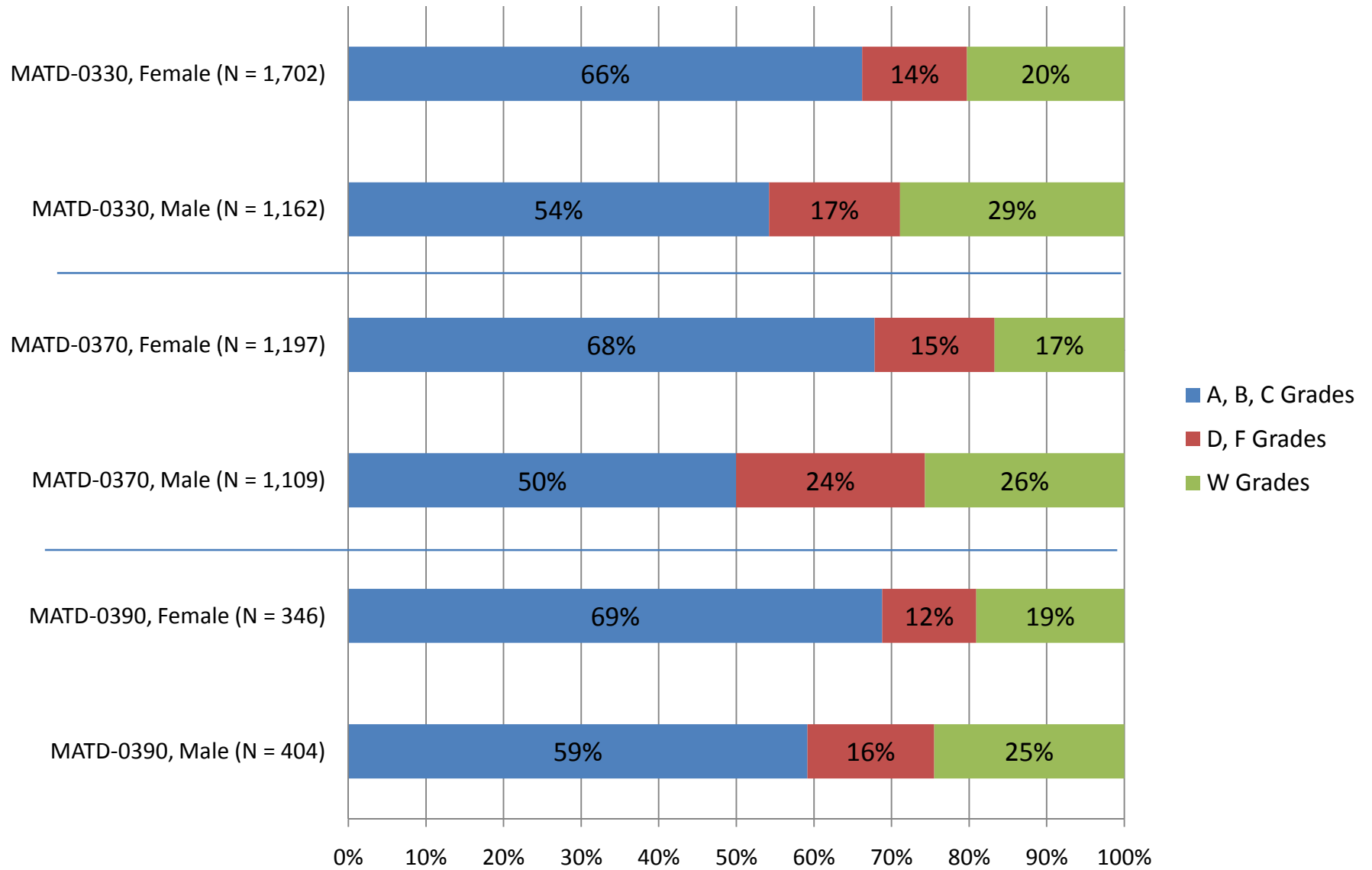


Chart 20 - First Time In College Fall 2006

Returned in Fall 2007, by Gender

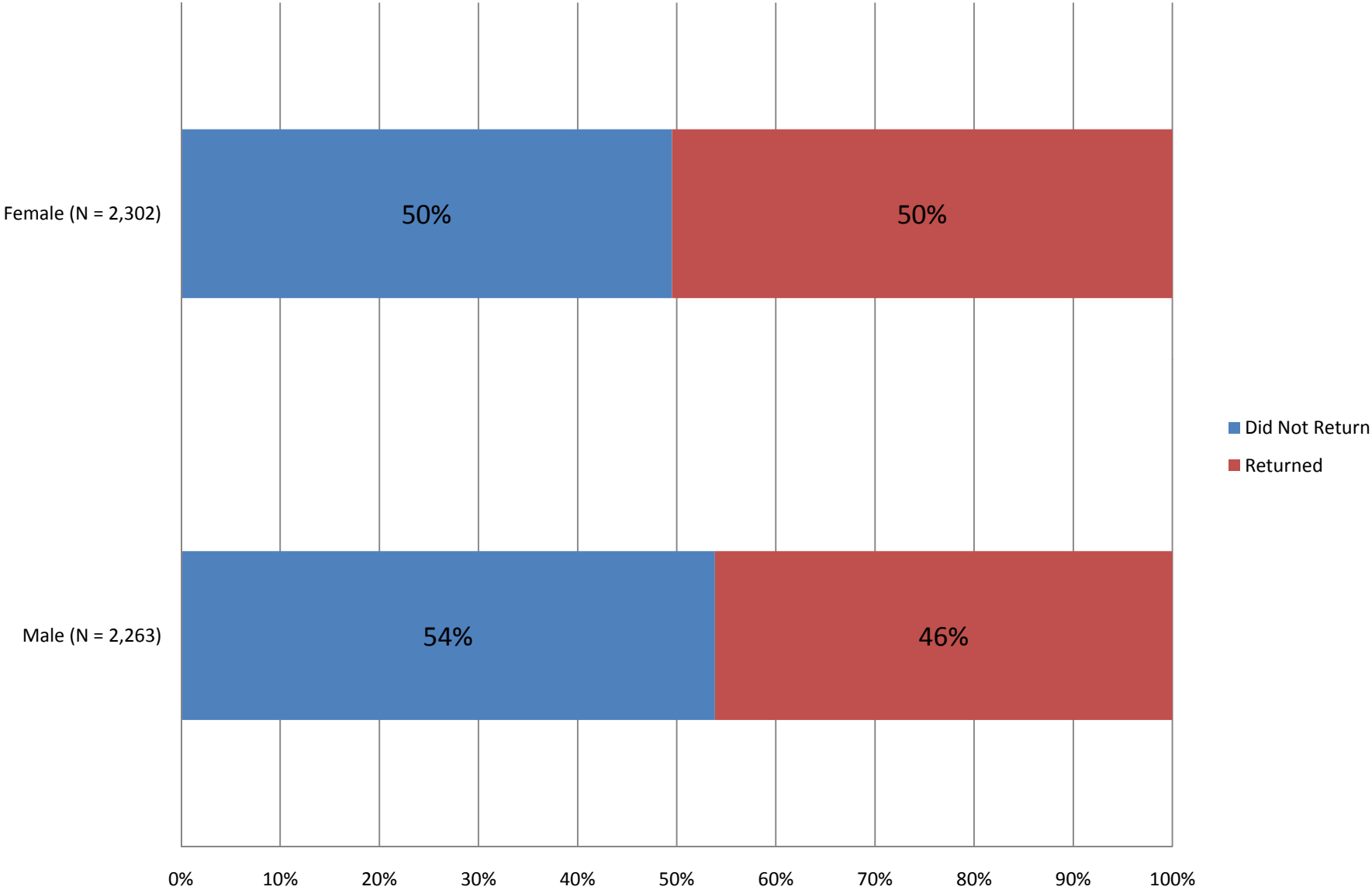


Chart 21 - First Time In College Fall 2006

Returned in Fall 2007, by Ethnicity

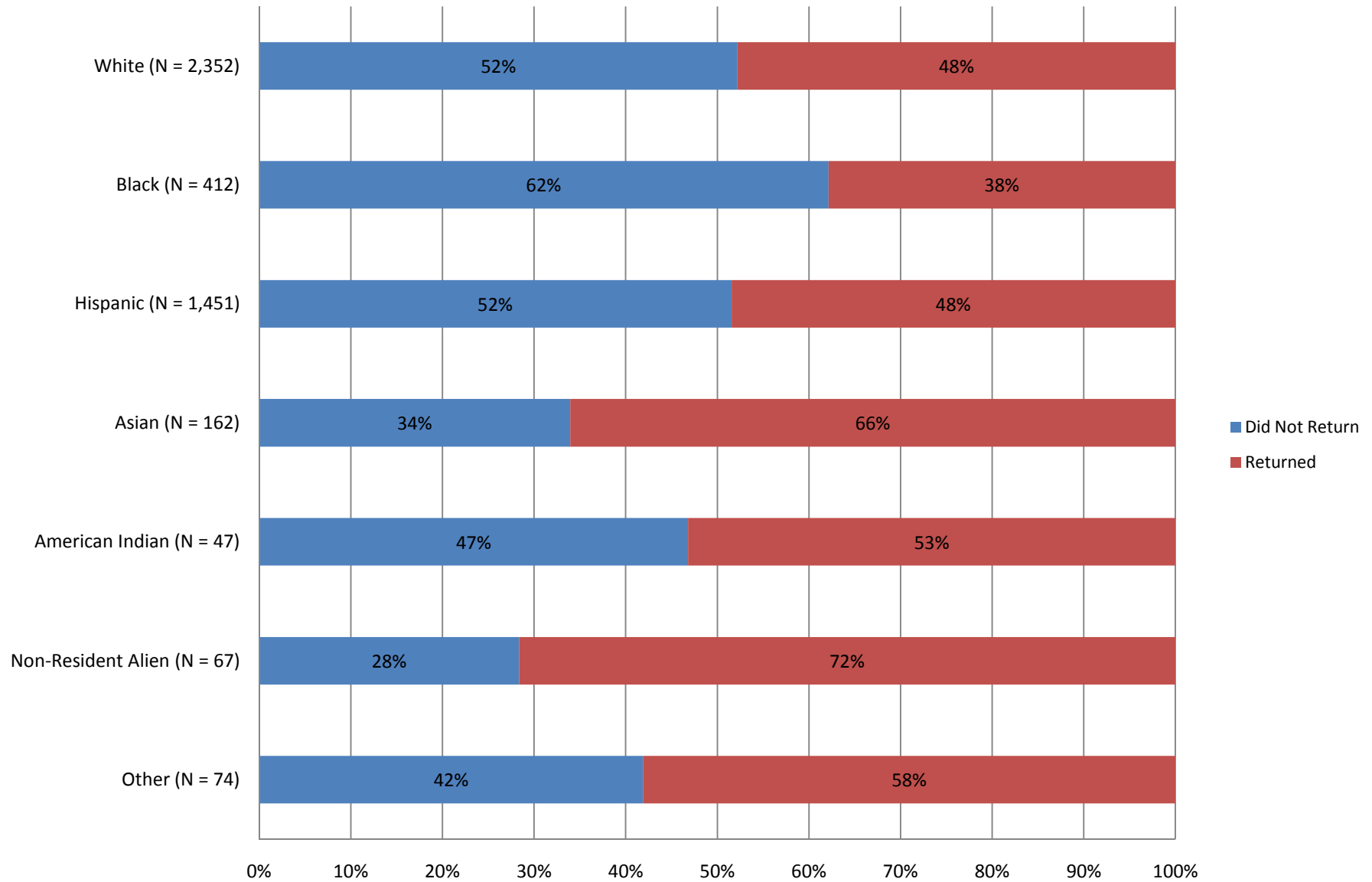


Chart 22 - First Time In College Fall 2007

Returned in Fall 2008, by Gender

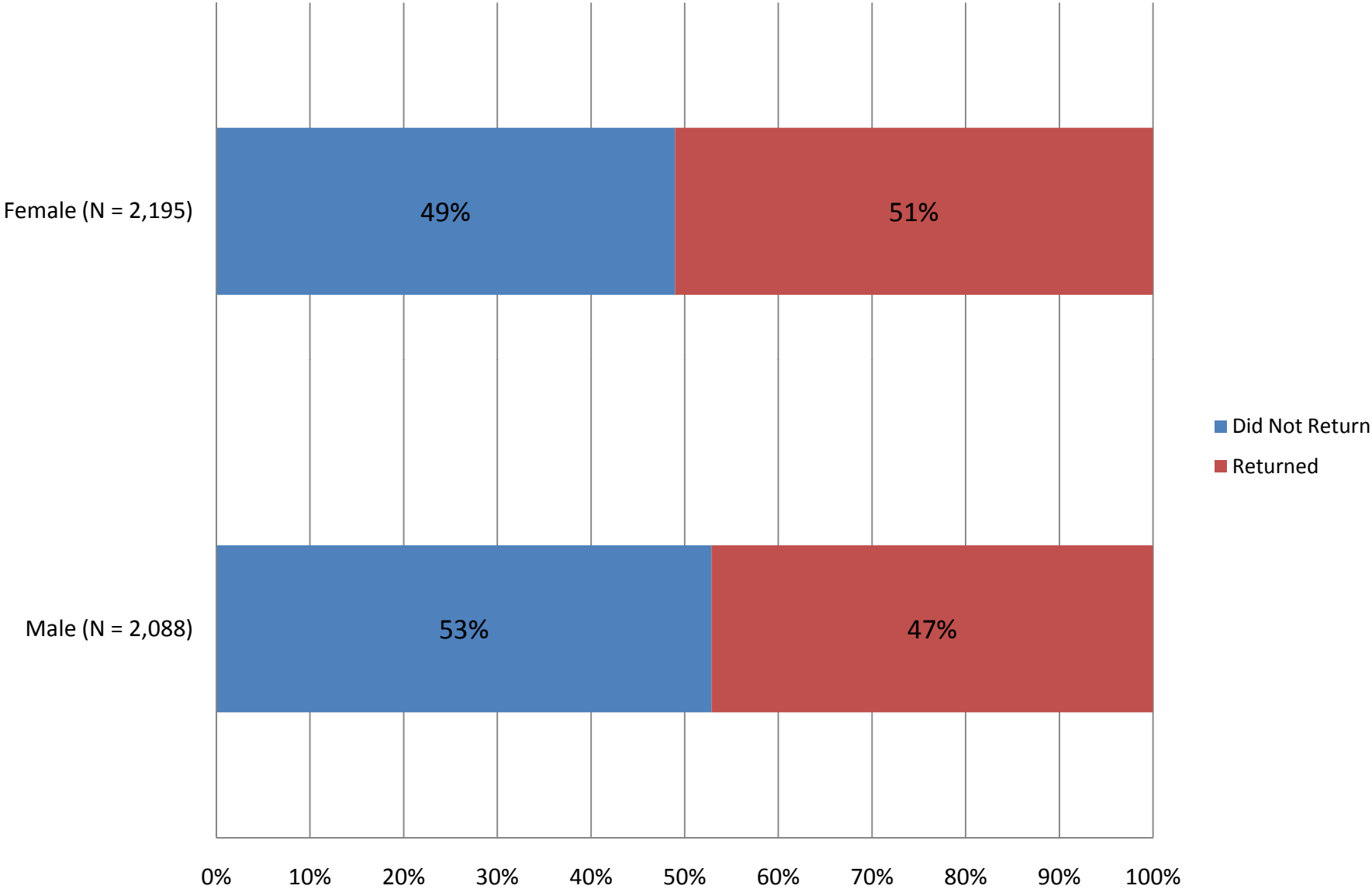


Chart 23 - First Time In College Fall 2007

Returned in Fall 2008, by Ethnicity

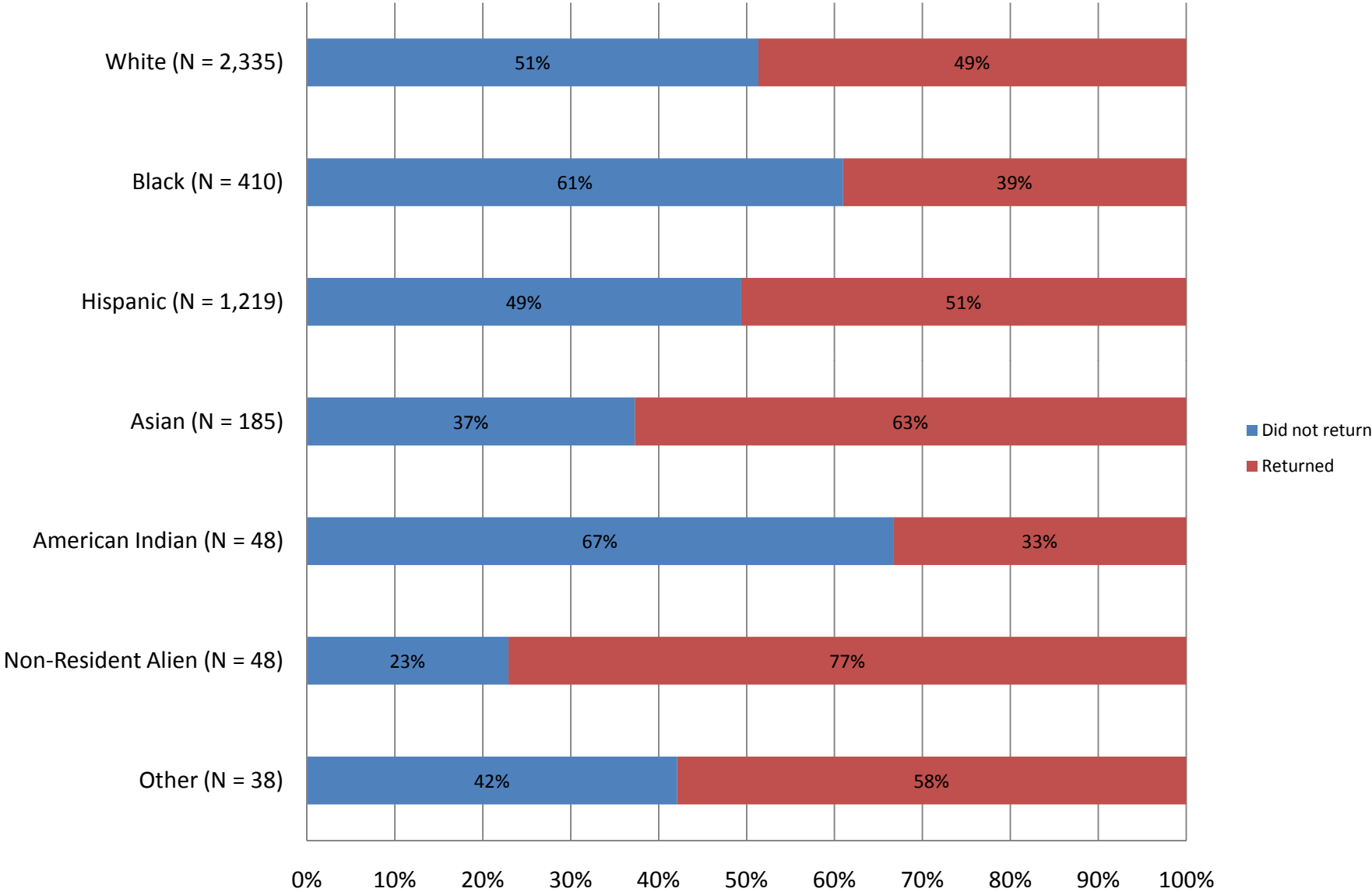


Table 1 - Gatekeeper Courses
Ethnicity: White
 (Grades aggregated Fall 2006, Fall 2007, Fall 2008)
 Sorted by Success Rates (Highest to Lowest)

	A, B, C Grades	D, F Grades	W Grades
SPCH-1311, N = 527	73%	17%	11%
PSYC-2301, N = 1,523	66%	19%	15%
MATD-0330, N = 1,277	65%	13%	22%
SPAN-1511, N = 249	63%	9%	28%
ENGL-1302, N = 136	63%	6%	32%
MATH-1332, N = 518	61%	20%	19%
MATD-0390, N = 406	61%	15%	24%
GOVT-2305, N = 1,158	61%	23%	16%
MATD-0370, N = 1,271	60%	19%	21%
PHIL-1301, N = 291	56%	25%	19%
ENGL-1301, N = 4,003	55%	15%	29%
SOCI-1301, N = 484	55%	21%	24%
HIST-1301, N = 2,492	55%	23%	22%
GOVT-2306, N = 360	54%	25%	21%
HIST-1302, N = 393	54%	25%	21%
MATH-1314, N = 576	51%	21%	28%
ECON-2301, N = 200	48%	28%	25%

Table 2 - Gatekeeper Courses
Ethnicity: Black
 (Grades aggregated Fall 2006, Fall 2007, Fall 2008)
 Sorted by Success Rates (Highest to Lowest)

	A, B, C Grades	D, F Grades	W Grades
SPCH-1311, N = 43	67%	14%	19%
MATD-0390, N = 59	61%	15%	24%
SPAN-1511, N = 28	61%	18%	21%
PHIL-1301, N = 17	59%	12%	29%
PSYC-2301, N = 160	53%	27%	20%
MATH-1332, N = 46	50%	28%	22%
ENGL-1302, N = 8	50%	38%	13%
ENGL-1301, N = 369	49%	19%	31%
MATD-0370, N = 181	49%	30%	21%
SOCI-1301, N = 67	48%	27%	25%
GOVT-2305, N = 84	46%	37%	17%
MATD-0330, N = 380	46%	18%	36%
HIST-1302, N = 34	44%	12%	44%
HIST-1301, N = 199	41%	32%	27%
MATH-1314, N = 47	40%	17%	43%
GOVT-2306, N = 28	39%	46%	14%
ECON-2301, N = 13	38%	23%	38%

Table 3 - Gatekeeper Courses
Ethnicity: Hispanic
 (Grades aggregated Fall 2006, Fall 2007, Fall 2008)
 Sorted by Success Rates (Highest to Lowest)

	A, B, C Grades	D, F Grades	W Grades
SPAN-1511, N = 101	67%	9%	24%
MATD-0390, N = 204	65%	14%	22%
ENGL-1302, N = 35	63%	6%	31%
SPCH-1311, N = 213	62%	23%	14%
MATD-0330, N = 1,076	62%	16%	22%
MATD-0370, N = 709	59%	21%	20%
PSYC-2301, N = 706	58%	26%	16%
GOVT-2306, N = 143	58%	20%	22%
PHIL-1301, N = 92	57%	28%	15%
GOVT-2305, N = 410	54%	30%	16%
MATH-1332, N = 222	54%	27%	19%
HIST-1302, N = 147	52%	27%	22%
SOCI-1301, N = 192	52%	25%	23%
ENGL-1301, N = 1,754	49%	17%	34%
HIST-1301, N = 978	49%	28%	23%
MATH-1314, N = 217	49%	23%	28%
ECON-2301, N = 69	43%	26%	30%

Table 4 - Gatekeeper Courses
Ethnicity: Asian
 (Grades aggregated Fall 2006, Fall 2007, Fall 2008)
 Sorted by Success Rates (Highest to Lowest)

	A, B, C Grades	D, F Grades	W Grades
SPCH-1311, N = 30	87%	7%	7%
MATH-1332, N = 27	81%	15%	4%
MATH-1314, N = 61	80%	10%	10%
ENGL-1302, N = 5	80%	0%	20%
MATD-0390, N = 43	77%	14%	9%
MATD-0370, N = 76	75%	8%	17%
ECON-2301, N = 45	73%	20%	7%
GOVT-2305, N = 93	72%	13%	15%
PSYC-2301, N = 90	70%	14%	16%
ENGL-1301, N = 238	68%	12%	20%
MATD-0330, N = 61	67%	13%	20%
HIST-1301, N = 156	67%	13%	20%
HIST-1302, N = 27	63%	11%	26%
SPAN-1511, N = 14	57%	14%	29%
SOCI-1301, N = 20	55%	30%	15%
PHIL-1301, N = 11	55%	45%	0%
GOVT-2306, N = 30	53%	30%	17%

Table 5 - Gatekeeper Courses
Ethnicity: American Indian
 (Grades aggregated Fall 2006, Fall 2007, Fall 2008)
 Sorted by Success Rates (Highest to Lowest)

	A, B, C Grades	D, F Grades	W Grades
MATD-0370, N = 25	64%	16%	20%
PSYC-2301, N = 26	62%	19%	19%
GOVT-2306, N = 10	60%	20%	20%
SPAN-1511, N = 5	60%	40%	0%
MATH-1332, N = 7	57%	29%	14%
MATD-0330, N = 22	55%	18%	27%
ENGL-1301, N = 73	52%	21%	27%
MATH-1314, N = 14	50%	21%	29%
HIST-1302, N = 8	50%	38%	13%
SPCH-1311, N = 11	45%	27%	27%
HIST-1301, N = 40	43%	23%	35%
SOCI-1301, N = 11	36%	27%	36%
GOVT-2305, N = 22	32%	41%	27%
MATD-0390, N = 10	30%	20%	50%
PHIL-1301, N = 5	20%	40%	40%
ECON-2301, N = 2	0%	0%	100%
ENGL-1302, N = 0	0%	0%	0%

Table 6 - Gatekeeper Courses
Ethnicity: Non-Resident Alien
 (Grades aggregated Fall 2006, Fall 2007, Fall 2008)
 Sorted by Success Rates (Highest to Lowest)

	A, B, C Grades	D, F Grades	W Grades
ENGL-1302, N = 1	100%	0%	0%
GOVT-2306, N = 5	100%	0%	0%
HIST-1302, N = 4	100%	0%	0%
MATH-1332, N = 6	100%	0%	0%
PHIL-1301, N = 2	100%	0%	0%
SPCH-1311, N = 7	100%	0%	0%
ECON-2301, N = 11	91%	9%	0%
MATD-0390, N = 22	91%	9%	0%
SOCI-1301, N = 6	83%	17%	0%
MATH-1314, N = 10	80%	0%	20%
PSYC-2301, N = 21	71%	24%	5%
GOVT-2305, N = 17	71%	24%	6%
ENGL-1301, N = 53	68%	11%	21%
MATD-0330, N = 17	59%	12%	29%
HIST-1301, N = 24	58%	29%	13%
MATD-0370, N = 17	53%	18%	29%
SPAN-1511, N = 3	0%	0%	100%

Table 7 - Gatekeeper Courses
Ethnicity: Other
 (Grades aggregated Fall 2006, Fall 2007, Fall 2008)
 Sorted by Success Rates (Highest to Lowest)

	A, B, C Grades	D, F Grades	W Grades
MATD-0390, N = 6	100%	0%	0%
SPAN-1511, N = 1	100%	0%	0%
MATH-1332, N = 11	82%	9%	9%
SOCI-1301, N = 14	79%	14%	7%
PSYC-2301, N = 26	73%	12%	15%
MATD-0330, N = 31	71%	23%	6%
ENGL-1302, N = 3	67%	0%	33%
GOVT-2306, N = 6	67%	0%	33%
ECON-2301, N = 3	67%	33%	0%
GOVT-2305, N = 19	63%	11%	26%
ENGL-1301, N = 61	61%	11%	28%
HIST-1301, N = 35	60%	14%	26%
MATD-0370, N = 27	52%	15%	33%
MATH-1314, N = 6	50%	17%	33%
SPCH-1311, N = 10	50%	30%	20%
HIST-1302, N = 2	0%	50%	50%
PHIL-1301, N = 1	0%	100%	0%

Table 8 - Gatekeeper Courses
Gender: Female
 (Grades aggregated Fall 2006, Fall 2007, Fall 2008)
 Sorted by Success Rates (Highest to Lowest)

	A, B, C Grades	D, F Grades	W Grades
SPCH-1311, N = 472	73%	16%	11%
SPAN-1511, N = 223	71%	8%	22%
MATD-0390, N = 346	69%	12%	19%
MATD-0370, N = 1,197	68%	15%	17%
PSYC-2301, N = 1,491	66%	20%	14%
MATH-1332, N = 464	66%	18%	15%
MATD-0330, N = 1,702	66%	14%	20%
ENGL-1302, N = 94	64%	9%	28%
GOVT-2305, N = 786	62%	23%	15%
MATH-1314, N = 413	60%	17%	23%
ENGL-1301, N = 3,207	59%	14%	27%
PHIL-1301, N = 185	58%	25%	17%
GOVT-2306, N = 225	57%	23%	20%
HIST-1302, N = 258	57%	23%	20%
ECON-2301, N = 111	55%	23%	23%
SOCI-1301, N = 382	55%	21%	24%
HIST-1301, N = 1,790	55%	24%	22%

Table 9 - Gatekeeper Courses

Gender: Male

(Grades aggregated Fall 2006, Fall 2007, Fall 2008)

Sorted by Success Rates (Highest to Lowest)

	A, B, C Grades	D, F Grades	W Grades
SPCH-1311, N = 369	66%	21%	14%
ENGL-1302, N = 94	62%	5%	33%
MATD-0390, N = 404	59%	16%	25%
PSYC-2301, N = 1,061	59%	23%	18%
GOVT-2305, N = 1,017	56%	26%	18%
PHIL-1301, N = 234	55%	26%	19%
SPAN-1511, N = 178	54%	13%	33%
MATD-0330, N = 1,162	54%	17%	29%
GOVT-2306, N = 357	54%	25%	21%
SOCI-1301, N = 412	53%	24%	23%
HIST-1301, N = 2,134	52%	25%	23%
MATH-1332, N = 373	51%	27%	22%
HIST-1302, N = 357	51%	25%	24%
MATD-0370, N = 1,109	50%	24%	26%
ECON-2301, N = 232	49%	27%	24%
ENGL-1301, N = 3,344	49%	18%	33%
MATH-1314, N = 518	46%	23%	31%

Table 10 - Developmental Math Placement and Subsequent Course Performance

Courses	Developmental Mathematics Placement						Success (A, B, C Grades) Percentage Point Difference
	Not Placed			Placed			
	A, B, C Grades	D, F Grades	W Grades	A, B, C Grades	D, F Grades	W Grades	
ECON-2301	54.5%	21.9%	23.6%	31.4%	45.1%	23.5%	23.08%
ENGL-1301	55.0%	15.7%	29.3%	51.5%	16.6%	31.9%	3.48%
ENGL-1302	66.4%	3.1%	30.5%	54.4%	15.8%	29.8%	12.03%
GOVT-2305	62.0%	22.8%	15.2%	49.2%	31.1%	19.7%	12.80%
GOVT-2306	58.3%	23.2%	18.5%	46.5%	27.1%	26.5%	11.86%
HIST-1301	55.0%	24.1%	20.9%	48.2%	25.8%	26.0%	6.83%
HIST-1302	53.4%	24.0%	22.6%	53.8%	24.7%	21.5%	-0.38%
MATD-0330	58.7%	16.6%	24.7%	62.2%	14.4%	23.5%	-3.48%
MATD-0370	56.9%	21.9%	21.1%	60.1%	18.9%	21.0%	-3.13%
MATD-0390	65.0%	14.7%	20.3%	58.8%	13.5%	27.6%	6.18%
MATH-1314	53.4%	19.7%	26.9%	25.0%	38.9%	36.1%	28.41%
MATH-1332	60.9%	20.8%	18.3%	44.1%	37.3%	18.6%	16.86%
PHIL-1301	56.4%	26.7%	16.9%	55.3%	23.6%	21.1%	1.13%
PSYC-2301	67.0%	20.2%	12.8%	56.3%	23.0%	20.8%	10.78%
SOCI-1301	58.2%	20.7%	21.1%	44.6%	26.7%	28.7%	13.64%
SPAN-1511	69.6%	9.1%	21.4%	50.4%	12.0%	37.6%	19.17%
SPCH-1311	71.3%	17.5%	11.2%	67.0%	18.9%	14.1%	4.24%

Table 11 - Developmental Writing Placement and Subsequent Course Performance

Courses	Developmental Writing Placement						Success (A, B, C Grades) Percentage Point Difference
	Not Placed			Placed			
	A, B, C Grades	D, F Grades	W Grades	A, B, C Grades	D, F Grades	W Grades	
ECON-2301	51.5%	24.9%	23.7%	20.0%	60.0%	20.0%	31.48%
ENGL-1301	54.1%	15.9%	30.0%	45.3%	18.0%	36.6%	8.73%
ENGL-1302	62.9%	6.5%	30.6%	50.0%	50.0%	0.0%	12.90%
GOVT-2305	58.8%	24.6%	16.5%	59.4%	37.5%	3.1%	-0.54%
GOVT-2306	55.9%	23.6%	20.5%	26.7%	46.7%	26.7%	29.24%
HIST-1301	53.4%	24.3%	22.3%	34.7%	37.8%	27.6%	18.73%
HIST-1302	53.6%	24.0%	22.4%	50.0%	30.0%	20.0%	3.61%
MATD-0330	63.9%	13.8%	22.3%	51.6%	19.0%	29.4%	12.27%
MATD-0370	60.4%	19.4%	20.2%	47.6%	22.9%	29.5%	12.78%
MATD-0390	63.8%	14.1%	22.1%	61.3%	17.7%	21.0%	2.52%
MATH-1314	52.4%	19.8%	27.8%	51.3%	33.3%	15.4%	1.07%
MATH-1332	61.1%	20.8%	18.0%	40.0%	38.2%	21.8%	21.13%
PHIL-1301	56.3%	25.7%	18.0%	42.9%	28.6%	28.6%	13.45%
PSYC-2301	63.4%	20.9%	15.7%	55.9%	30.9%	13.2%	7.56%
SOCI-1301	54.1%	22.3%	23.6%	42.1%	36.8%	21.1%	11.96%
SPAN-1511	63.9%	10.2%	25.8%	50.0%	0.0%	50.0%	13.94%
SPCH-1311	70.0%	17.7%	12.2%	65.2%	26.1%	8.7%	4.83%

Table 12 - Developmental Reading Placement and Subsequent Course Performance

Courses	Developmental Reading Placement						Success (A, B, C Grades) Percentage Point Difference
	Not Placed			Placed			
	A, B, C Grades	D, F Grades	W Grades	A, B, C Grades	D, F Grades	W Grades	
ECON-2301	50.3%	25.7%	24.0%	77.8%	11.1%	11.1%	-27.48%
ENGL-1301	54.2%	16.0%	29.8%	45.6%	15.1%	39.3%	8.55%
ENGL-1302	63.0%	6.0%	31.0%	50.0%	50.0%	0.0%	13.04%
GOVT-2305	59.1%	24.7%	16.2%	50.0%	29.3%	20.7%	9.14%
GOVT-2306	55.9%	23.6%	20.5%	38.5%	38.5%	23.1%	17.47%
HIST-1301	53.3%	24.4%	22.3%	44.2%	29.4%	26.4%	9.17%
HIST-1302	54.0%	24.2%	21.8%	41.7%	25.0%	33.3%	12.31%
MATD-0330	65.3%	13.5%	21.2%	54.3%	17.3%	28.4%	11.01%
MATD-0370	60.1%	19.1%	20.8%	55.2%	22.6%	22.2%	4.96%
MATD-0390	61.7%	14.4%	23.8%	73.3%	14.2%	12.5%	-11.59%
MATH-1314	52.3%	20.0%	27.7%	52.3%	24.4%	23.3%	-0.02%
MATH-1332	61.2%	20.9%	17.8%	51.2%	28.0%	20.8%	10.04%
PHIL-1301	56.2%	25.7%	18.2%	50.0%	33.3%	16.7%	6.17%
PSYC-2301	64.3%	20.8%	15.0%	50.8%	26.2%	23.0%	13.47%
SOCI-1301	54.0%	22.4%	23.6%	48.4%	29.0%	22.6%	5.61%
SPAN-1511	63.5%	10.1%	26.3%	66.7%	0.0%	33.3%	-3.12%
SPCH-1311	69.7%	18.3%	12.0%	75.8%	9.1%	15.2%	-6.08%