

### Login

Users will login at the following website address with their ACCeID name and password:  
<http://www3.austincc.edu/it/cms/>

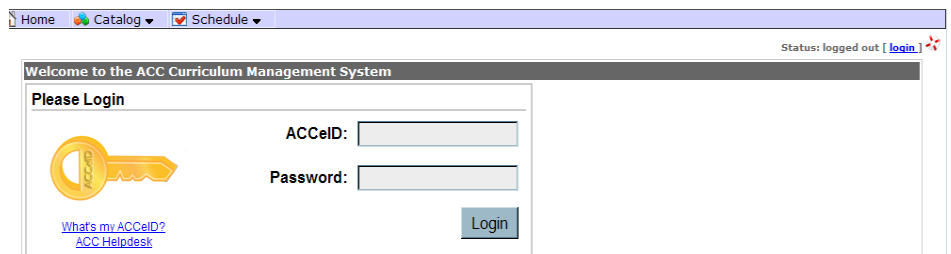


Figure 1 -- Login Screen

### Home Page

Upon logging in, users will see a welcome screen that outlines the roles that are available to them. If users have multiple roles, they must switch roles to handle certain departments or assignment levels. This screen will change depending on the role chosen.

In the task bar at the top of the page, the user will find the different components available for their use (Home, My Profile, Catalog, Schedule, Logout). Clicking on the component name will bring up a new screen of options or the user may hover the mouse and a drop-down menu will appear.

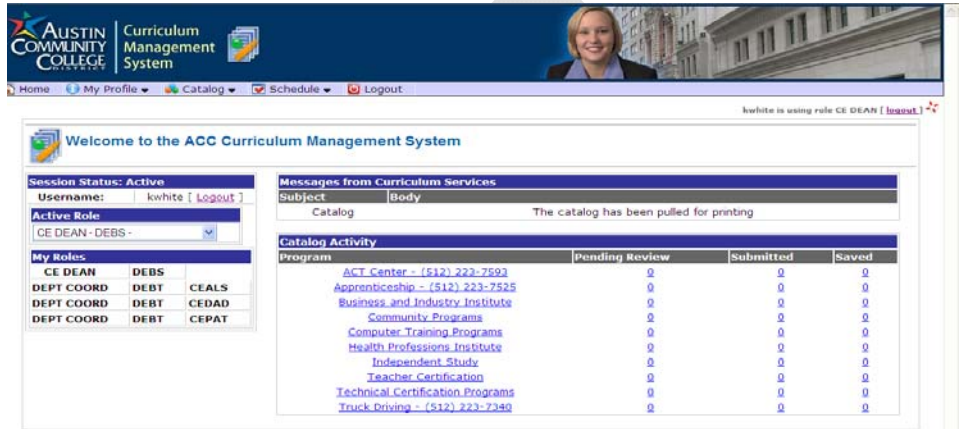


Figure 2A – Home Page Role for CE Dean (DEBS)

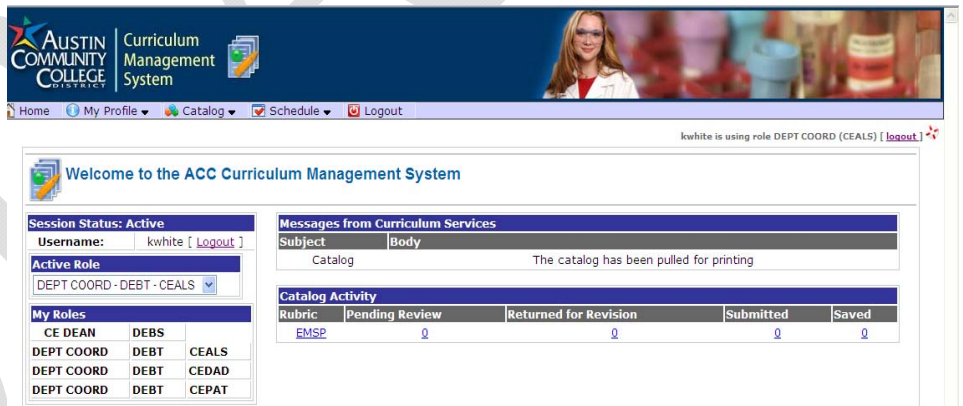


Figure 2B – Home Page for CE Department Coordinator – DEBT (CEALS)

Home Page – Department  
Coordinator.

The screenshot shows the home page for a Department Coordinator. The header includes the Austin Community College System logo and navigation links: Home, My Profile, Catalog, Schedule, and Logout. The user is identified as 'mhouzovs' using the role 'DEPT COORD (CEACC)'. The main content area is titled 'Welcome to the ACC Curriculum Management System' and contains several sections:

- Session Status:** Active
- Username:** mhouzovs [Logout]
- Active Role:** DEPT COORD - DEBT - CEACC
- My Roles:** A list of roles including DEPT COORD, DEBT, and various CEACC codes (e.g., CEAS, CEBSG, CEBMG, CEBU, CERMG, CEMSD, CSMBS, CETEC, CECMA, CEACB, CECOL, CEELP, CEDES, CECRA, CENET, CFPBO).
- Messages from Curriculum Services:** A message titled 'Catalog' with the body 'The catalog has been pulled for printing'.
- Catalog Activity:** A table showing activity for various rubrics.

Rubric	Pending Review	Returned for Revision	Submitted	Saved
ACNT	0	0	0	0
ACNX	0	0	0	0
ITSW	0	0	0	0
BOET	0	0	0	0

Figure 2C – Home Page for Department Coordinator – DEBT (CEACC)

Home Page – CE Vice President.

The screenshot shows the home page for a CE Vice President. The header is identical to Figure 2C. The user is identified as 'midgley' using the role 'CE VP'. The main content area is titled 'Welcome to the ACC Curriculum Management System' and contains several sections:

- Session Status:** Active
- Username:** midgley [Logout]
- Active Role:** CE VP - DEBS
- My Roles:** A list of roles including CE VP, DEBS, AVPA, and AVPW.
- Messages from Curriculum Services:** A message titled 'Catalog' with the body 'The catalog has been pulled for printing'.
- Catalog Activity:** A table showing activity for various programs.

Program	Pending Review	Submitted	Saved
<a href="#">ACT Center - (512) 222-7593</a>	0	0	0
<a href="#">Apprenticeship - (512) 222-7525</a>	0	0	0
<a href="#">Business and Industry Institute</a>	0	0	0
<a href="#">Community Programs</a>	0	0	0
<a href="#">Computer Training Programs</a>	0	0	0
<a href="#">Health Professions Institute</a>	0	0	0
<a href="#">Independent Study</a>	0	0	0
<a href="#">Teacher Certification</a>	0	0	0
<a href="#">Technical Certification Programs</a>	0	0	0
<a href="#">Truck Driving - (512) 222-7240</a>	0	0	0

Figure 2D – Home Page for CE VP