



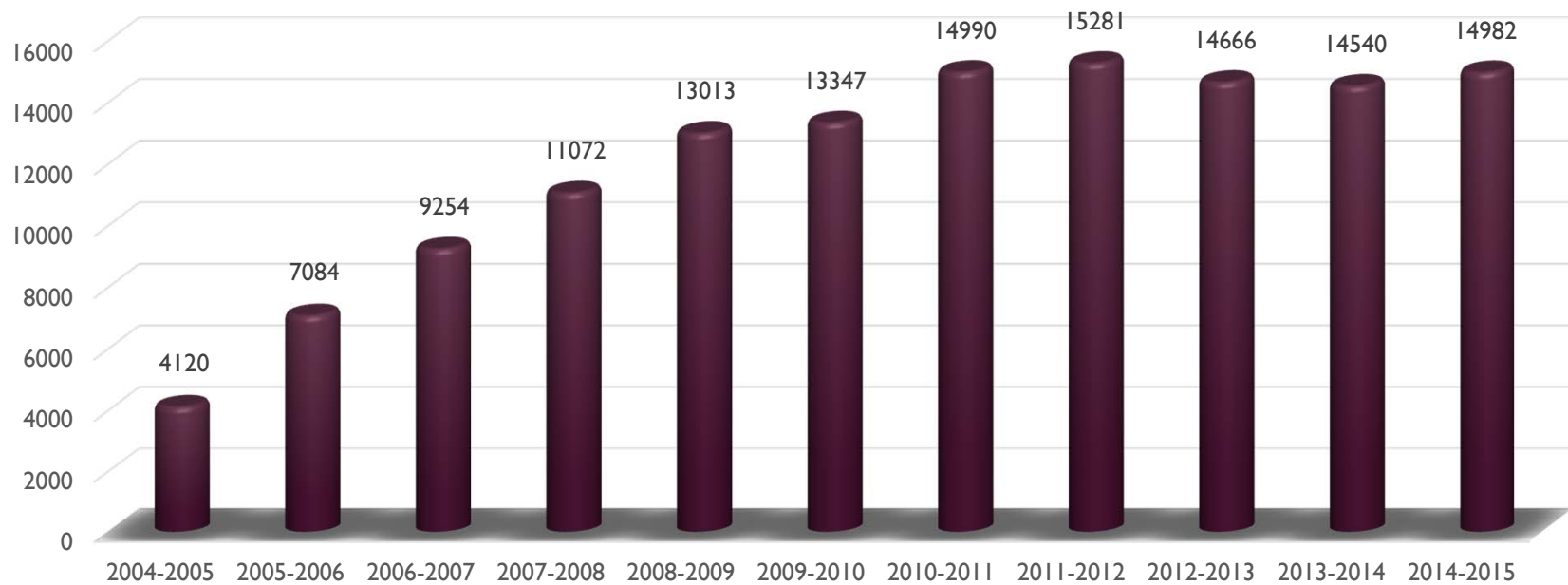
ACCTECH

ANNUAL REPORT 2014-2015



ENROLLMENT

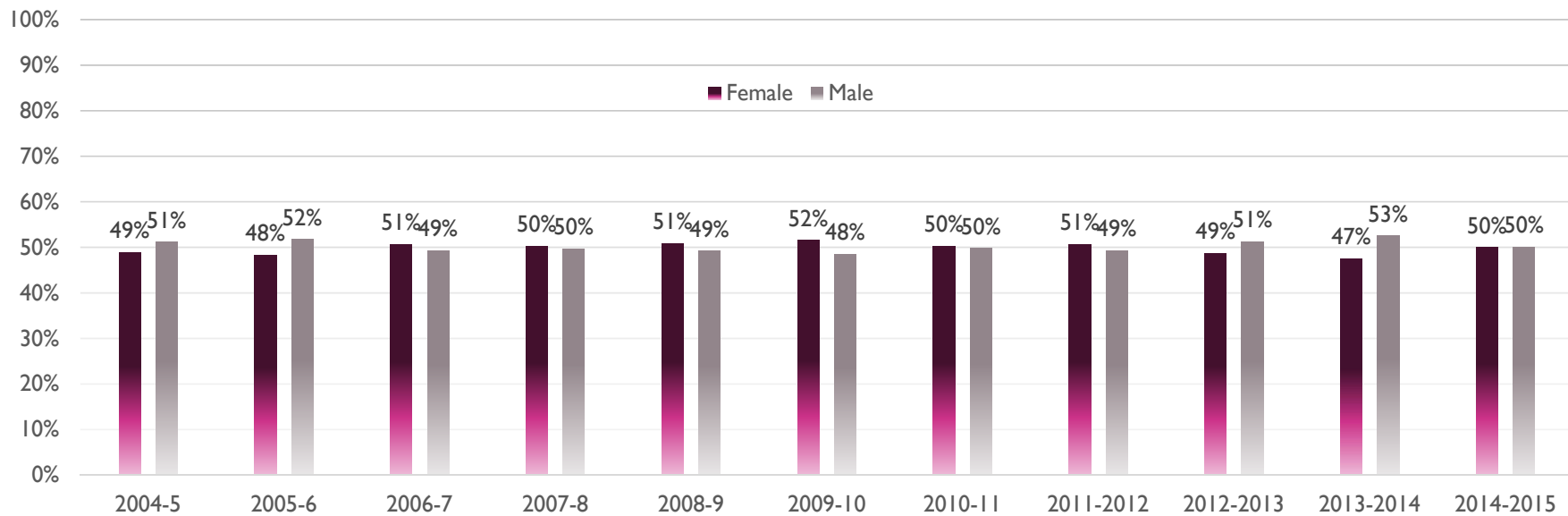
Students Enrolled in CATEMA



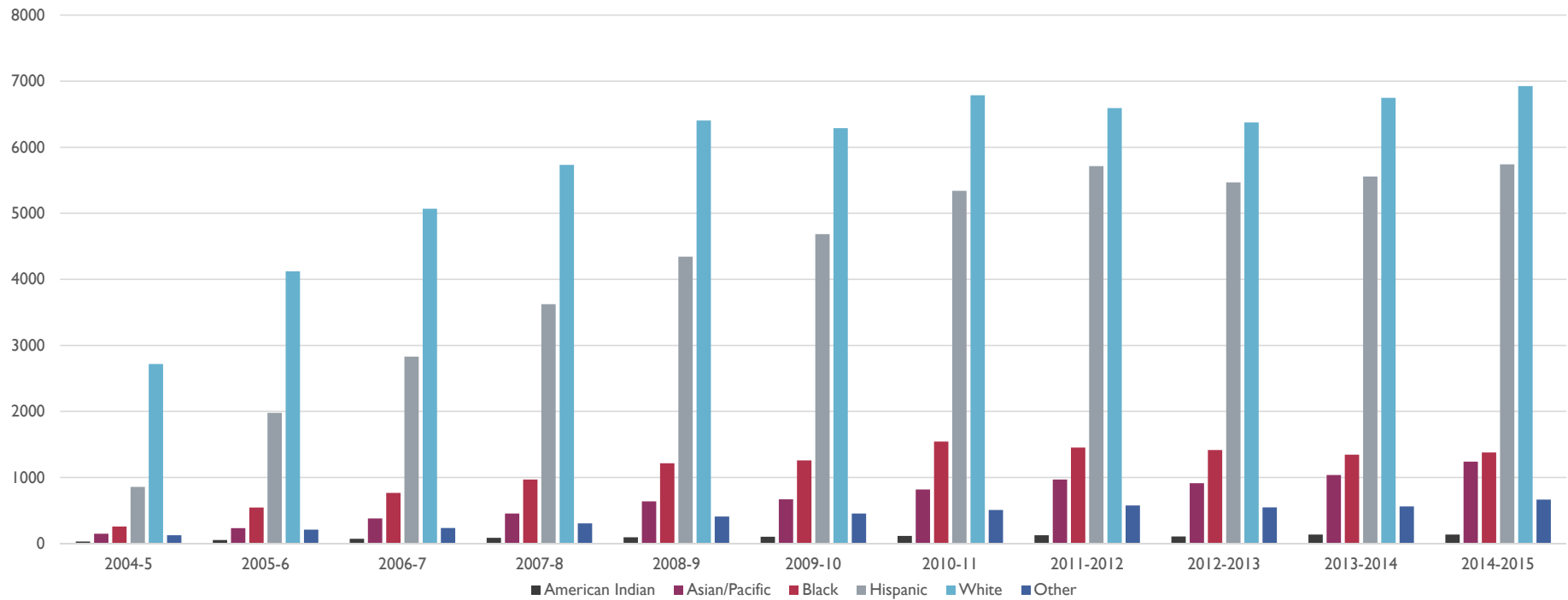
ENROLLMENT BY GRADUATION YEAR

	2004-2005	2005-2006	2006-2007	2007-2008	2008-2009	2009-2010	2010-2011	2011-2012	2012-2013	2013-2014	2014-2015
Graduate - 2005	1003										
Graduate - 2006	1181	1697									
Graduate - 2007	1220	2051	2169								
Graduate - 2008	716	2077	2692	2479							
Graduate - 2009		1259	2499	3000	2898						
Graduate - 2010			1894	3043	3722	2922					
Graduate - 2011				2550	3478	3566	3453				
Graduate - 2012					2915	3684	4611	3552			
Graduate - 2013						3175	4031	4459	3478		
Graduate - 2014							2895	4157	4559	3519	
Graduate - 2015								3113	3898	4425	3529
Graduate - 2016									2731	4036	4551
Graduate - 2017										2560	4406
Graduate - 2018											2496
Total	4120	7084	9254	11072	13013	13347	14990	15281	14666	14540	14982

ENROLLMENT BY GENDER

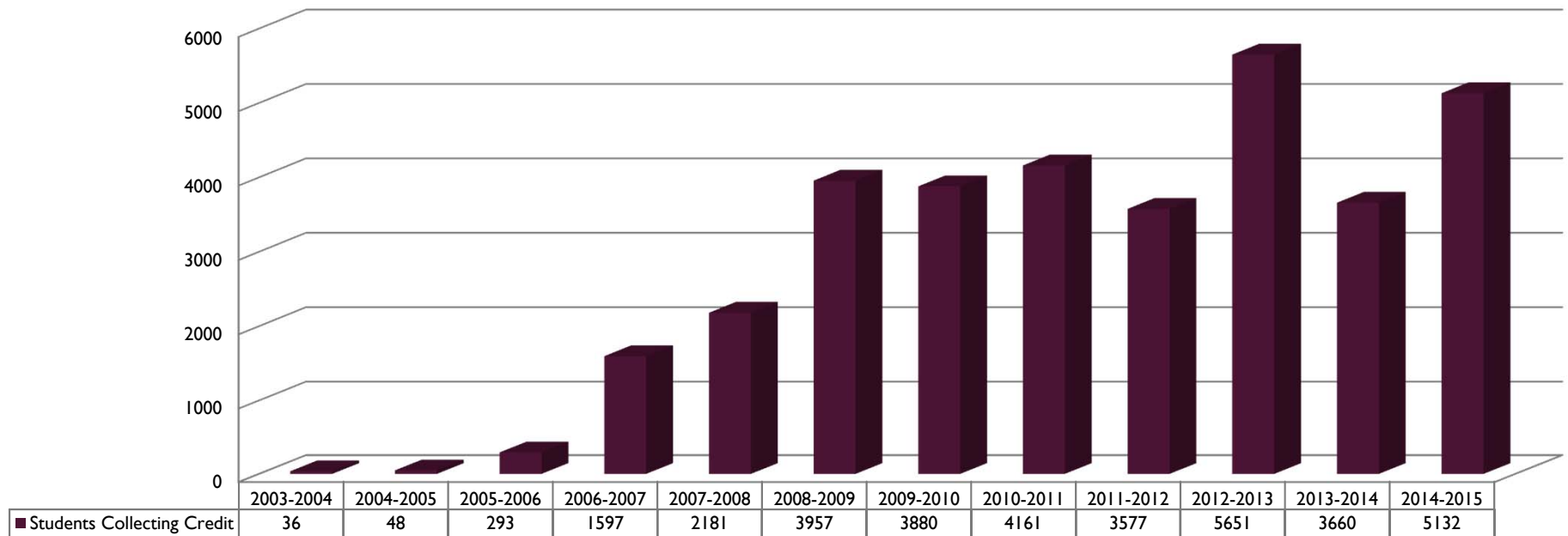


ENROLLMENT BY ETHNICITY



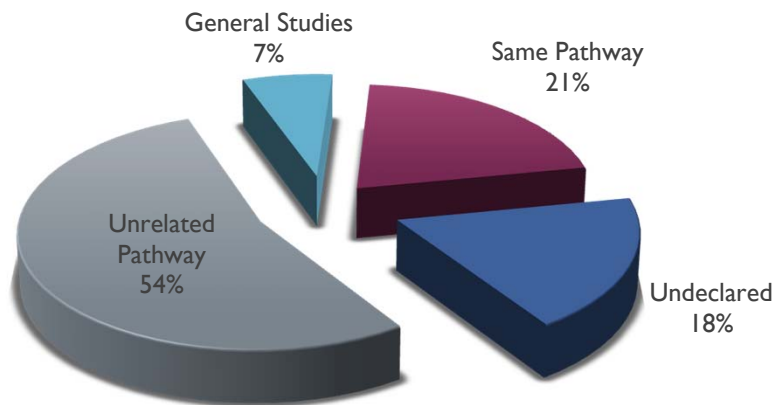
CREDIT COLLECTION

Students Collecting Credit

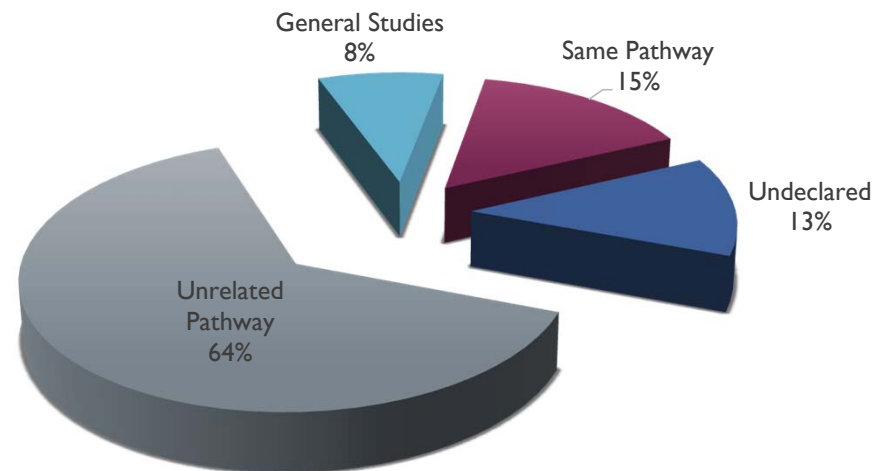


PATHWAY BREAKDOWN

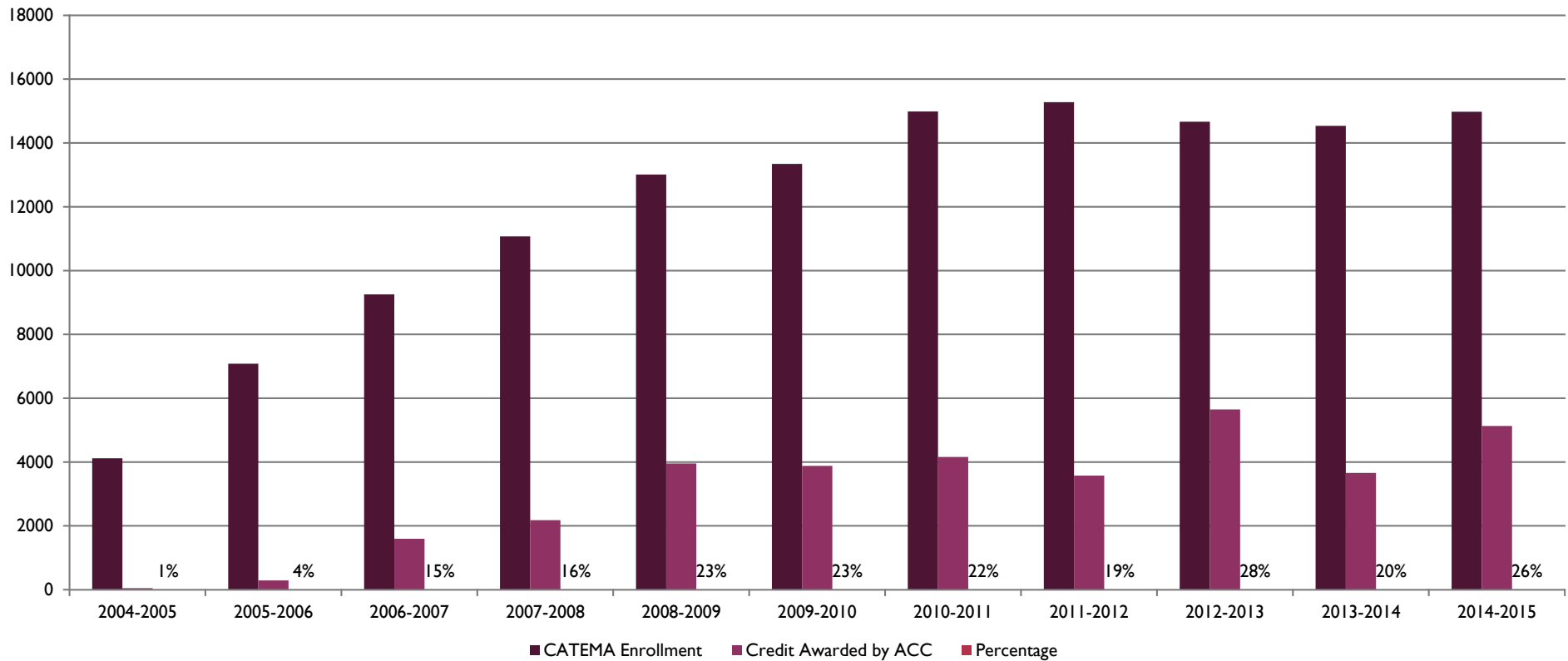
2013-2014 Students Entering ACC



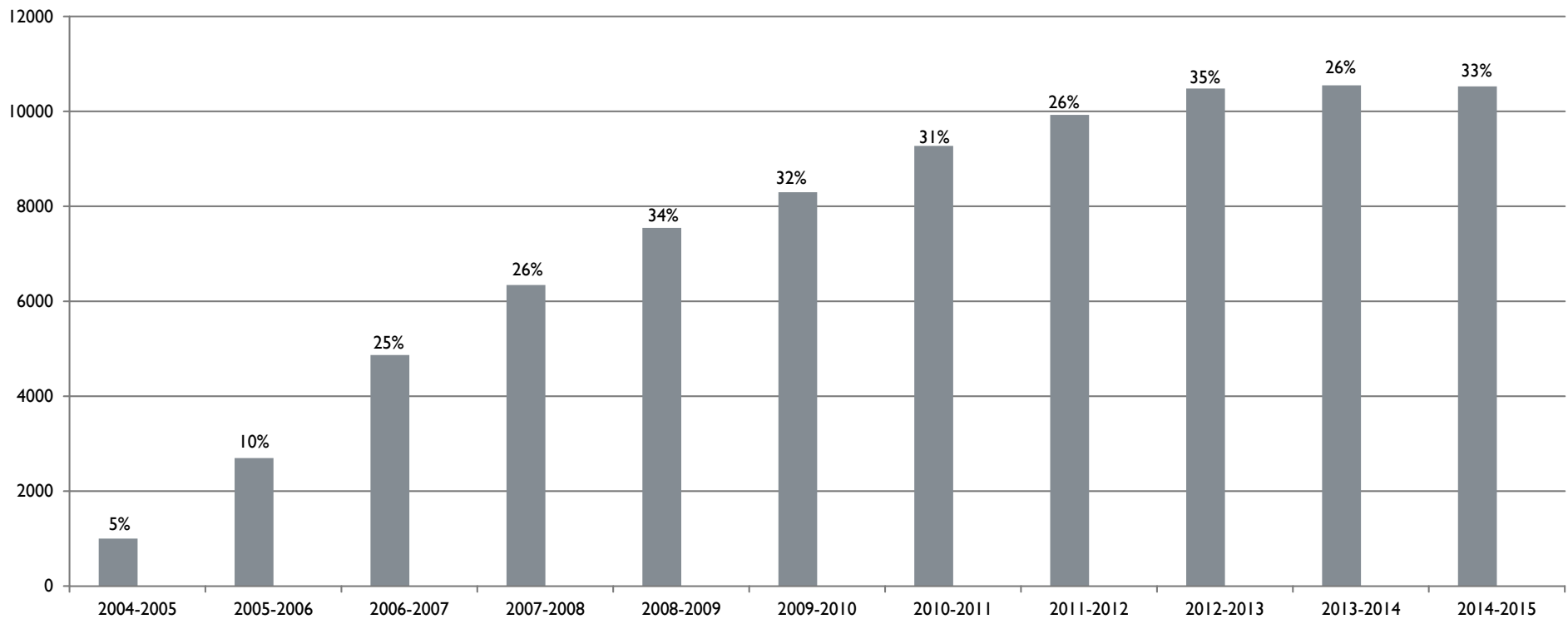
2014-2015 Students Entering ACC



CREDIT COLLECTION AS A PERCENTAGE OF ENROLLMENT



CREDIT COLLECTION BY SENIORS GRADUATING 2013-2015



CREDIT COLLECTED SUMMARY

	2014-2015		2013-2014	2012-2013
	In District	Out of District		
Students collecting credit	3,566	1,566	3,660	5,651
Credit hours collected	19,806	8,108	19,479	29,193
In-District tuition & fees per credit hour	\$85	\$287	\$85	\$67
Average savings per student	\$472	\$1,486	\$452	\$346
Total dollars saved	\$1,683,510	\$2,326,996	\$1,655,715	\$1,955,931

In-District ISD's = Austin, Del Valle, Elgin, Hays, Leander, Manor, Round Rock

ACCTECH CONTACT INFORMATION

- Rebecca Robinson-Francis
P-16 Coordinator
512-223-7013
rfrancis@austincc.edu

www.austincc.edu/acctech/

Students Collecting ACCTech Credits at ACC

School District	High School	2003-4	2004-5	2005-6	2006-7	2007-8	2008-9	2009-10	2010-2011	2011-2012	2012-2013	2013-2014	2014-2015
American Youth Works											3	0	0
Austin	Akins				10	21	73	79	90	112	117	129	126
	Anderson				22	51	84	93	148	151	180	171	182
	Ann Richards										4	5	11
	Austin				15	42	81	78	87	93	122	64	118
	Bowie				81	170	237	164	187	160	256	257	261
	Clifton Career										1	1	0
	Crockett				16	30	44	68	55	92	72	45	57
	Eastside (includes Johnston)				7	2	13	9	1	1	51	29	23
	Garza						1	0	0	0	0	0	1
	Lanier				17	34	77	51	28	4	153	48	65
	LASA								6	6	116	51	84
	LBJ				2	18	25	12	20	6	83	21	87
	McCallum				16	28	44	38	55	80	81	54	85
	Reagan				2	1	3	8	17	27	23	17	33
	Travis				8	17	70	89	70	68	50	23	42
Austin Total		7	5	34	196	414	752	689	764	800	1309	915	1175
Bastrop	Bastrop	0	3	1	44	65	100	94	146	92	100	39	55
	Cedar Creek										5	20	23
Bastrop Total		0	3	1	44	65	100	94	146	92	105	59	78
Blanco		0	0	0	0	0	0	9	19	20	0	16	13
Boerne Champion											3	2	2
Del Valle		0	0	0	5	7	54	109	123	105	78	69	47
Dripping Springs		0	0	0	3	13	36	20	27	17	22	16	37
Eanes		3	0	11	134	128	194	133	167	109	180	99	147
Elgin		3	2	9	22	26	73	63	76	73	64	62	80
Florence											1	1	0
Fredericksburg		0	0	0	17	62	71	34	30	26	13	1	0
Georgetown	East View											16	59
	Georgetown	1	11	49	170	191	266	269	279	198	181	121	128
	Richarte										7	0	1
Georgetown Total		1	11	49	170	191	266	269	279	198	188	137	188
Hays	Jack C. Hays	2	12	12	62	51	101	85	114	110	109	102	104
	Lehman	0	0	0	0	19	38	49	64	67	75	46	64
Hays Total						70	139	134	178	177	184	148	168
Jarrell		0	0	0	0	1	14	26	26	21	23	12	17
Johnson City		0	0	0	7	14	14	4	4	12	2	0	3
Lago Vista		2	0	0	8	26	44	24	19	18	13	5	6
Lake Travis		0	0	12	82	125	177	188	65	23	471	190	288
Leander	Cedar Park				185	156	306	223	259	188	160	84	137
	Leander				136	102	132	162	104	16	318	49	54
	Rouse									1	159	79	103
	Vandegrift										158	52	161
	Vista Ridge				28	121	244	244	273	197	154	105	93
Leander Total		7	7	122	349	379	682	629	636	402	949	369	548
Lexington		0	0	0	0	2	2	5	4	0	16	3	6
Liberty Hill		0	0	0	53	41	81	67	68	68	42	43	60
Lockhart		0	1	0	22	39	78	76	55	4	282	92	150
Luling						1	3	4	9	15	5	4	1
Manor	Manor	4	2	5	12	18	60	44	52	39	30	27	25
	New Tech											1	0
Manor Total		4	2	5	12	18	60	44	52	39	30	28	25
Pflugerville	Connally				21	46	91	78	112	110	138	67	92
	Hendrickson				28	45	96	93	94	87	115	137	145
	Pflugerville				51	65	117	152	120	155	151	107	111
Pflugerville Total		0	0	10	100	156	304	323	326	352	404	311	348
Round Rock	Cedar Ridge									1	107	175	273
	McNeil				123	139	283	261	231	172	173	147	252
	Round Rock				83	100	179	173	216	181	225	231	428
	Stony Point				68	70	160	208	297	284	306	149	217
	Success										2	2	1
	Westwood				18	30	73	103	150	165	209	177	352
Round Rock Total		7	5	28	292	339	695	745	894	803	1022	881	1523
San Marcos		0	0	0	19	55	92	131	130	136	142	159	171
Smithville							3	12	14	8	62	17	18
St. Dominic Salvio												1	1
Thrall		0	0	0	0	1	2	2	3	1	6	3	3
Wimberley		0	0	0	0	8	21	46	47	58	32	18	29
Total Students Collecting Credit		36	48	293	1597	2181	4383	4287	4638	3906	5681	3661	5132

2014-2015 ACCTech Credit Hours Collected by Program Area

School District	A & E CAD	Accounting	Allied Health Science	Auto Collision Rpr & Refinishing	Automotive Technology	Biotechnology	Building Construction Technology	Child Development	Computer Technology	Computer Tech. (BCIS Only)	Criminal Justice	Culinary Arts	Electronics & Adv. Technologies	EMT - Merged with Fire Protection	Engineering	Financial Mgmt. - Merged with Mgmt.	Fire Protection Technology	Game Design, Animation & Motion Graphics	Hospitality	International Business	Management	Marketing	Medical Laboratory Technician	Radio, Television, and Film	Visual Communication	Vocational Nursing	Welding	Total Hours Collected 2014-2015	Total Students 2014-2015		
Austin	12	84	76	18	80	232	107	435	487	894	54	804	68		80		347	306	84	9	270		24	639	1445	31	68	6654	1175		
Bastrop			38		68		4		4	51		61								36	12		15			19	8	316	78		
Blanco		4						3		21		12															12	52	13		
Boerne								6																					6	2	
Del Valle		4	8		36					36		28						21							65		12	210	47		
Dripping Springs						24				21					2						51						56	154	37		
Eanes		24	38			32		36	101	168							116							30	481			1026	147		
Elgin					56	124		18		42					52									24	88		16	420	80		
Georgetown		28			76		4	60		195	93	71	16		20					12	102				158		48	883	188		
Hays		24	50		12			21	12	117	69	168	12		14			22							96	11	152	780	168		
Jarrell										51																			51	17	
Johnson City	12																												12	3	
Lago Vista										18																			18	6	
Lake Travis			12	40					143	498		3	64		46					39	312	78		219	268		68	1790	288		
Leander	4	84	112		56			174	272	417		69	24		108			62	9	150	240	24	33		503	24	184	2549	548		
Lexington										18																			18	6	
Liberty Hill										54		71													84		60	269	60		
Lockhart			90	6	28			42	46	252		202									24			63	48	19	36	856	150		
Luling										3																			3	1	
Manor			4							36		6													6	20		24	96	25	
Pflugerville		64	144		56			312	28	513	3	5	20					4			168		3	6	260	19	16	1621	348		
Round Rock	16	156	722		212	52		210	980	1374	117	1181	232		140			140	150	51	606	45	6	390	2155	98	64	9097	1523		
San Marcos		12			24		12	66	4	279		53	36					6								299		12	803	171	
Smithville										24															44				68	18	
St. Dominic Salvio															2															2	1
Thrall										9																		16	25	3	
Wimberley										9												30				8		88	135	29	
Total Hours 2014-2015	44	496	1322	24	704	464	127	1383	2077	5100	336	2734	472	0	464	0	347	671	249	297	1815	147	81	1377	6022	221	940	27914	5132		
Total Hours 2013-2014	36	336	1132	3	440	492	55	903	1375	4071	78	1677	452	84	154	336	32	-	243	153	612	147	81	822	4992	189	584	19479	3660		
Total Hours 2012-2013	24	256	1904	32	584	481	117	1011	1993	7917	69	1705	520	203	72	240	894	-	255	231	540	345	396	1239	6899	306	960	29193	5651		
Total Hours 2011-2012	44	104	1100	66	488	292	119	357	1148	5544	66	1362	228	78	8	204	100	-	180	90	120	141	267	420	4066	197	356	17145	3577		
Total Hours 2010-2011	56	68	1018	16	608	306	-	375	1561	7233	30	1043	180	59	-	-	75	-	204	18	111	249	210	336	4713	201	412	19082	4161		
Total Hours 2009-2010	28	-	712	7	432	183	-	237	1934	7188	54	995	296	32	-	-	-	-	150	-	-	282	150	315	3713	159	200	17067	3880		
Total Hours 2008-2009	20	12	582	6	412	312	-	51	2097	6903	30	962	256	101	-	-	108	-	249	-	-	225	108	285	3152	172	456	16514	3958		
Total Hours 2007-2008	32	12	290	-	196	168	-	-	948	3714	42	666	164	60	-	-	90	-	111	-	-	117	39	129	1584	78	292	8735	2181		
Total Hours 2006-2007	216	188	210	-	108	138	-	-	644	2376	27	642	108	6	-	-	-	-	174	-	-	120	192	24	1092	35	204	6504	1597		
Total Hours 2005-2006	124	120	16	-	24	27	-	-	363	-	3	201	36	-	-	-	-	-	33	-	-	39	46	-	137	-	56	1225	293		
Total Hours 2004-2005	72	-	-	-	-	21	-	-	54	-	39	7	24	-	-	-	-	-	-	-	-	12	5	-	20	-	-	254	48		

Course Credit Granted by Program Area & Class in 2014-2015

	Austin ISD	Bastrop ISD	Blanco ISD	Boerne ISD	Del Valle ISD	Dripping Springs ISD	Eanes ISD	Elgin ISD	Georgetown ISD	Hays CISD	Jarrell ISD	Johnson City ISD	Lago Vista ISD	Lake Travis ISD	Leander ISD	Lexington ISD	Liberty Hill ISD	Lockhart ISD	Luling ISD	Manor ISD	Pflugerville ISD	Round Rock ISD	San Marcos CISD	Smithville ISD	St. Dominic Salvio	Thrall ISD	Wimberley ISD	Grand Total
Accounting	21		1		1		6		7	6				3	21						16	39	3					124
ACNT-1403	21		1		1		6		7	6				3	21						16	39	3					124
Allied Health Science	38	19			4		19			25				20	56			45		2	72	361					661	
HPRS-1201	11	10			4		4			1								3		2	22	100					155	
HPRS-1206	27	9					15			24				20	56			42		2	50	261					506	
Architectural & Engineering CAD	3											3			1							4					11	
DFTG-1405	3											3			1												10	
DFTG-2419																						1					1	
Auto Collision Repair & Refinishing	6																	2									8	
ABDR-1301	3																	2									5	
ABDR-1315	3																										3	
Automotive Technology & Outdoor Power Equipment	20	17			9			14	19	3					14			7			14	53	6				176	
AUMT-1405	8	3			4		6	8	2						2						10	21					64	
AUMT-1407	3	1			2		1	1							3							7					18	
AUMT-1410	3	3			1		3	4							3			1			4	11					33	
AUMT-1416	3	3			2		3	1	1						3							8					24	
AUMT-2417	3	1					1	5							3			1				4					18	
SMER-1424		3																2				1					6	
SMER-1428		3																3				1	6				13	
Biotechnology	58					6	8	31														13					116	
BITC-1411	58					6	8	31														13					116	
Building Construction Technology	29	1							1														3				34	
CNBT-1291	3																										3	
CNBT-1301	3																										3	
CNBT-1400	5																										5	
CNBT-1411	4								1														2				7	
CNBT-1416	3																										3	
CRPT-1415	5																						1				6	
CRPT-1441	5																										5	
CRPT-1445	1																										1	
WDWK-1400		1																									1	
Child Care & Development	145		1	2			12	6	20	7					58			14			104	70	22				461	
CDEC-1311	17						2	10	4						39			4			3	29	8				116	
CDEC-1321	128		1	2			12	4	10	3					19			10			101	41	14				345	
Computer Information Technology	422	18	7		12	7	83	14	65	43	17		6	207	221	6	18	96	1	12	178	741	94	8		3	3	2282

Course Credit Granted by Program Area & Class in 2014-2015

	Austin ISD	Bastrop ISD	Blanco ISD	Boerne ISD	Del Valle ISD	Dripping Springs ISD	Eanes ISD	Elgin ISD	Georgetown ISD	Hays CISD	Jarrell ISD	Johnson City ISD	Lago Vista ISD	Lake Travis ISD	Leander ISD	Lexington ISD	Liberty Hill ISD	Lockhart ISD	Luling ISD	Manor ISD	Pflugerville ISD	Round Rock ISD	San Marcos CISD	Smithville ISD	St. Dominic Salvio	Thrall ISD	Wimberley ISD	Grand Total
IMED-1416	10																				15			3				28
Vocational Nursing	31	19							11					24				19			19	98						221
VNSG-1115	31	19							11					24				19			19	98						221
Welding Technology	17	2	3		3	14		4	12	38				17	46		15	9		6	4	16	3			4	22	235
WLDG-1407	6				2	1		1		6				2	17		9					4				2	3	59
WLDG-1417	1				1					5				3	13		6	2					1			2	2	36
WLDG-1425	5	1				7			4	13				6	8						4						7	55
WLDG-1428	5	1	3			6		3	8	14				6	8			7			2	4	6	2			10	85
Grand Total	2019	118	16	2	64	45	295	125	273	252	17	3	6	570	835	6	78	301	1	29	540	2954	236	19	1	7	37	8849