

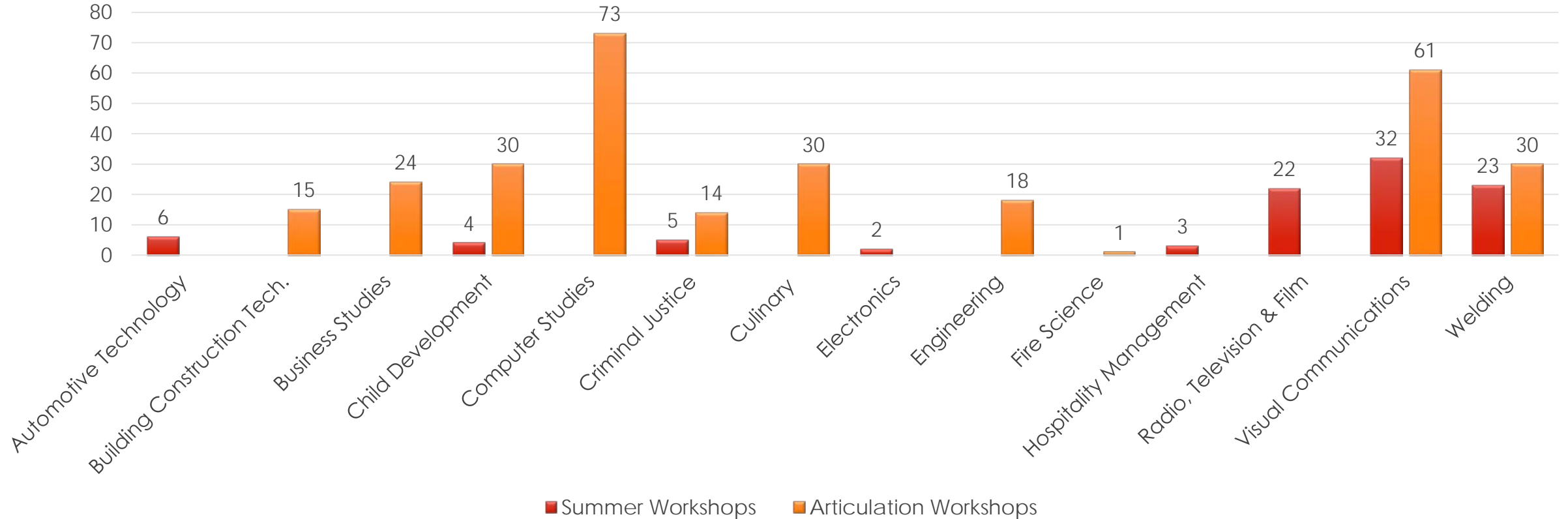
The background of the cover features abstract, flowing ribbons in shades of red, orange, and yellow, creating a sense of movement and energy. The ribbons are layered and have a slight gradient, giving them a three-dimensional appearance. The overall color palette is warm and vibrant.

# ACCTECH

Annual Report 2013-2014

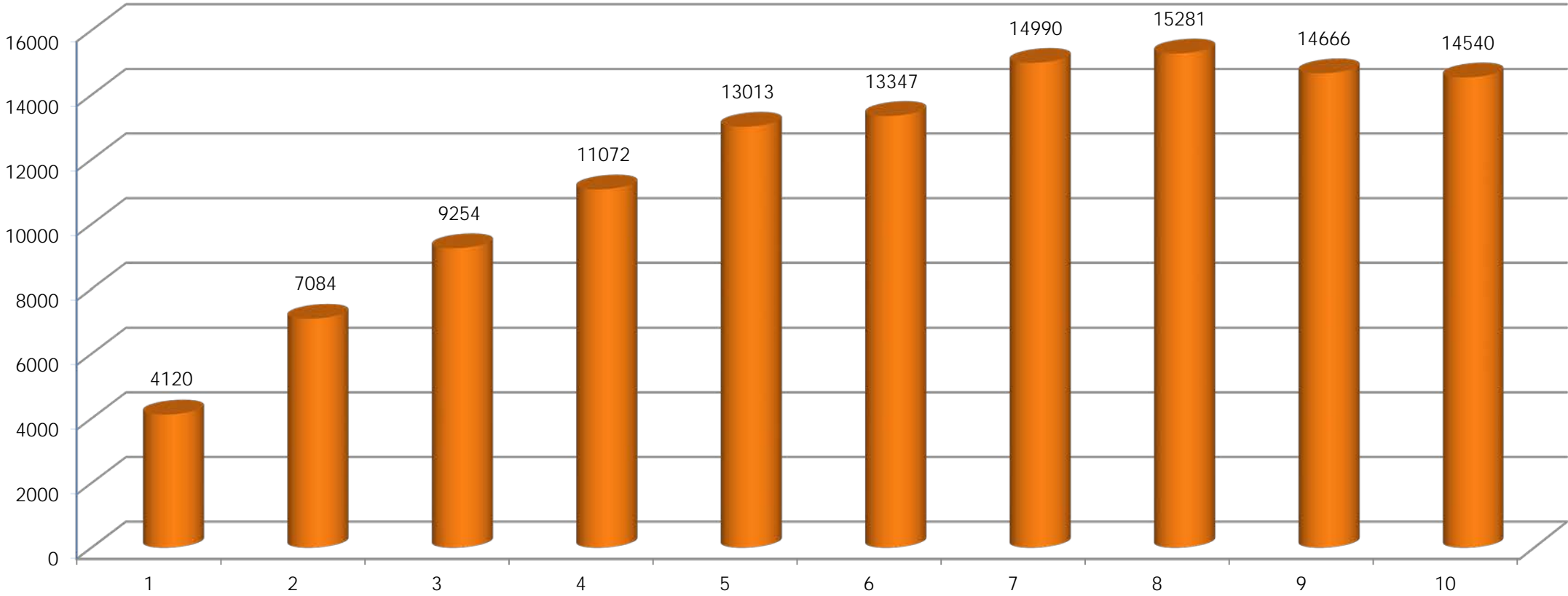
# PROFESSIONAL DEVELOPMENT

## Teachers attending Professional Development 2013-2014



# ENROLLMENT

Students Enrolled in CATEMA

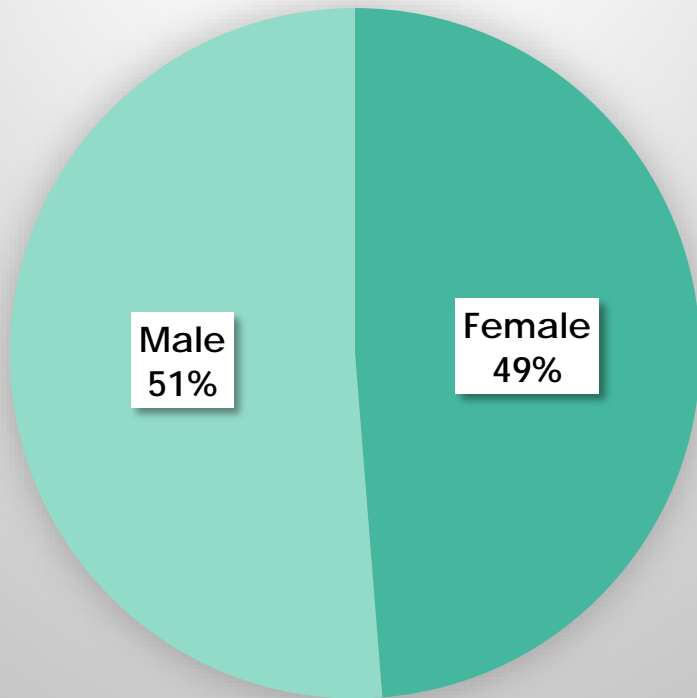


# STUDENTS ENROLLED IN CATEMA BY GRADUATION YEAR

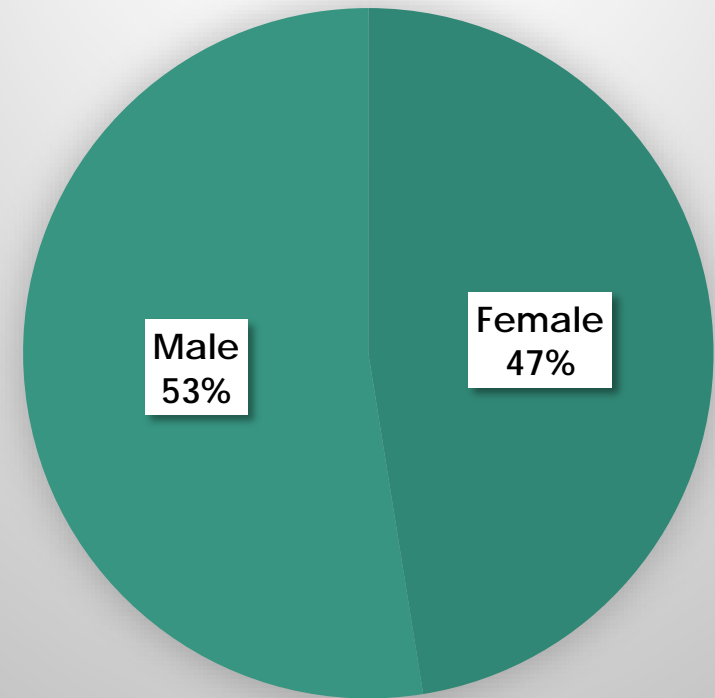
	2004-2005	2005-2006	2006-2007	2007-2008	2008-2009	2009-2010	2010-2011	2011-2012	2012-2013	2013-2014
Graduate - 2005	1003									
Graduate - 2006	1181	1697								
Graduate - 2007	1220	2051	2169							
Graduate - 2008	716	2077	2692	2479						
Graduate - 2009		1259	2499	3000	2898					
Graduate - 2010			1894	3043	3722	2922				
Graduate - 2011				2550	3478	3566	3453			
Graduate - 2012					2915	3684	4611	3552		
Graduate - 2013						3175	4031	4459	3478	
Graduate - 2014							2895	4157	4559	3519
Graduate - 2015								3113	3898	4425
Graduate - 2016									2731	4036
Graduate - 2017										2560
Total	4120	7084	9254	11072	13013	13347	14990	15281	14666	14540

# ENROLLMENT BY GENDER

2012 - 2013

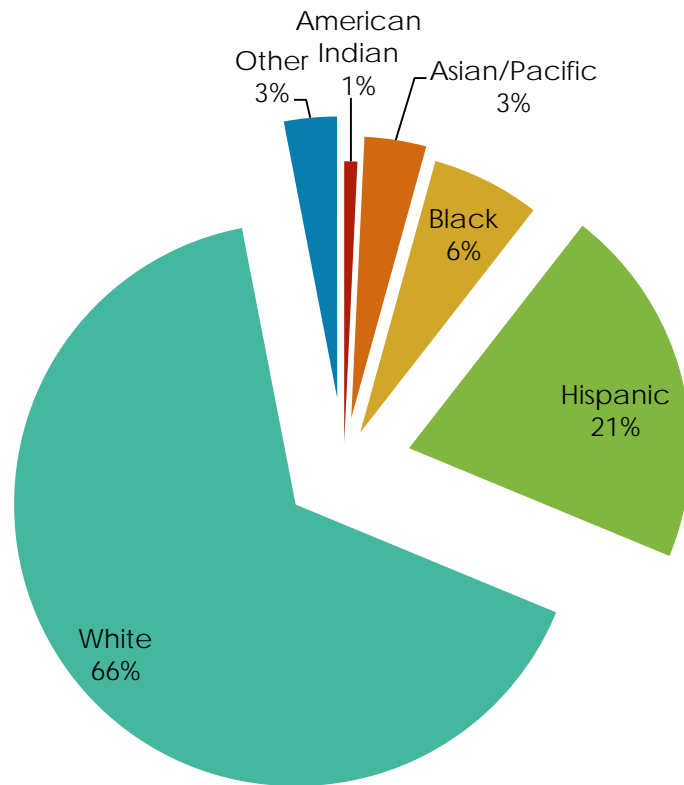


2013 - 2014

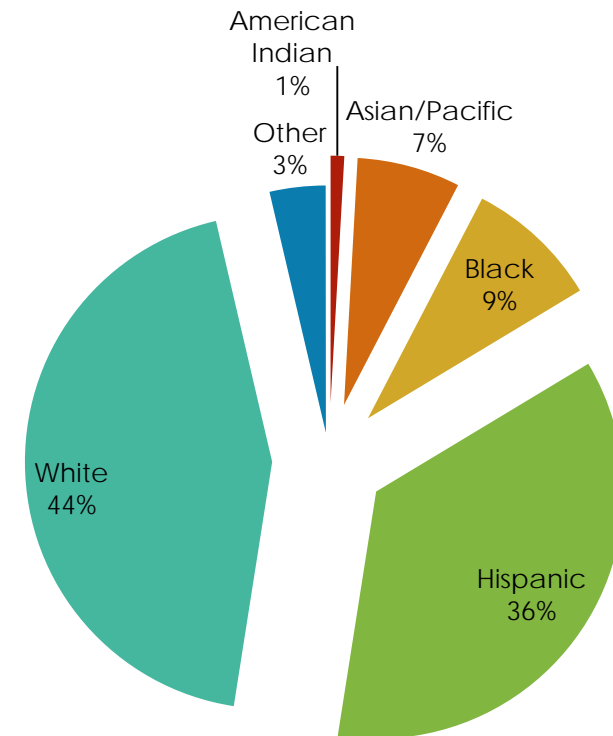


# ENROLLMENT BY ETHNICITY

2004-2005

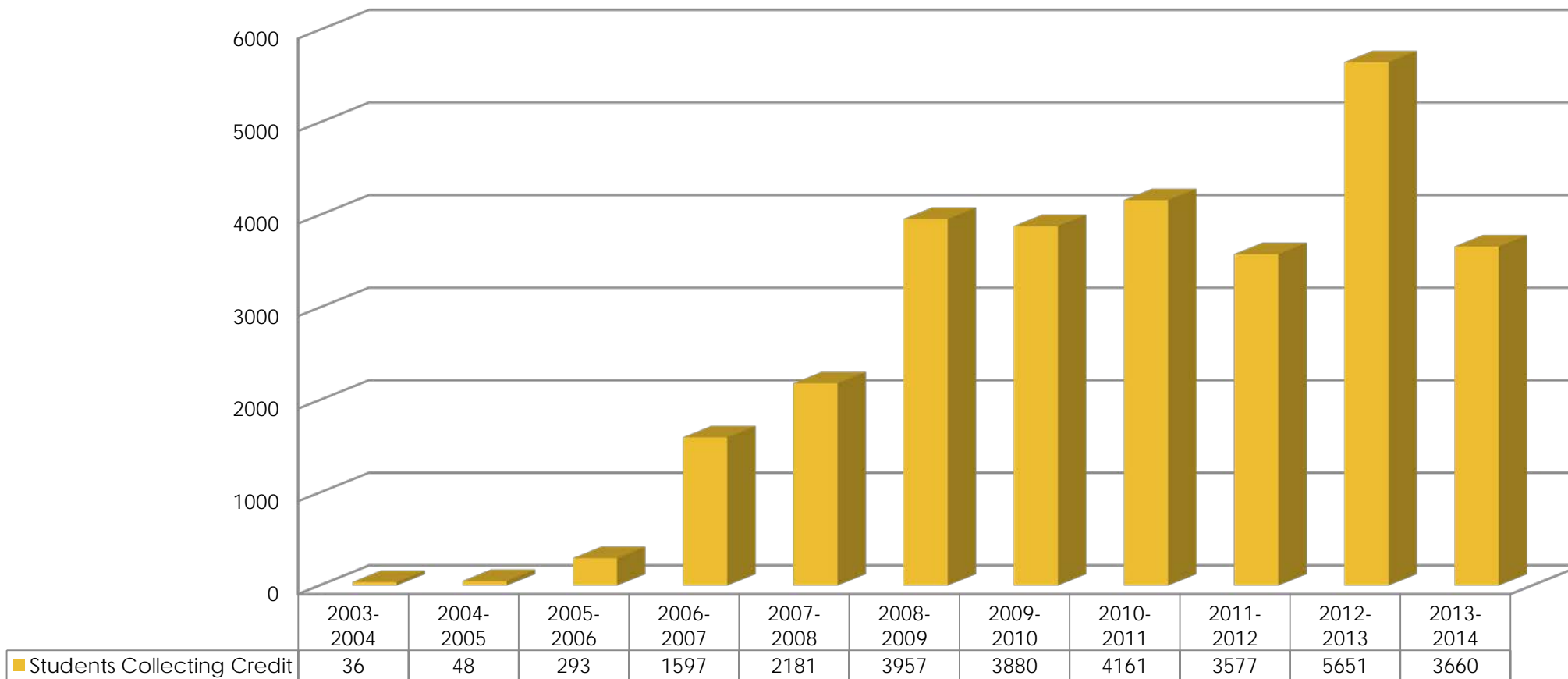


2013-2014 Ethnicity



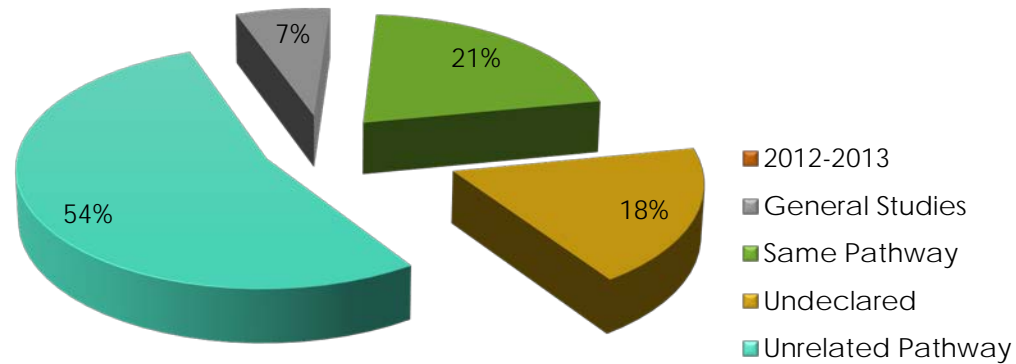
# CREDIT COLLECTION

Students Collecting Credit at ACC during 2013-2014 Academic Year

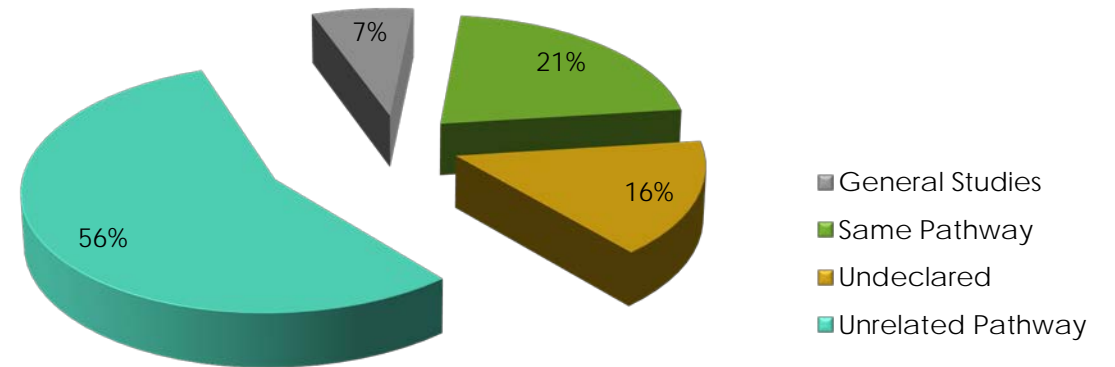


# PATHWAY BREAKDOWN

2012-2013 Students Entering ACC

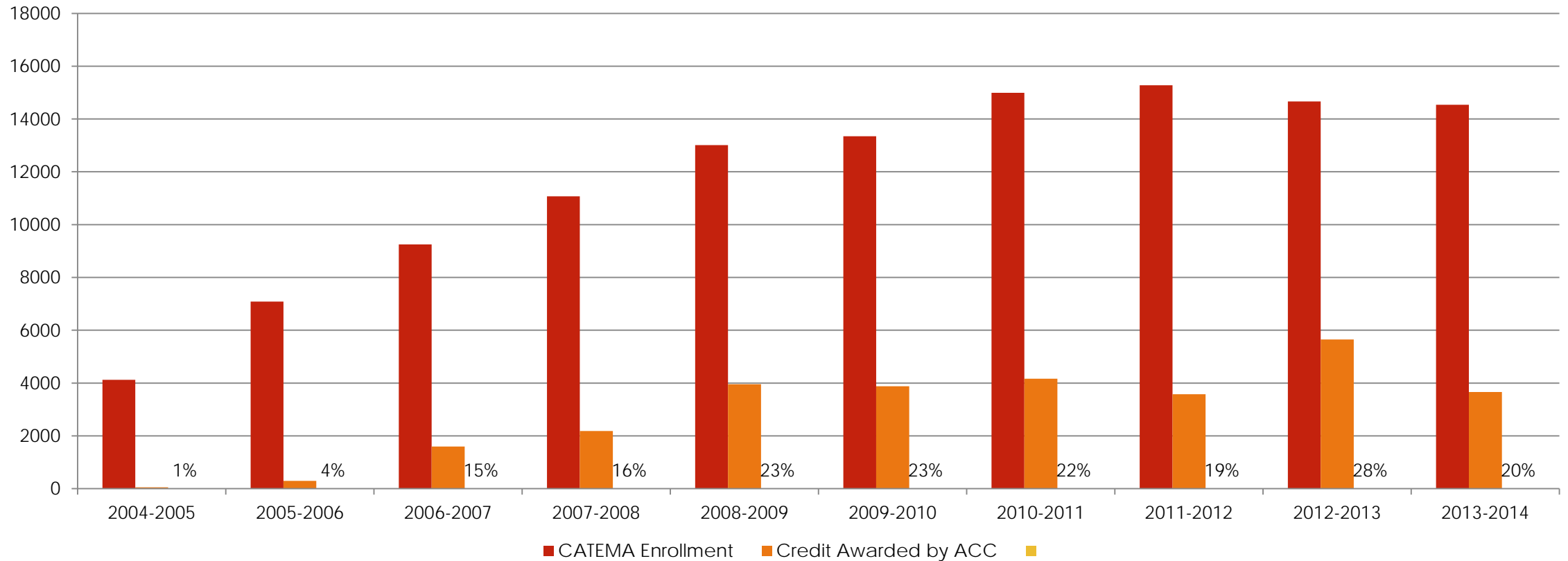


2013-2014 Students Entering ACC

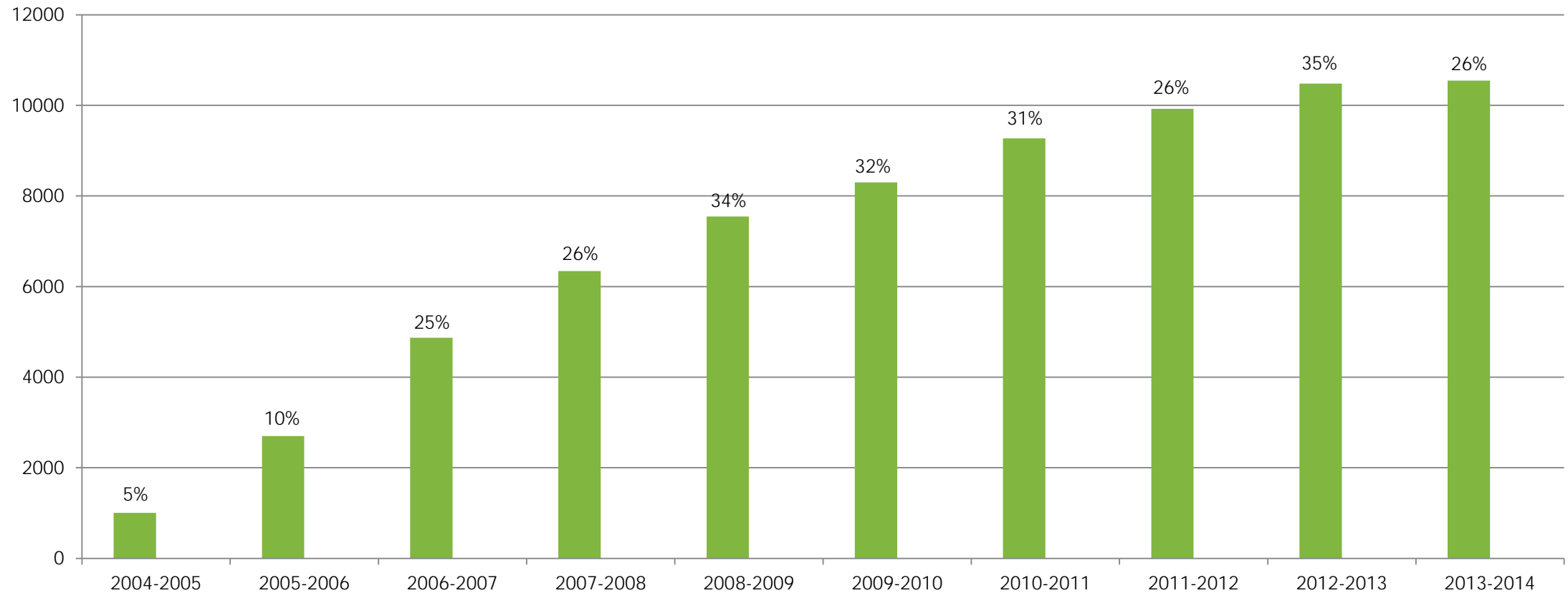




# CREDIT COLLECTION AS PERCENTAGE OF ENROLLMENT



# CREDIT COLLECTION BY SENIORS GRADUATING 2012-2014



# CREDIT COLLECTED SUMMARY

	2013-2014	2012-2013	2011-2012
Students collecting credit	3,660	5,651	3,577
Credit hours collected	19,479	29,193	17,145
In-District tuition & fees per credit hour	\$85	\$67	\$52
Average savings per student	\$452	\$346	\$249
Total dollars saved	<b>\$1,655,715</b>	<b>\$1,955,931</b>	<b>\$891,540</b>

# ACCTECH CONTACT INFORMATION

Rebecca Robinson-Francis  
P-16 Coordinator  
512-223-7013  
rfrancis@austincc.edu

[www.austincc.edu/acctech/](http://www.austincc.edu/acctech/)



## Students Collecting ACCTech Credits at ACC

School District	High School	2003-4	2004-5	2005-6	2006-7	2007-8	2008-9	2009-10	2010-2011	2011-2012	2012-2013	2013-2014	
<b>American Youth Works</b>												<b>3</b>	<b>0</b>
Austin	Akins					10	21	73	79	90	112	117	129
	Anderson					22	51	84	93	148	151	180	171
	Ann Richards											4	5
	Austin					15	42	81	78	87	93	122	64
	Bowie					81	170	237	164	187	160	256	257
	Clifton Career											1	1
	Crockett					16	30	44	68	55	92	72	45
	Eastside (includes Johnston)					7	2	13	9	1	1	51	29
	Garza							1	0	0	0	0	0
	Lanier					17	34	77	51	28	4	153	48
	LASA									6	6	116	51
	LBJ					2	18	25	12	20	6	83	21
	McCallum					16	28	44	38	55	80	81	54
	Reagan					2	1	3	8	17	27	23	17
Travis					8	17	70	89	70	68	50	23	
<b>Austin Total</b>		<b>7</b>	<b>5</b>	<b>34</b>	<b>196</b>	<b>414</b>	<b>752</b>	<b>689</b>	<b>764</b>	<b>800</b>	<b>1309</b>	<b>915</b>	
Bastrop	Bastrop	0	3	1	44	65	100	94	146	92	100	39	
	Cedar Creek										5	20	
<b>Bastrop Total</b>		<b>0</b>	<b>3</b>	<b>1</b>	<b>44</b>	<b>65</b>	<b>100</b>	<b>94</b>	<b>146</b>	<b>92</b>	<b>105</b>	<b>59</b>	
Blanco		0	0	0	0	0	0	9	19	20	0	16	
Boerne Champion											3	2	
Del Valle		0	0	0	5	7	54	109	123	105	78	69	
Dripping Springs		0	0	0	3	13	36	20	27	17	22	16	
Eanes		3	0	11	134	128	194	133	167	109	180	99	
Elgin		3	2	9	22	26	73	63	76	73	64	62	
Florence											1	1	
Fredericksburg		0	0	0	17	62	71	34	30	26	13	1	
Georgetown	East View											16	
	Georgetown	1	11	49	170	191	266	269	279	198	181	121	
	Richarte										7	0	
<b>Georgetown Total</b>	<b>1</b>	<b>11</b>	<b>49</b>	<b>170</b>	<b>191</b>	<b>266</b>	<b>269</b>	<b>279</b>	<b>279</b>	<b>198</b>	<b>188</b>	<b>137</b>	
Hays	Jack C. Hays	2	12	12	62	51	101	85	114	110	109	102	
	Lehman	0	0	0	0	19	38	49	64	67	75	46	
<b>Hays Total</b>					<b>70</b>	<b>139</b>	<b>134</b>	<b>178</b>	<b>177</b>	<b>184</b>	<b>148</b>		
Jarrell		0	0	0	0	1	14	26	26	21	23	12	
Johnson City		0	0	0	7	14	14	4	4	12	2	0	
Lago Vista		2	0	0	8	26	44	24	19	18	13	5	
Lake Travis		0	0	12	82	125	177	188	65	23	471	190	
Leander	Cedar Park				185	156	306	223	259	188	160	84	
	Leander				136	102	132	162	104	16	318	49	
	Rouse									1	159	79	
	Vandergrift										158	52	
	Vista Ridge				28	121	244	244	273	197	154	105	
<b>Leander Total</b>	<b>7</b>	<b>7</b>	<b>122</b>	<b>349</b>	<b>379</b>	<b>682</b>	<b>629</b>	<b>636</b>	<b>402</b>	<b>949</b>	<b>369</b>		
Lexington		0	0	0	0	2	2	5	4	0	16	3	
Liberty Hill		0	0	0	53	41	81	67	68	68	42	43	
Lockhart		0	1	0	22	39	78	76	55	4	282	92	
Luling						1	3	4	9	15	5	4	
Manor	Manor	4	2	5	12	18	60	44	52	39	30	27	
	New Tech											1	
<b>Manor Total</b>	<b>4</b>	<b>2</b>	<b>5</b>	<b>12</b>	<b>18</b>	<b>60</b>	<b>44</b>	<b>52</b>	<b>52</b>	<b>39</b>	<b>30</b>	<b>28</b>	
Pflugerville	Connally				21	46	91	78	112	110	138	67	
	Hendrickson				28	45	96	93	94	87	115	137	
	Pflugerville				51	65	117	152	120	155	151	107	
<b>Pflugerville Total</b>	<b>0</b>	<b>0</b>	<b>10</b>	<b>100</b>	<b>156</b>	<b>304</b>	<b>323</b>	<b>326</b>	<b>326</b>	<b>352</b>	<b>404</b>	<b>311</b>	
Round Rock	Cedar Ridge									1	107	175	
	McNeil				123	139	283	261	231	172	173	147	
	Round Rock				83	100	179	173	216	181	225	231	
	Stony Point				68	70	160	208	297	284	306	149	
	Success										2	2	
	Westwood				18	30	73	103	150	165	209	177	
<b>Round Rock Total</b>	<b>7</b>	<b>5</b>	<b>28</b>	<b>292</b>	<b>339</b>	<b>695</b>	<b>745</b>	<b>894</b>	<b>803</b>	<b>1022</b>	<b>881</b>		
San Marcos		0	0	0	19	55	92	131	130	136	142	159	
Smithville							3	12	14	8	62	17	
Thrall		0	0	0	0	1	2	2	3	1	6	3	
Wimberley		0	0	0	0	8	21	46	47	58	32	18	
<b>Total Students Collecting Credit</b>		<b>36</b>	<b>48</b>	<b>293</b>	<b>1597</b>	<b>2181</b>	<b>4383</b>	<b>4287</b>	<b>4638</b>	<b>3906</b>	<b>5681</b>	<b>3660</b>	

**2013-2014 ACCTech Credit Hours Collected by Program Area**

School District	A & E CAD	Accounting	Allied Health Science	Auto Collision Rpr & Refinishing	Automotive Technology	Biotechnology	Building Construction Technology	Child Development	Computer Technology	Computer Tech. (BCIS Only)	Criminal Justice	Culinary Arts	Electronics & Adv. Technologies	EMT	Engineering	Financial Management	Fire Protection Technology	Hospitality	International Business	Management	Marketing	Medical Laboratory Technician	Radio, Television, and Film	Visual Communication	Vocational Nursing	Welding	Total Hours Collected 2013-2014	Total Students 2013-2014	
American Youthworks																											0	0	
Austin	16	84	98		36	228	55	294	380	852	9	651	100	84	40	135	32	81	15	51		21	471	1411	28	108	5280	915	
Bastrop			16		36			3		33		36							12	18		27		4	23		208	59	
Blanco			8					21		27		27												4			87	16	
Boerne								6																			6	2	
Del Valle			8	12		60			3	60		35						3				3		118		8	310	69	
Dripping Springs	4					8				15																72	99	16	
Eanes			8	46			12	15	123	99		3	12										21	410			749	99	
Elgin					8	136		6		42													15	92		16	315	62	
Florence										3														4			7	1	
Fredericksburg			2																							1	3	1	
Georgetown					56			18		240	6	6	12		10	6			12	51				198		24	639	137	
Hays	4	52	58		16			12	10	102	54	108	12		14									125	15	96	678	148	
Jarrell										36																	36	12	
Johnson City																											0	0	
Lago Vista										12														4			16	5	
Lake Travis			10						53	336		3	56		22	135			24	36	36		141	228		32	1112	190	
Leander	4	32	94		36			144	219	399		19	56		28			18	60	63	39	27		367	20	88	1713	369	
Lexington										6														8			14	3	
Liberty Hill										51		53												44		12	160	43	
Lockhart			76	3	40			51		171		69							3	12			21	12	15	20	493	92	
Luling										12																		12	4
Manor			2							48		9												24		20	103	28	
Pflugerville			44	190		56		255	92	459		15	28			60		9		45				192	20	20	1485	311	
Round Rock	8	64	524		68	108		15	487	819	9	575	176		40			117	27	333	72	3	144	1331	67	24	5011	881	
San Marcos			28	2		28		63	4	198		68						15					9	368		8	791	159	
Smithville									4	33														24		4	65	17	
Thrall										9																	9	3	
Wimberley			8	2						9										3				24		32	78	18	
<b>Total Hours 2013-2014</b>	<b>36</b>	<b>336</b>	<b>1132</b>	<b>3</b>	<b>440</b>	<b>492</b>	<b>55</b>	<b>903</b>	<b>1375</b>	<b>4071</b>	<b>78</b>	<b>1677</b>	<b>452</b>	<b>84</b>	<b>154</b>	<b>336</b>	<b>32</b>	<b>243</b>	<b>153</b>	<b>612</b>	<b>147</b>	<b>81</b>	<b>822</b>	<b>4992</b>	<b>189</b>	<b>584</b>	<b>19479</b>	<b>3660</b>	
Total Hours 2012-2013	36	336	1132	3	440	492	55	903	1375	4071	78	1677	452	84	154	336	32	243	153	612	147	81	822	4992	189	584	19479	3660	
Total Hours 2011-2012	44	104	1100	66	488	292	119	357	1148	5544	66	1362	228	78	8	204	100	180	90	120	141	267	420	4066	197	356	17145	3577	
Total Hours 2010-2011	56	68	1018	16	608	306	-	375	1561	7233	30	1043	180	59	-	-	75	204	18	111	249	210	336	4713	201	412	19082	4161	
Total Hours 2009-2010	28	-	712	7	432	183	-	237	1934	7188	54	995	296	32	-	-	-	150	-	-	282	150	315	3713	159	200	17067	3880	
Total Hours 2008-2009	20	12	582	6	412	312	-	51	2097	6903	30	962	256	101	-	-	108	249	-	-	225	108	285	3152	172	456	16514	3958	
Total Hours 2007-2008	32	12	290	-	196	168	-	-	948	3714	42	666	164	60	-	-	90	111	-	-	117	39	129	1584	78	292	8735	2181	
Total Hours 2006-2007	216	188	210	-	108	138	-	-	644	2376	27	642	108	6	-	-	-	174	-	-	120	192	24	1092	35	204	6504	1597	
Total Hours 2005-2006	124	120	16	-	24	27	-	-	363	-	3	201	36	-	-	-	-	33	-	-	39	46	-	137	-	56	1225	293	
Total Hours 2004-2005	72	-	-	-	-	21	-	-	54	-	39	7	24	-	-	-	-	-	-	-	12	5	-	20	-	-	254	48	

Course Credit Granted by Program Area & Class in 2013-2014

Count of SOC SEC NUM Row Labels	Column Labels																			Grand Total								
	Austin ISD	Bastrop ISD	Blanco ISD	Boerne ISD	Del Valle ISD	Dripping Springs ISD	Eanes ISD	Elgin ISD	FLORENCE ISD	Fredericksburg ISD	Georgetown ISD	Hays CISD	Jarrell ISD	Lago Vista ISD	Lake Travis ISD	Leander ISD	Lexington ISD	Liberty Hill ISD	Lockhart ISD		Luling ISD	Manor ISD	Pflugerville ISD	Round Rock ISD	San Marcos CISD	Smithville ISD	THRALL ISD	Wimberley ISD
A & E CAD	4					1						1				1							2					9
DFTG-1405	3					1										1												5
DFTG-1417												1												1				2
DFTG-2419	1																						1					2
Accounting	21		2		2		2					13											11	16	7		2	84
ACNT-1403	21		2		2		2					13										11	16	7		2	84	
Allied Health Science	49	8			6		23			1		29			5	47			38		1	95	262	1		1	566	
HPRS-1201	27	5			4		10			1		1				1			21		1	45	128	1			245	
HPRS-1206	22	3			2		13					28			5	46			17			50	134			1	321	
Auto Collision																			1								1	
ABDR-1301																			1								1	
Automotive Technology	9	9			15			2			14	4				9			10			14	17	7			110	
AUMT-1405	4	2			8			2			7	2				1						10	8				44	
AUMT-1407	2				2						1					2											7	
AUMT-1410	1	1			2						4	2				2			1			2	5				20	
AUMT-1416	1	1			2						1					2			1			2	4				14	
AUMT-2417	1				1						1					2			1								6	
SMER-1424		2																	6								8	
SMER-1428		3																	1						7		11	
Biotechnology	57					2	3	34															27				123	
BITC-1411	57					2	3	34															27				123	
Building Construction Technology	16																										16	
CNBT-1291	3																										3	
CNBT-1301	3																										3	
CNBT-1411	1																										1	
CNBT-1416	3																										3	
CRPT-1415	3																										3	
CRPT-1441	3																										3	
Child Development	98	1	7	2			5	2			6	4				48			17			85	5	21			301	
CDEC-1311	9	1						1			3	2				34			4			4	3	10			71	
CDEC-1321	89		7	2			5	1			3	2				14			13			81	2	11			230	
Computer Information Technology	97				1		31					3			17	65						23	136	1	1		375	
IMED-1416	9														1							13			1		24	
ITNW-1325	6															2											8	
ITNW-1337	2																							46			48	
ITSC-1425	8														1	5						10	15				39	
ITSE-1401	34						16					1				19							64	1			135	

Course Credit Granted by Program Area & Class in 2013-2014

Count of SOC SEC NUM	Column Labels																							Grand Total					
	Austin ISD	Bastrop ISD	Blanco ISD	Boerne ISD	Del Valle ISD	Dripping Springs ISD	Eanes ISD	Elgin ISD	FLORENCE ISD	Fredericksburg ISD	Georgetown ISD	Hays CISD	Jarrell ISD	Lago Vista ISD	Lake Travis ISD	Leander ISD	Lexington ISD	Liberty Hill ISD	Lockhart ISD	Luling ISD	Manor ISD	Pflugerville ISD	Round Rock ISD		San Marcos CISD	Smithville ISD	THRALL ISD	Wimberley ISD	
Row Labels																													
ITSE-1411	38						14																						52
ITSE-2321					1		1					2			15	39								11					69
Computer Information Technology (BCIS Only)	284	11	9		20	5	33	14	1		80	34	12	4	112	133	2	17	57	4	16	153	273	66	11	3	3	1357	
ITSC-1309	284	11	9		20	5	33	14	1		80	34	12	4	112	133	2	17	57	4	16	153	273	66	11	3	3	1357	
Criminal Justice	3										2	18											3					26	
CRIJ-1301	1										1	12																14	
CRIJ-1306	2																											2	
CRIJ-1310											1	6											3					10	
Culinary Arts	223	12	9		13		1				2	37			1	8		19	23		3	6	193	23				573	
CHEF-1205	18				4							3				5		4				3	4	1				42	
CHEF-1301	12	2			9						1	8				3		2	2		3	2	15	5				64	
FDNS-1301	3																	1										4	
IFWA-1318	190	10	9				1				1	26			1			12	21			1	174	17				463	
Electronics	25						3				3	3			14	14						7	44					113	
CETT-1403	4						1									5						7						17	
CETT-1405	4						1									5												10	
CETT-1425	16						1				3	3			14	2							44					83	
CETT-1429	1															2												3	
Emergency Medical Services	28																											28	
EMSP-1160	14																											14	
EMSP-1501	14																											14	
Engineering	20										5	7			11	14							20					77	
ENGR-1201	20										5	7			11	14							20					77	
Fashion Design & Marketing															1	6												7	
FSHD-1302															1	6												7	
Firefighter Technology	9																											9	
FIRS-1313	1																											1	
FIRS-1319	1																											1	
FIRS-1401	1																											1	
FIRS-1407	1																											1	
FIRS-1423	1																											1	
FIRS-1429	1																											1	
FIRS-1433	1																											1	
FIRT-1338	2																											2	
Hospitality Services	27				1											6						3	39	5				81	
HAMG-1313	3															1							2					6	
HAMG-1321	24				1											5						3	37	5				75	
International Business	5	4									4				8	20				1			9					51	



Course Credit Granted by Program Area & Class in 2013-2014

Count of SOC SEC NUM	Column Labels																				Grand Total								
	Austin ISD	Bastrop ISD	Blanco ISD	Boerne ISD	Del Valle ISD	Dripping Springs ISD	Eanes ISD	Elgin ISD	FLORENCE ISD	Fredericksburg ISD	Georgetown ISD	Hays CISD	Jarrell ISD	Lago Vista ISD	Lake Travis ISD	Leander ISD	Lexington ISD	Liberty Hill ISD	Lockhart ISD	Luling ISD		Manor ISD	Pflugerville ISD	Round Rock ISD	San Marcos CISD	Smithville ISD	THRALL ISD	Wimberley ISD	
Row Labels																													
IBUS-1305	5	4									4				8	20					1			9					51
Management	17	6									17				12	21				4			15	111				1	204
BMGT-1327	17	6									15					9			4			14	25					90	
BUSG-2309											2				12	12						1	86				1	114	
Marketing															11	7							24					42	
MRKG-1302															6	7												13	
MRKG-1311															5									24				29	
Radio, Television, & Film	157						7	5							47				7				48	3				274	
FLMC-1304	12														12								2	1				27	
FLMC-2310	21														6								3	1				31	
RTVB-1305	115						6	5							21				7				36	1				191	
RTVB-1321	9						1								8								7					25	
Visual Communications	356	1	1	34	106	23	1	53	32		1	57	103	2	11	3		6	48	335	93	6		6			1278		
ARTC-1402	224		1	1	46	21	1	36	18			57	45	2	11	3		6	47	305	89	6					919		
ARTC-1413	58	1		9	16	2		3			1		10													6	106		
ARTV-1403	54			4	8				11														19				96		
ARTV-1451	7			2	20								2										2				33		
GAME-1303	8			3					3				23														37		
GRPH-1359	5			15	14			14					22										9	4			83		
GRPH-1459					2								1									1					4		
Vocational Nursing	28	23						1	15				20				15			20	67						189		
VNSG-1115	28	23						1	15				20				15			20	67						189		
Welding Technology	27			2	18		4		6	24			8	22		3	5		5	5	6	2	1		8		146		
WLDG-1407	5			2	3		4			1			1	12		2						5		1		5	41		
WLDG-1417	2				3					1			1	4		1								1		1	14		
WLDG-1425	10				6				1	12			2	3				4	1							2	41		
WLDG-1428	10				6				5	10			4	3			5		1	4	1	1					50		
Financial Management	45								2				45									20					112		
BUSG-1303	10																					7					17		
BUSG-1304	35								2				45									13					95		
Medical Laboratory Technology	7	9			1											9							1				27		
PLAB-1323	7	9			1											9							1				27		
<b>Grand Total</b>	<b>1612</b>	<b>84</b>	<b>28</b>	<b>2</b>	<b>95</b>	<b>26</b>	<b>214</b>	<b>84</b>	<b>2</b>	<b>2</b>	<b>194</b>	<b>224</b>	<b>12</b>	<b>5</b>	<b>349</b>	<b>561</b>	<b>4</b>	<b>50</b>	<b>181</b>	<b>4</b>	<b>31</b>	<b>505</b>	<b>1638</b>	<b>229</b>	<b>19</b>	<b>3</b>	<b>21</b>	<b>6179</b>	