

# ACCTech

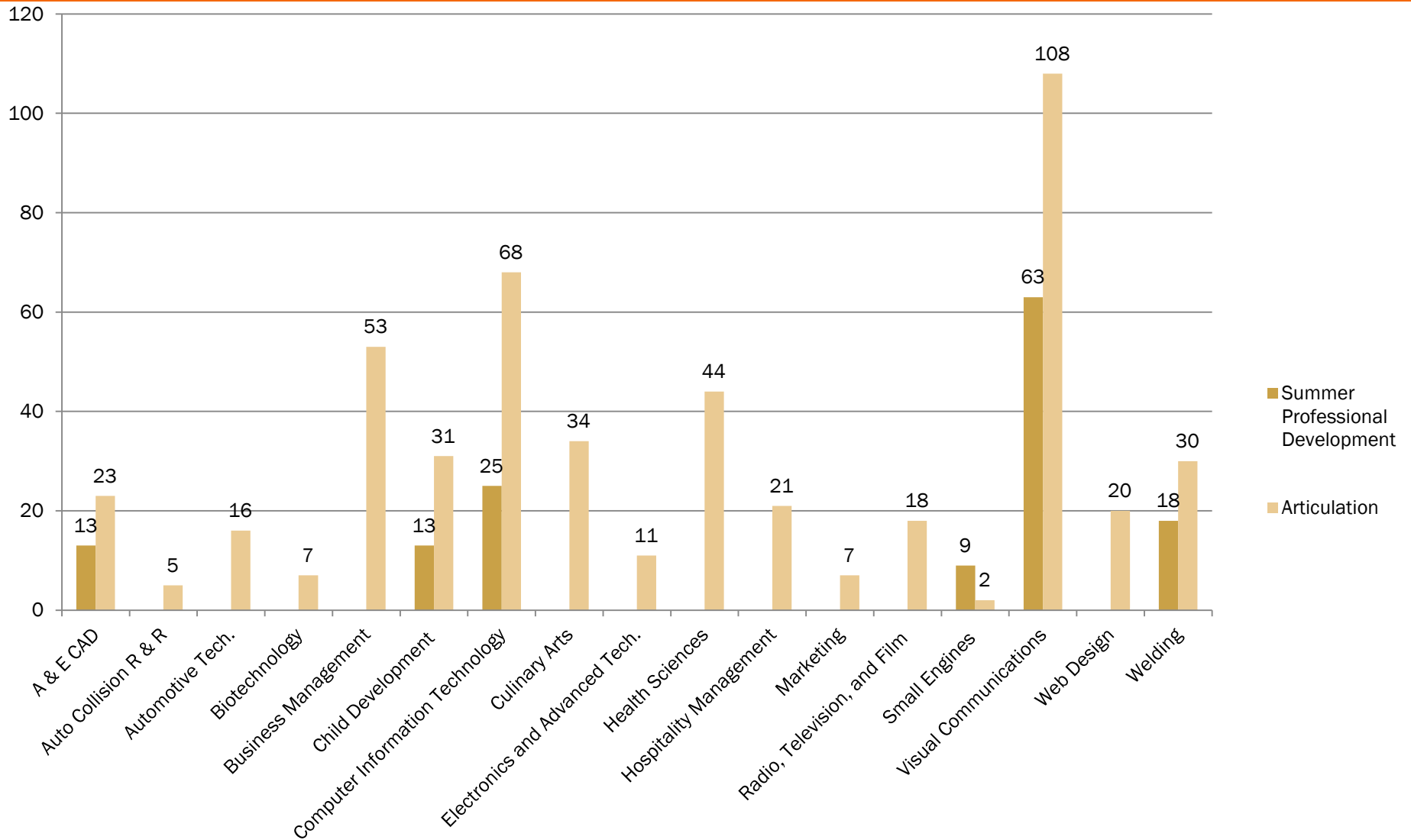


Annual Report 2012

# ACCTech Transition Year

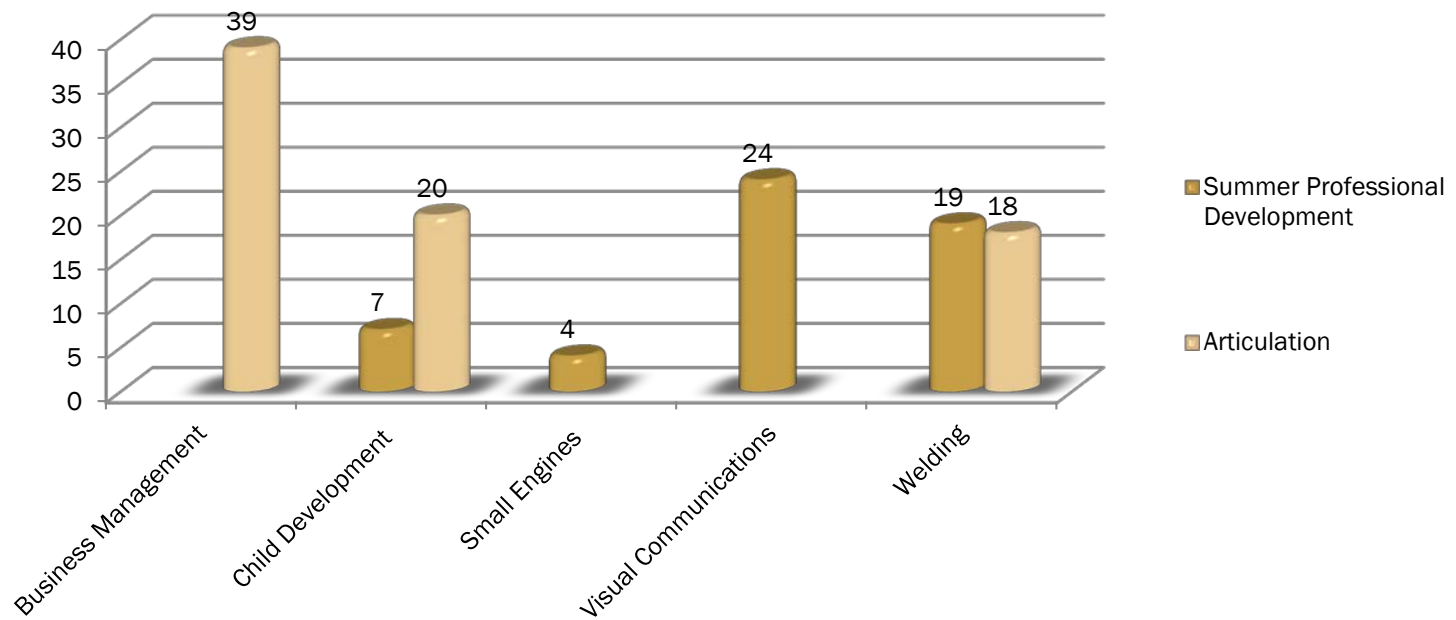
- ☞ First year after Federal Funding ended and college funding began
- ☞ Staff reduced from 4 full-time employees to 1.33 full-time employees
- ☞ Only three articulation workshops held
- ☞ Summer Professional Development held on a cost recovery basis.
- ☞ Late summer credit collection report eliminated
- ☞ *All services will be resumed in 2012-2013*

# 2011 Professional Development



# 2012 Professional Development

## 2012 Professional Development

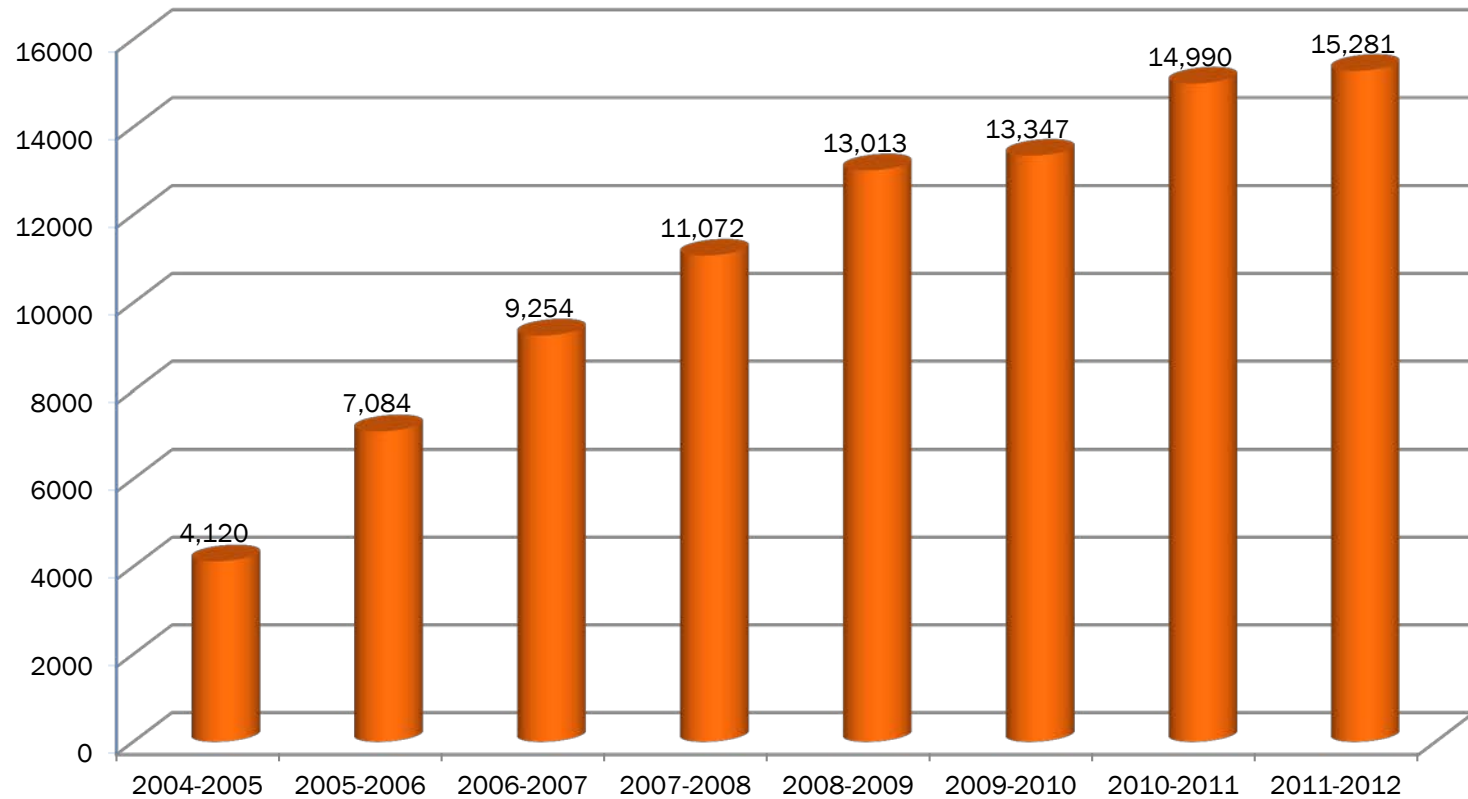


# Professional Development

- Professional Development in 2011-2012 was down from 2010-2011 levels due to a reduction in offerings during the transition year.
- Only three high priority articulation workshops were held. Articulation Workshops will be held in all areas in 2012-2013.
- The Summer Professional Development offerings were not utilized by teachers so many had to be cancelled. Causes for low enrollments were cited as difficulty of registration and cost.

# Enrollment

## Students Enrolled in CATEMA

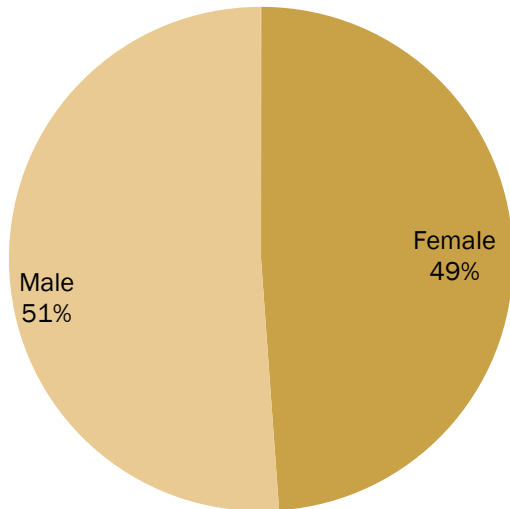


# Students Enrolled in CATEMA by Graduation Year

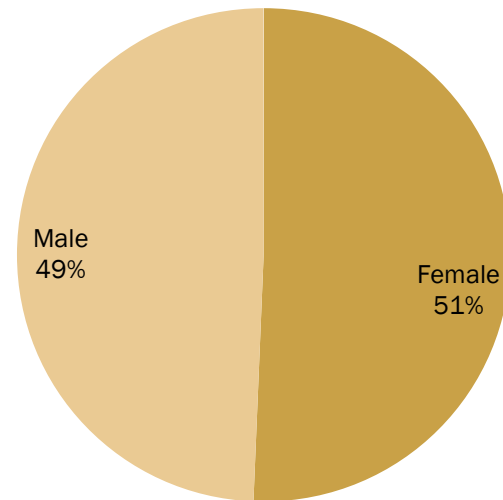
	2004-2005	2005-2006	2006-2007	2007-2008	2008-2009	2009-2010	2010-2011	2011-2012
Graduate - 2005	1003							
Graduate - 2006	1181	1697						
Graduate - 2007	1220	2051	2169					
Graduate - 2008	716	2077	2692	2479				
Graduate - 2009		1259	2499	3000	2898			
Graduate - 2010			1894	3043	3722	2922		
Graduate - 2011				2550	3478	3566	3453	
Graduate - 2012					2915	3684	4611	3552
Graduate - 2013						3175	4031	4459
Graduate - 2014							2895	4157
Graduate - 2015								3113
<b>Total</b>	<b>4120</b>	<b>7084</b>	<b>9254</b>	<b>11072</b>	<b>13013</b>	<b>13347</b>	<b>14990</b>	<b>15281</b>

# Enrollment by Gender

2004-2005



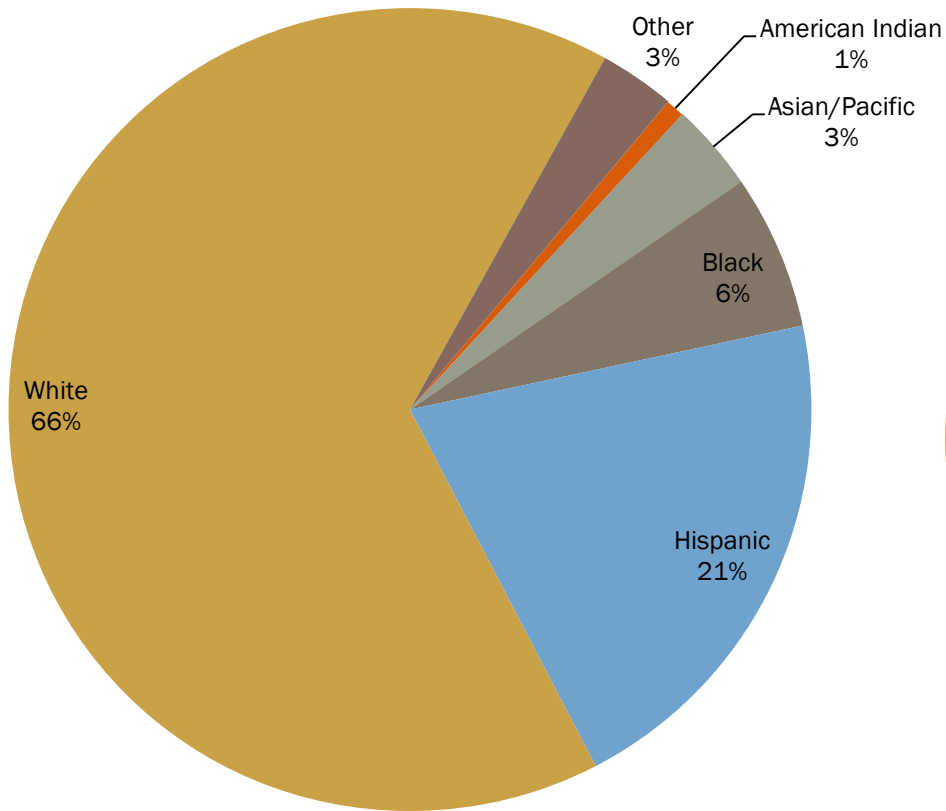
2011 - 2012



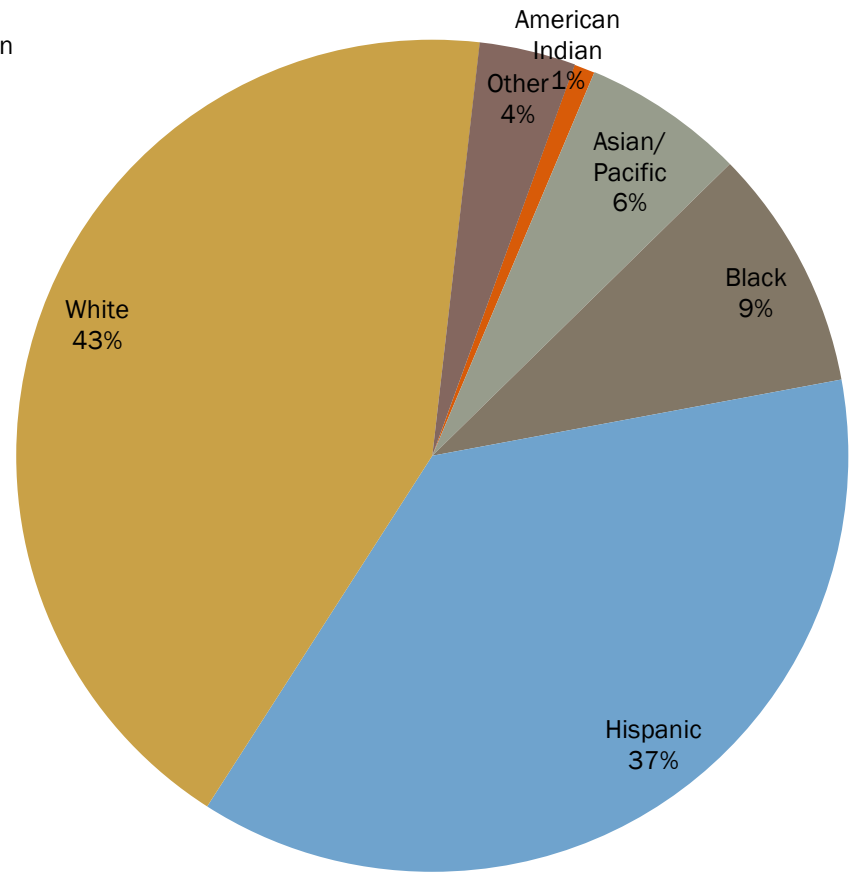


# Enrollment by Ethnicity

2004-2005

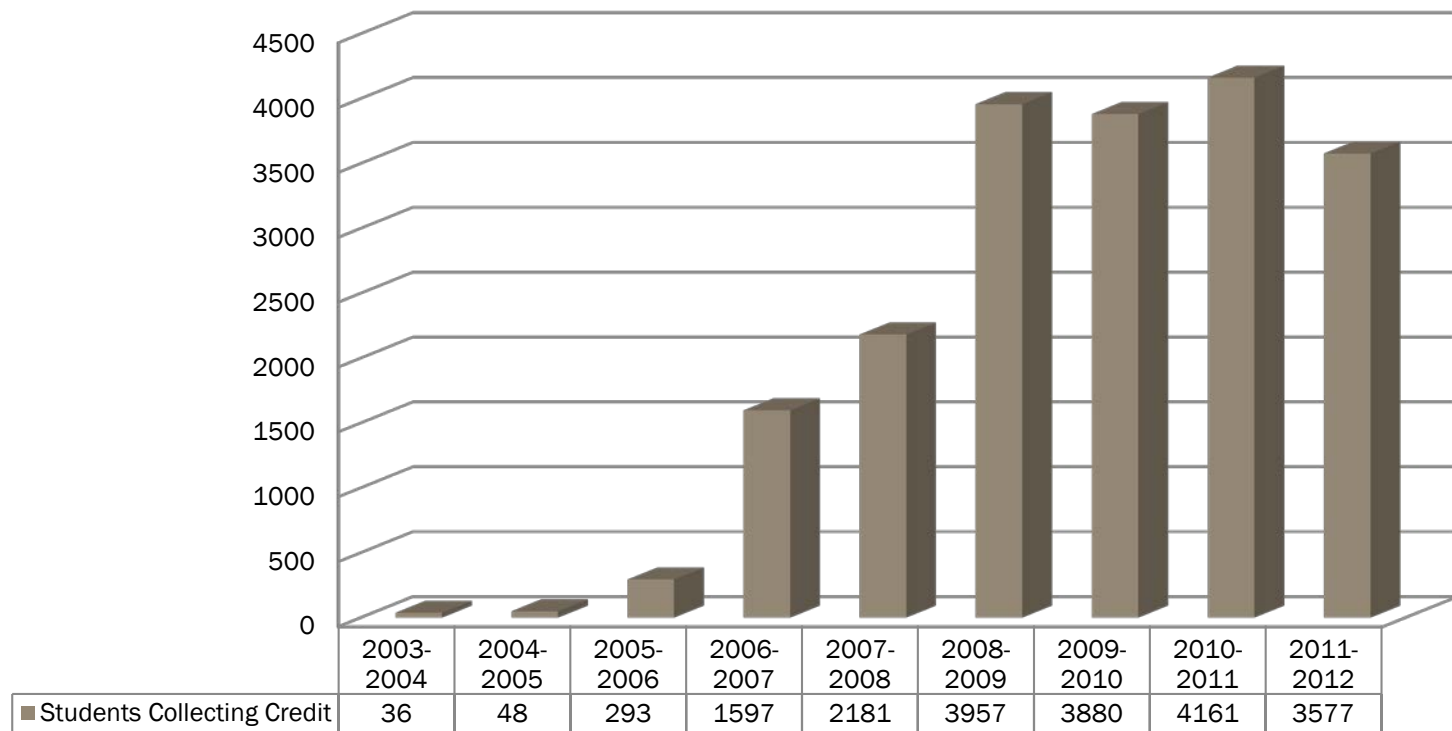


2011-2012



# Credit Collection

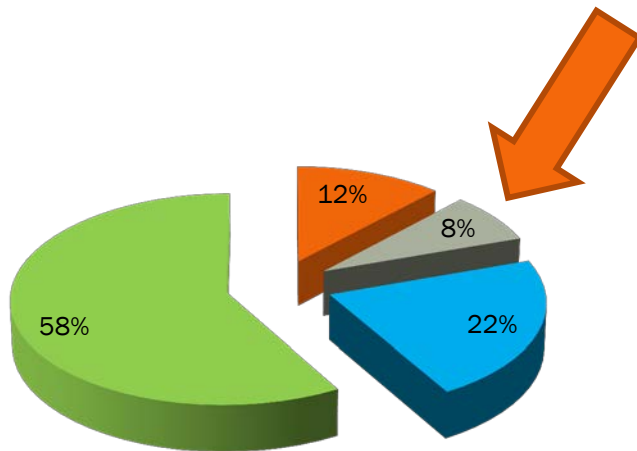
## Students Collecting Credit



One less upload report was run this summer prior to the end of the semester. In previous years a second report has been run to capture those students.

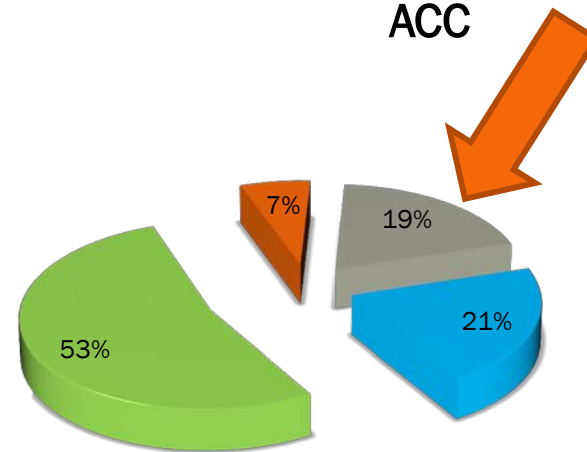
# Pathway Breakdown

2008-2009 Students Entering ACC



■ General Studies    ■ Same Pathway  
■ Undeclared Pathway    ■ Unrelated Pathway

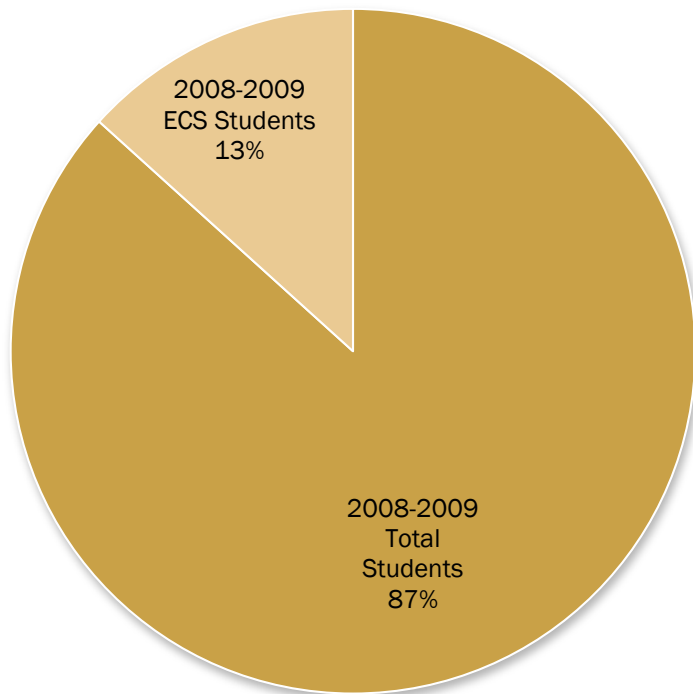
2011-2012 Students Entering ACC



■ General Studies    ■ Same Pathway  
■ Undeclared    ■ Unrelated Pathway

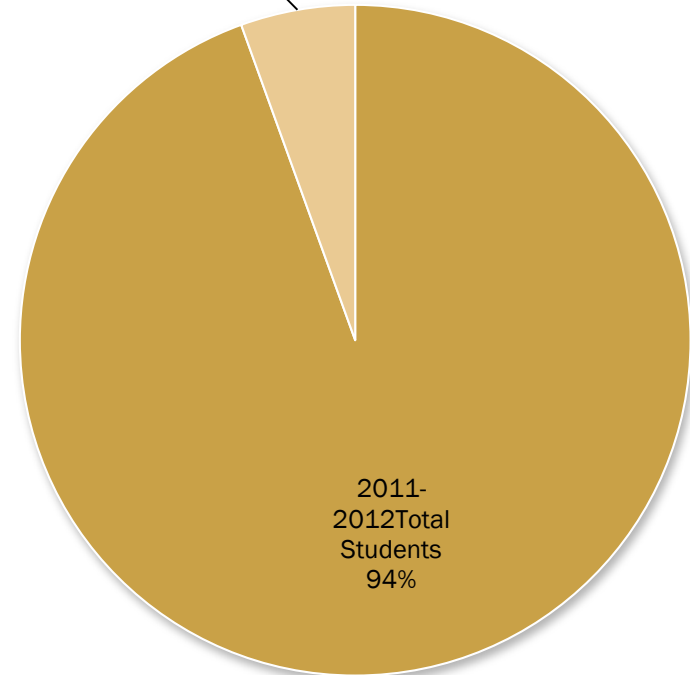
# ACCTech students also enrolled in Dual Credit

2008-2009

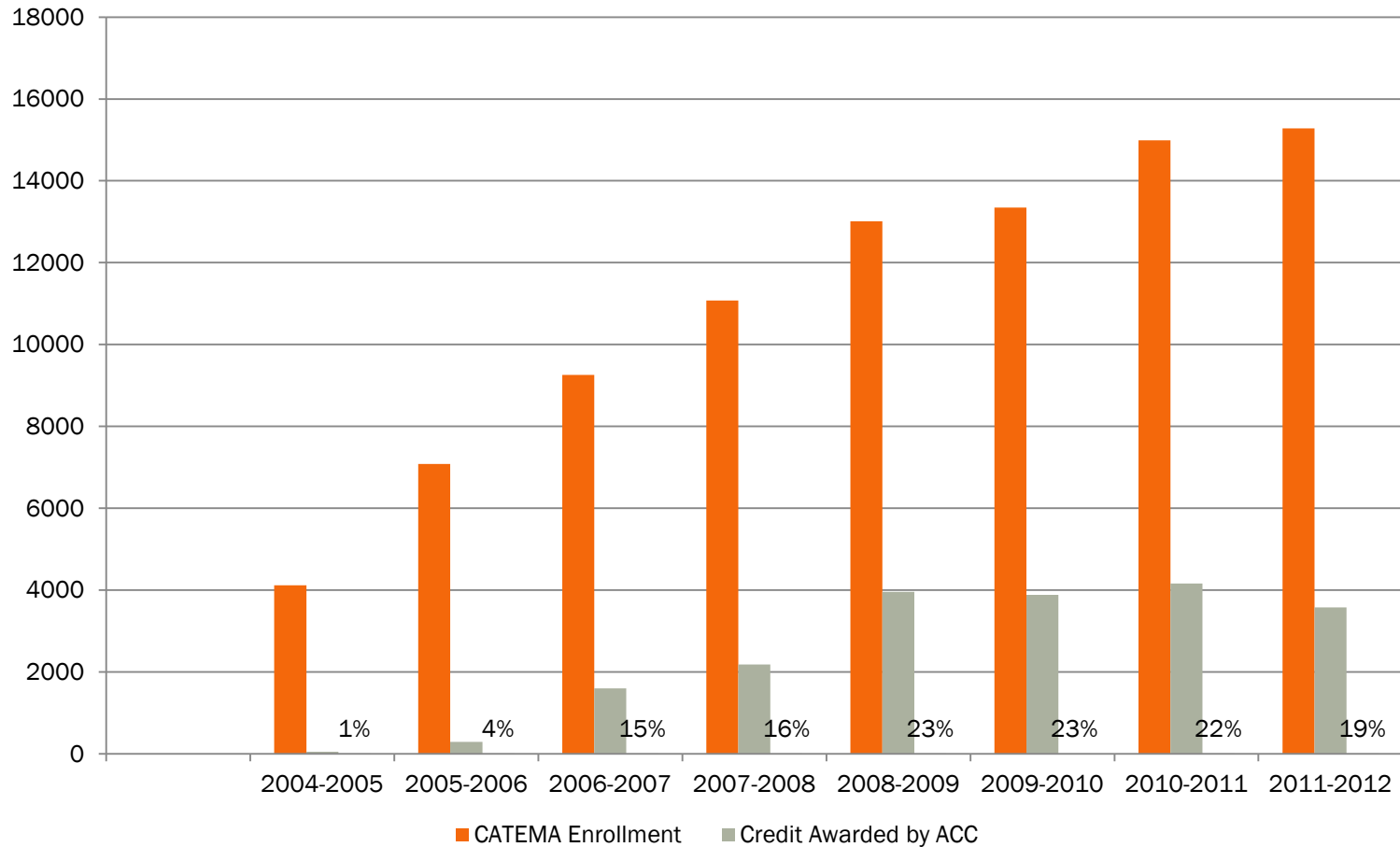


2011-2012  
ECS Students  
6%

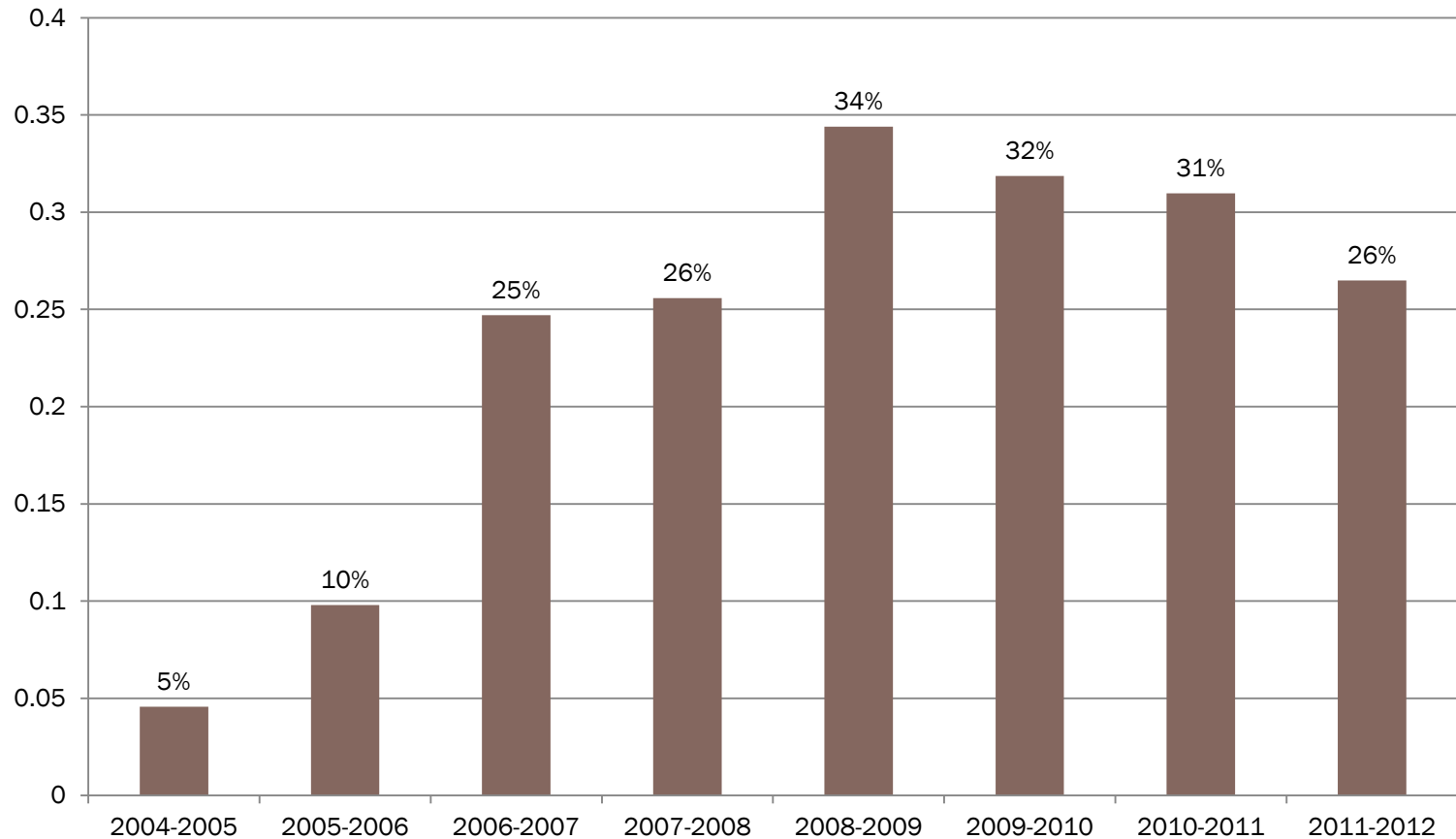
2011-2012



# Credit Collection as Percentage of Enrollment



# Credit Collection by Eligible Seniors



Eligible students includes the current year seniors and the prior two years of seniors.

# Credit Collected Summary

2011-2012 Final Report	
Students collecting credit in 2011-2012	3,577
Credit hours collected	17,145
In-District tuition per credit hour	\$52.00
Total dollars saved	\$891,540.00

# ACCTech Contact Information

Rebecca Robinson-Francis

P-16 Coordinator

512.223.7013

[rfrancis@austincc.edu](mailto:rfrancis@austincc.edu)

[www.austincc.edu/acctech/](http://www.austincc.edu/acctech/)



**2012 ACTech Credit Hours Collected by Program Area**

School District	A & E CAD	Accounting	Allied Health Science	Auto Collision Rpr & Refinishing	Automotive Technology	Biotechnology	Building Construction Technology	Child Development	Computer Technology	Computer Tech. (BCIS Only)	Criminal Justice	Culinary Arts	Electronics & Adv. Technologies	EMT	Engineering	Financial Management	Fire Protection Technology	Game Development	Hospitality	International Business	Management	Marketing	Medical Laboratory Technician	Radio, Television, and Film	Visual Communication	Vocational Nursing	Welding	Total Hours Collected 2011-2012	Total Students 2011-2012
Austin		24	196	66	28	210	119	39	191	1053		430	40	78		6	100	12	84	9	15		24	300	943	43	8	4018	800
Bastrop			4		96				12	150		80								18	27		30		16	7	12	452	92
Blanco								18		12		27													20		8	85	20
Del Valle			28		48				12	195		12	20					6					15		78	15		429	105
Dripping Springs										45																	16	61	17
Eanes		4	18			12		27	128	114		6	24												42	244		619	109
Elgin					24	12		12		138														33	140		16	375	73
Fredericksburg			42							15																	21	78	26
Georgetown		4			72	4		24		465		184				3				6	36				114		8	920	198
Hays		12	62		20			36	4	243	66	145	4					6							80	18	132	828	177
Jarrell								9		63																		72	21
Johnson City	28									18																		46	12
Lago Vista										48															8			56	18
Lake Travis									3	57			8		2							15		6	28			119	23
Leander		8	154			10		72	119	753		73	48		2	24		27	27	30	18	54	84		407	33	32	1975	402
Liberty Hill										144		33													64		28	269	68
Lockhart			4					3		9		6																22	4
Luling										45																		45	15
Manor			4							87		15													24		8	138	39
Pflugerville		44	154		84	8		72	72	600		27	20			48					24		39		304	15		1511	352
Round Rock	16	8	404		76	36		6	563	888		249	64		4	123			51	27		72	75	39	1300	45	52	4098	803
San Marcos			30		40			39	44	231		75							18						221			698	136
Smithville										21															4		4	29	8
Thrall										3																		3	1
Wimberley										147															20		32	199	58
<b>Total Hours 2011-2012</b>	<b>44</b>	<b>104</b>	<b>1100</b>	<b>66</b>	<b>488</b>	<b>292</b>	<b>119</b>	<b>357</b>	<b>1148</b>	<b>5544</b>	<b>66</b>	<b>1362</b>	<b>228</b>	<b>78</b>	<b>8</b>	<b>204</b>	<b>100</b>	<b>51</b>	<b>180</b>	<b>90</b>	<b>120</b>	<b>141</b>	<b>267</b>	<b>420</b>	<b>4015</b>	<b>197</b>	<b>356</b>	<b>17145</b>	<b>3577</b>
Total Hours 2010-2011	56	68	1018	16	608	306	-	375	1561	7233	30	1043	180	59	-	-	75		204	18	111	249	210	336	4713	201	412	19082	4161
Total Hours 2009-2010	28	-	712	7	432	183	-	237	1934	7188	54	995	296	32	-	-	-		150	-	-	282	150	315	3713	159	200	17067	3880
Total Hours 2008-2009	20	12	582	6	412	312	-	51	2097	6903	30	962	256	101	-	-	108		249	-	-	225	108	285	3152	172	456	16514	3958
Total Hours 2007-2008	32	12	290	-	196	168	-	-	948	3714	42	666	164	60	-	-	90		111	-	-	117	39	129	1584	78	292	8735	2181
Total Hours 2006-2007	216	188	210	-	108	138	-	-	644	2376	27	642	108	6	-	-	-		174	-	-	120	192	24	1092	35	204	6504	1597
Total Hours 2005-2006	124	120	16	-	24	27	-	-	363	-	3	201	36	-	-	-	-		33	-	-	39	46	-	137	-	56	1225	293
Total Hours 2004-2005	72	-	-	-	-	21	-	-	54	-	39	7	24	-	-	-	-		-	-	-	12	5	-	20	-	-	254	48

## Students Collecting ACCTech Credits at ACC

School District	High School	2003-4	2004-5	2005-6	2006-7	2007-8	2008-9	2009-10	2010-2011	2011-2012
Austin	Akins				10	21	73	79	90	112
	Anderson				22	51	84	93	148	151
	Austin				15	42	81	78	87	93
	Bowie				81	170	237	164	187	160
	Crockett				16	30	44	68	55	92
	Eastside						1	0	1	0
	Garza						1	0	0	0
	Johnston				7	2	12	9	0	1
	Lanier				17	34	77	51	28	3
	LASA								6	6
	LBJ				2	18	25	12	20	6
	McCallum				16	28	44	38	55	80
	Premeir									1
Reagan				2	1	3	8	17	27	
Travis				8	17	70	89	70	68	
<b>Austin Total</b>		<b>7</b>	<b>5</b>	<b>34</b>	<b>196</b>	<b>414</b>	<b>752</b>	<b>689</b>	<b>764</b>	<b>800</b>
Bastrop		0	3	1	44	65	100	94	146	92
Blanco		0	0	0	0	0	0	9	19	20
Del Valle		0	0	0	5	7	54	109	123	105
Dripping Springs		0	0	0	3	13	36	20	27	17
Eanes		3	0	11	134	128	194	133	167	109
Elgin		3	2	9	22	26	73	63	76	73
Fredericksburg		0	0	0	17	62	71	34	30	26
Georgetown		1	11	49	170	191	266	269	279	198
Hays	Jack C. Hays	2	12	12	62	51	101	85	114	110
	Lehman	0	0	0	0	19	38	49	64	67
<b>Hays Total</b>					<b>70</b>	<b>139</b>	<b>134</b>	<b>178</b>	<b>177</b>	
Jarrell		0	0	0	0	1	14	26	26	21
Johnson City		0	0	0	7	14	14	4	4	12
Lago Vista		2	0	0	8	26	44	24	19	18
Lake Travis		0	0	12	82	125	177	188	65	23
Leander	Cedar Park				185	156	306	223	259	188
	Leander				136	102	132	162	104	16
	Rouse									1
	Vista Ridge				28	121	244	244	273	197
<b>Leander Total</b>		<b>7</b>	<b>7</b>	<b>122</b>	<b>349</b>	<b>379</b>	<b>682</b>	<b>629</b>	<b>636</b>	<b>402</b>
Lexington		0	0	0	0	2	2	5	4	0
Liberty Hill		0	0	0	53	41	81	67	68	68
Lockhart		0	1	0	22	39	78	76	55	4
Luling						1	3	4	9	15
Manor		4	2	5	12	18	60	44	52	39
Pflugerville	Connally				21	46	91	78	112	110
	Hendrickson				28	45	96	93	94	87
	Pflugerville				51	65	117	152	120	155
<b>Pflugerville Total</b>		<b>0</b>	<b>0</b>	<b>10</b>	<b>100</b>	<b>156</b>	<b>304</b>	<b>323</b>	<b>326</b>	<b>352</b>
Round Rock	Cedar Ridge									1
	McNeil				123	139	283	261	231	172
	Round Rock				83	100	179	173	216	181
	Stony Point				68	70	160	208	297	284
	Westwood				18	30	73	103	150	165
<b>Round Rock Total</b>		<b>7</b>	<b>5</b>	<b>28</b>	<b>292</b>	<b>339</b>	<b>695</b>	<b>745</b>	<b>894</b>	<b>803</b>
San Marcos		0	0	0	19	55	92	131	130	136
Smithville							3	12	14	8
Thrall		0	0	0	0	1	2	2	3	1
Wimberley		0	0	0	0	8	21	46	47	58
<b>Total Students Collecting Credit</b>		<b>36</b>	<b>48</b>	<b>293</b>	<b>1597</b>	<b>2181</b>	<b>3957</b>	<b>3880</b>	<b>4161</b>	<b>3577</b>