

Section 7

Continuing Education

This section can be used for finding:

- *information on continuing education programs.*
- *which organizations offer service and training through community partnerships.*
- *headcount and enrollment statistics on continuing education students.*

Contents

Overview	109
Academic Year 2002 Programs	110
Community Partnerships	110
Annual Headcount by Age	111
Annual Headcount by Gender	112
Annual Headcount by Ethnicity	113
Annual Headcount by Zip Code	114
Annual Headcount by Zip Code Map	117
Course Enrollment by Location	118
Course Enrollment by Program Area	119

Useful Terms

Annual Headcount - the number of students enrolled in one or more courses with each student counted only once for the year.

Course Enrollment - the number of students enrolled in a course.

Continuing Education Overview

Continuing Education programs at Austin Community College are conducted in the following areas:

Community Programs provides life long training over a wide range of areas. Although vocational training is a major portion of the class offerings, there are a variety of other programs offered through partnerships with community organizations as well as a wide range of programs that promote lifelong learning ranging from the Summer Youth Programs for children as young as 5 to the Senior Academy which offers programs focused on the learning and recreational needs of the community's senior population. Community Programs' offerings change as the needs and interests of the community change.

Customized Training provides contract training, job profiling, and assessment services to organizations and businesses to improve the job performance and productivity of their employees. Training programs are tailored to the needs of the organization and/or industry and can be delivered on-site, at the College, in a virtual classroom, or to the desktop.

The Health Professions Institute, the area's major provider of training for the health care industry, specializes in courses for both the practicing health care professional as well as for those just entering the health care workforce. The Institute is staffed by experienced health care professionals who understand the training and education needs of other health care professionals. The Health Professions Institute served over 2,920 students in its first year of operation through 496 course offerings. Many training opportunities are available over the Internet.

The Austin Small Business Development Center (SBDC) works with existing and start-up companies to assist them in growing and competing in today's global economy. The SBDC is available for small companies and entrepreneurs in every phase of the business life cycle, helping entrepreneurs and small business owners make sound business decisions and succeed. The resulting improvement in business performance leads to job creation, investments, and economic growth for communities all across South Texas. The professional staff of counselors, trainers, and researchers provides comprehensive, confidential business counseling services that are prepaid by federal taxes. The SBDC is funded in part by the US Small Business Administration and Austin Community College. The Austin SBDC serves 12 counties within the South-West Texas Border SBDC.

Workforce Continuing Education provides both job entry preparation and professional continuing education courses designed to meet the training and education needs of employers, the current workforce, and the emerging worker. Workforce Continuing Education also houses the High Technology Institute that provides skills and certifications in the latest technical programs and processes. Registrations for these technical programs totaled over 15,000 last year. Classes are taught in both the traditional classroom setting and through online offerings and other distance learning opportunities.

Source: Office of Continuing Education

Continuing Education Academic Year 2002 Programs

Community Programs

- Adventure Programs
- Arts and Crafts
- Senior Academy
- Summer Youth Programs
- Assessment Test Preparation
- Culture
- Driving Safety
- Financial Programs
- Music
- Personal Enrichment
- Photography
- Sports and Recreation
- Trips and Tours
- Writing
- Alcohol Servers Certification

Health Professions Institute

- Basic Certificates
- Advanced Certificates
- Special Certificates
- Independent Study Courses
- Professional Continuing Health Care Education
- Outdoor/Rescue Courses
- Allied Health Care Courses

Customized Training

- Contract Classes for Business and Industry

Small Business Development Center

- Business Development Courses and Seminars
- Accounting and Bookkeeping
- Annual Company Checkup
- Business Planning
- Capital Acquisition
- Cash Flow
- Financial Analysis
- Financing and Loan Proposals
- Franchising
- Government Contracting
- Human Resources
- Technology Commercialization
- Product Development/Engineering

Workforce Continuing Education

- Career Advancement Courses
- High Technology Institute
- Job Entry Preparation Training
- Language Training
- Management and Supervision Courses
- Professional Continuing Education
- Apprenticeship and Journeyworker Training

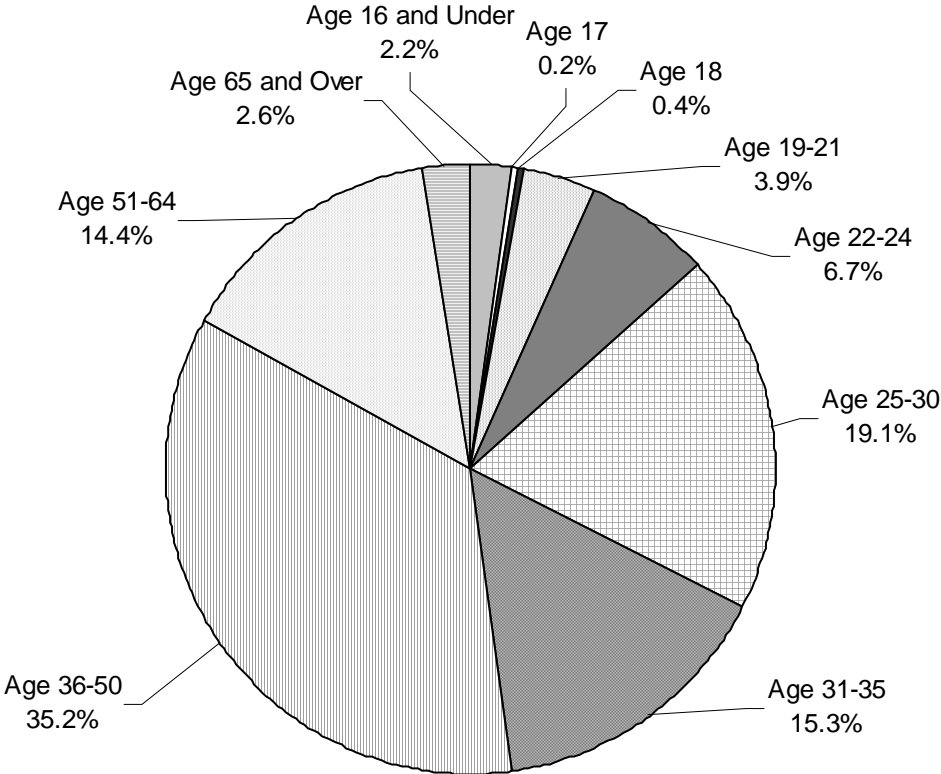
Community Partnerships

Continuing Education welcomes partnerships that provide service and training to the community. Examples of community partnerships currently in place are:

State Theatre School of Acting
International Schools Professional Driver Training
ACT Training Center
Austin Quality Institute
BassMaster University
Entertech
Zig Ziglar Courses
Armstrong Community Music School of the Austin Lyric Opera

Source: Office of Continuing Education

**Continuing Education
Annual Headcount by Age
Academic Year 2001**

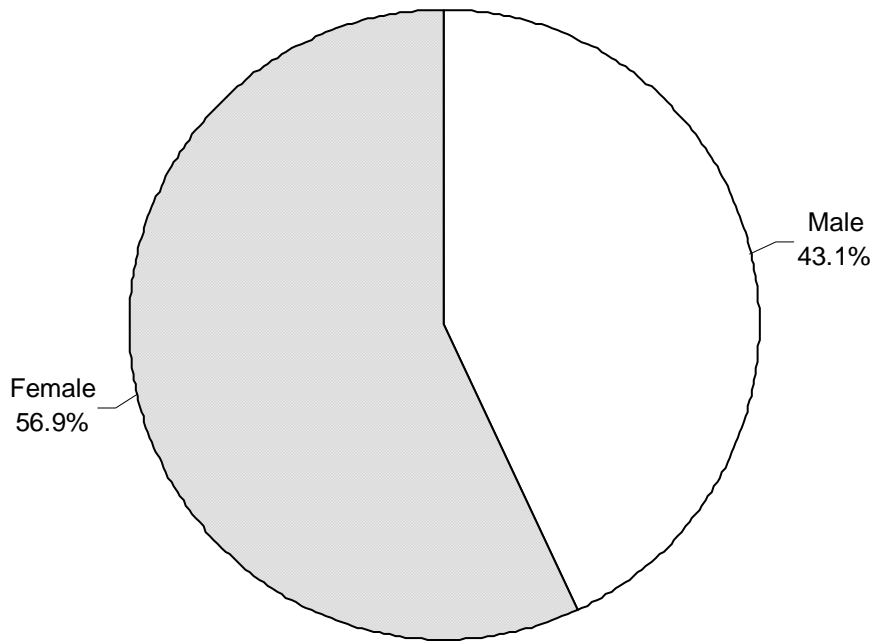


Age	2000-01	Percent of Total
16 and Under	275	2.2%
17	30	0.2%
18	56	0.4%
19-21	494	3.9%
22-24	841	6.7%
25-30	2,411	19.1%
31-35	1,923	15.3%
36-50	4,431	35.2%
51-64	1,814	14.4%
65 and Over	329	2.6%
TOTAL	12,604	

NOTE: Percents may not add to 100 due to rounding.

Source: Office of Continuing Education

**Continuing Education
Annual Headcount by Gender
Academic Year 2001**

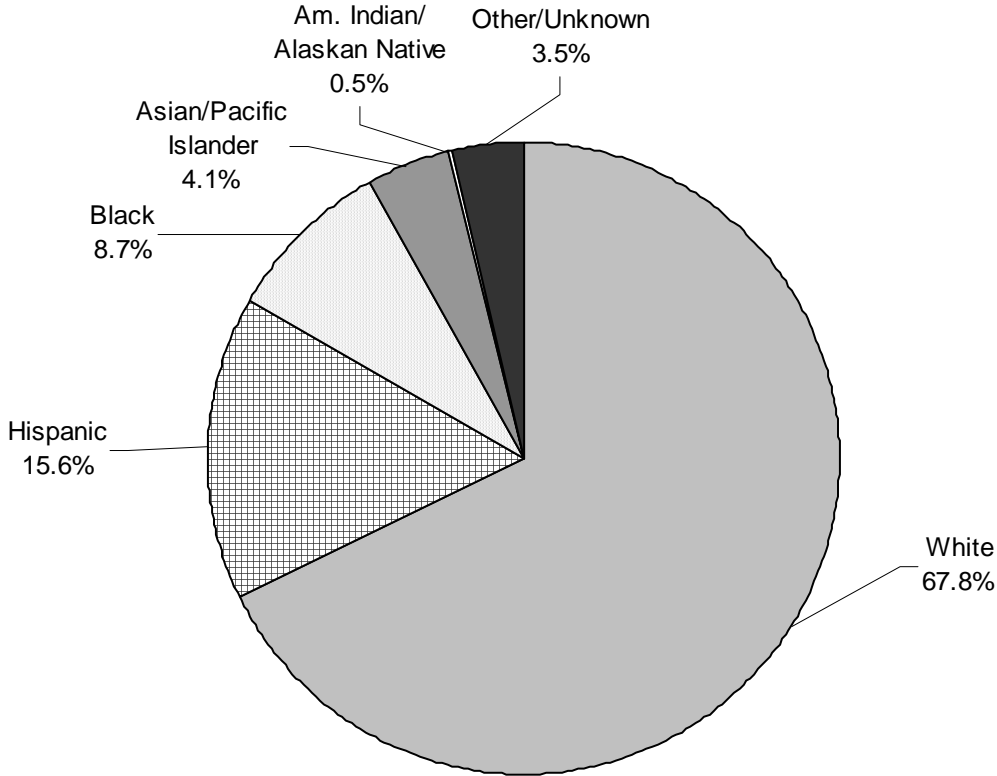


Gender	2000-01	Percent of Total
Male	5,437	43.1%
Female	7,167	56.9%
TOTAL	12,604	

NOTE: Percents may not add to 100 due to rounding.

Source: Office of Continuing Education

**Continuing Education
Annual Headcount by Ethnicity
Academic Year 2001**



Ethnicity	2000-01	Percent of Total
White	8,540	67.8%
Hispanic	1,960	15.6%
Black	1,091	8.7%
Asian/Pacific Islander	513	4.1%
Am. Indian/Alaskan Native	61	0.5%
Other/Unknown	439	3.5%
TOTAL	12,604	

NOTE: Percents may not add to 100 due to rounding.

Source: Office of Continuing Education

**Continuing Education
Annual Headcount by Zip Code
Academic Year 2001**

Region	Zip Code	2000-01
Austin, Central		
Austin	78701	108
Austin	78703	169
Austin	78705	186
Austin	78712	1
Austin	78751	166
Austin	78752	188
Austin	78756	113
Austin	78757	299
Total		1,230
% of Grand Total		9.8%
Austin, East		
Austin	78702	145
Austin	78721	60
Austin	78722	83
Austin	78723	269
Total		557
% of Grand Total		4.4%
Austin, North		
Austin	78727	317
Austin	78728	162
Austin	78758	627
Total		1,106
% of Grand Total		8.8%
Austin, Northwest		
Austin	78726	55
Austin	78730	37
Austin	78731	277
Austin	78750	184
Austin	78759	602
Total		1,155
% of Grand Total		9.2%

Region	Zip Code	2000-01
Austin/Travis County, South		
Manchaca	78652	37
Austin	78704	654
Austin	78745	656
Austin	78748	279
Total		1,626
% of Grand Total		12.9%
Austin/Travis County, Southeast		
Del Valle	78617	76
Austin	78719	15
Austin	78741	367
Austin	78742	11
Austin	78744	262
Austin	78747	50
Total		781
% of Grand Total		6.2%
Austin/Travis County, Southwest		
Austin	78735	92
Austin	78736	69
Austin	78739	64
Austin	78746	201
Austin	78749	268
Total		694
% of Grand Total		5.5%

NOTE: Headcount is based on zip code data as reported and entered in the ACC database. Zip code regions are based on definitions developed by ACC administration.

Source: Office of Continuing Education

7. CONTINUING EDUCATION

Continuing Education
Annual Headcount by Zip Code (continued)
Academic Year 2001

Region	Zip Code	2000-01	Region	Zip Code	2000-01
Bastrop County*			Caldwell County*		
Bastrop	78602	84	Dale	78616	34
Cedar Creek	78612	49	Lockhart	78644	126
Elgin	78621	95	Luling	78648	13
McDade	78650	7	Martindale	78655	7
Paige	78659	15	Maxwell	78656	9
Red Rock	78662	8	Total		189
Rosanky	78953	6	% of Grand Total		1.5%
Smithville	78957	26			
Total		290	Cedar Park/Leander		
% of Grand Total		2.3%	Cedar Park	78613	317
			Leander	78641	157
			Liberty Hill	78642	38
			Total		512
			% of Grand Total		4.1%
Blanco County*			Georgetown/North Williamson County		
Blanco	78606	7	Florence	76527	17
Hye	78635	1	Granger	76530	6
Johnson City	78636	16	Jarrell	76537	2
Round Mountain	78663	1	Georgetown	78626	116
Total		25	Georgetown	78628	152
% of Grand Total		0.2%	Total		293
			% of Grand Total		2.3%
Burnet County*			Gillespie County*		
Bertram	78605	24	Doss	78618	1
Burnet	78611	22	Fredericksburg	78624	20
Marble Falls	78654	32	Stonewall	78671	1
Total		78	Willow City	78675	1
% of Grand Total		0.6%	Total		23
			% of Grand Total		0.2%

* These numbers do not represent total headcount for the county due to zip codes that span more than one county.

NOTE: Headcount is based on zip code data as reported and entered in the ACC database. Zip code regions are based on definitions developed by ACC administration.

Source: Office of Continuing Education

**Continuing Education
Annual Headcount by Zip Code (continued)
Academic Year 2001**


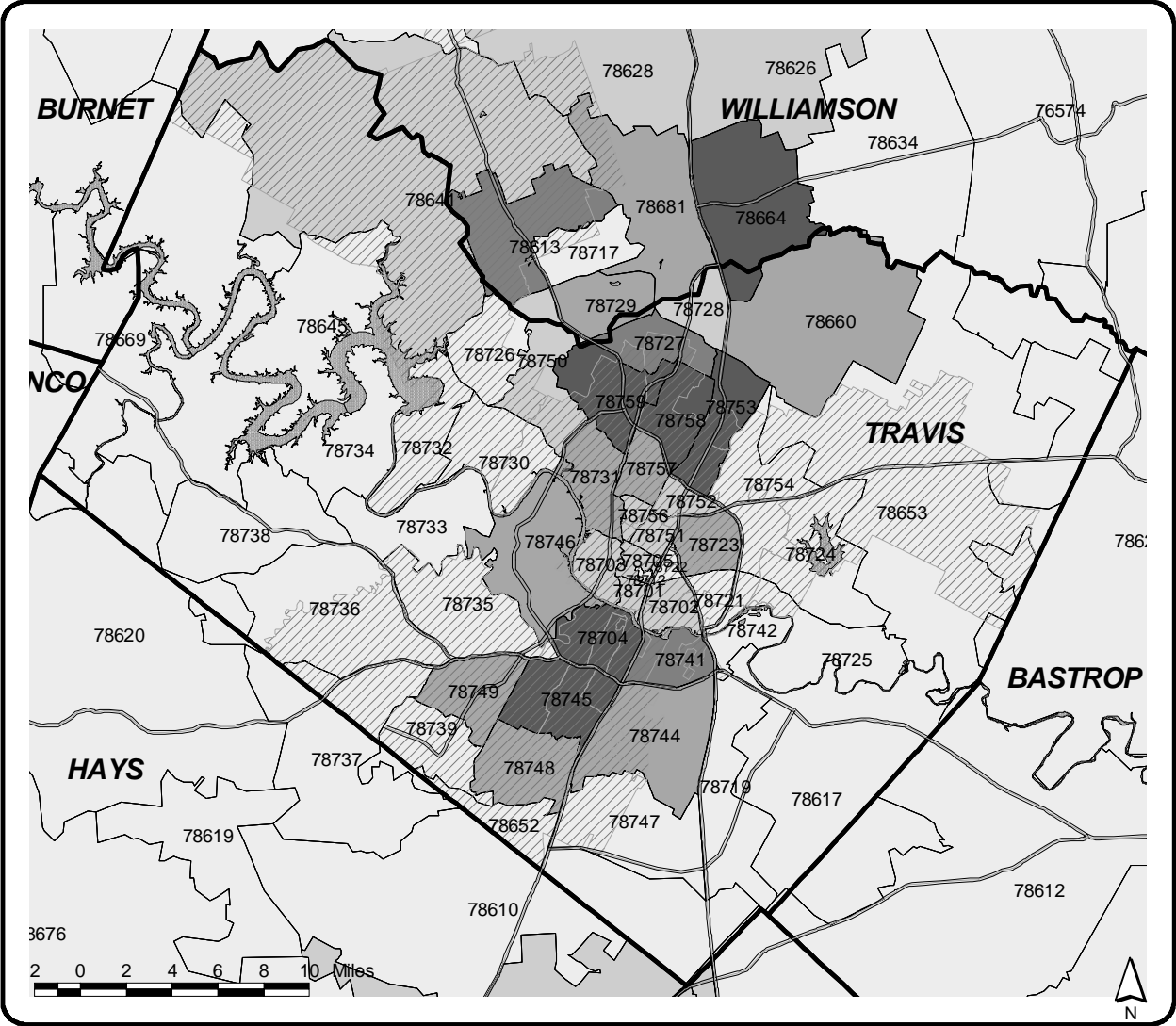
Region	Zip Code	2000-01	Region	Zip Code	2000-01
Hays County*			Taylor/Hutto/East Williamson County		
Buda	78610	83	Taylor	76574	63
Driftwood	78619	15	Thrall	76578	6
Dripping Springs	78620	61	Coupland	78615	9
Kyle	78640	143	Hutto	78634	33
San Marcos	78666	176	Total		111
Wimberley	78676	45	% of Grand Total		0.9%
Austin	78737	57			
Total		580	West Travis County		
% of Grand Total		4.6%	Leander	78645	46
			Spicewood	78669	38
Manor/East Travis County			Austin	78732	19
Manor	78653	45	Austin	78733	58
Austin	78724	90	Austin	78734	95
Austin	78725	42	Austin	78738	28
Total		177	Total		284
% of Grand Total		1.4%	% of Grand Total		2.3%
			Other/Unknown		
Pflugerville/Northeast Travis County					1,197
Pflugerville	78660	259	% of Grand Total		9.5%
Austin	78753	434			
Austin	78754	67	Grand Total		
Total		760			12,604
% of Grand Total		6.0%			
Round Rock					
Round Rock	78664	442			
Round Rock	78681	220			
Austin	78717	60			
Austin	78729	214			
Total		936			
% of Grand Total		7.4%			

* These numbers do not represent total headcount for the county due to zip codes that span more than one county.

NOTE: Headcount is based on zip code data as reported and entered in the ACC database. Zip code regions are based on definitions developed by ACC administration.

Source: Office of Continuing Education

**Continuing Education
Annual Headcount by Zip Code Map
Academic Year 2001**



NOTE: Headcount is based on zip code data as reported and entered in the ACC database.

Source: Office of Continuing Education

**Continuing Education
Course Enrollment by Location
Academic Year 2001**

Location	2000-01	Percent of Total
Akins High School	83	0.3%
Austin Recreation Center	195	0.7%
Bedichek Middle School	34	0.1%
Bob Wentz Park at Windy Point	8	0.0%
Child Incorporated	122	0.5%
Cooper Elementary School	53	0.2%
Cowan Elementary School	36	0.1%
Cypress Creek	363	1.4%
Downtown Education Center	2,406	9.1%
Eastview Campus	327	1.2%
Fredericksburg	37	0.1%
Georgetown High School	41	0.2%
Highland Business Center	15,073	56.9%
Marble Falls High School	33	0.1%
Northridge	609	2.3%
Offsite	3,272	12.4%
Open Campus	3	0.0%
Pinnacle	732	2.8%
Ridgetop Elementary School	53	0.2%
Rio Grande	247	0.9%
Riverside	1,796	6.8%
Scuba Point	26	0.1%
Skill Center	380	1.4%
State Theater School of Acting	121	0.5%
Taylor Fire Academy	42	0.2%
Texas Dept. of Insurance	15	0.1%
Texas Workers' Compensation Commission	43	0.2%
Twisted Oaks Farms	8	0.0%
Wackenhut Correctional Facility	185	0.7%
Williamson County Workforce	132	0.5%
Winn Elementary School	1	0.0%
TOTAL	26,476	

NOTE: Students who enroll in more than one course are counted once for each course. Percents may not add to 100 due to rounding.

Source: Office of Continuing Education

**Continuing Education
Course Enrollment by Program Area
Academic Year 2001**

Program Area	2000-01	Percent of Total
Apprenticeship	1,896	7.2%
Austin Quality Institute	80	0.3%
Business Development	547	2.1%
Community Programs	3,549	13.4%
Computer Applications and Web Development	10,871	41.1%
Health Professions Institute	3,598	13.6%
Independent Study	144	0.5%
Job Entry Preparation	1,879	7.1%
Management and Supervision	390	1.5%
Professional Continuing Education	2,512	9.5%
Senior Academy	210	0.8%
Technical Certification Programs	556	2.1%
Truck Driving	244	0.9%
TOTAL	26,476	

NOTE: Program area enrollment does not include Customized Training. Students who enroll in more than one course are counted once for each course. Percents may not add to 100 due to rounding.

Source: Office of Continuing Education