

Section 3

Credit Programs

This section can be used for finding:

- *programs of study offered at ACC.*
- *student headcount, enrollment, contact hours, and semester credit hours broken out by dean area and location.*

Contents

Programs of Study	25
Associate of Arts (AA) Programs	25
Associate of Science (AS) Programs	25
Associate of Applied Science (AAS) Programs	26
Certificate Programs	27
Student Headcount in Credit Programs	29
Student Headcount in Credit Programs by County Map	30
Contact Hours	31
Semester Credit Hours	31
Student Headcount, Course Enrollment, and Contact Hours by Location	32
Telecommunicated Course Enrollment and Contact Hours	33
Contact Hours by Academic/Workforce Area	34
Annual Contact Hours by Dean Area	35
Course Enrollment	36
Academic Areas	36
Workforce Areas	38
Semester Credit Hours	40
Academic Areas	40
Workforce Areas	42
Contact Hours	44
Academic Areas	44
Workforce Areas	46

Useful Terms

Contact Hour - an instructional unit of time in which a student has contact with an instructor; includes both lecture and laboratory time.

Course Enrollment - the number of students enrolled in a course.

Headcount - the number of students enrolled in one or more courses.

Programs of Study Fall 2002

The educational programs of Austin Community College include workforce programs and academic/transfer courses. The workforce programs are designed to meet the increasing demand for skilled technicians and paraprofessionals for employment in industry and business. ACC awards both associate of applied science (AAS) degrees and certificates in workforce programs. Associate of arts (AA) and associate of science (AS) degrees are awarded as transfer degrees and correspond to the first two years of a baccalaureate program at four-year institutions.

The programs and program areas in which Austin Community College offers courses include the following:

Associate of Arts (AA) Programs

Anthropology
Art
Creative Writing
Dance
Drama
Economics
English
Foreign Language
General Studies in Liberal Arts
General Studies

- Early Childhood Education
- Grade 4 - 8 Certification

Geography
Government
History
Journalism
Music
Philosophy
Psychology
Radio-Television-Film
Social Work
Sociology
Speech

Associate of Science (AS) Programs

Biology
Business Administration
Chemistry
Computer Science
Engineering
General Studies in Science
Geology
Health
Kinesiology
Mathematics
Physical Science
Physics
Pre-Dental/Pre-Medical/Pre-Pharmacy/Pre-Veterinary

Associate of Applied Science (AAS) Programs

Accounting

- Accounting Specialist
- Accounting Technician
- Professional Accountant

Automotive Technology

Biotechnology

Building Construction Technology

- Construction Management

Child Development

- Child Development
- Child Development Tech Prep

Commercial Music Management

Computer Information Technology

- Computer Programming
- Local Area Network Systems Network Administration
- Microcomputer Applications Support

Criminal Justice

- Corrections
- Law Enforcement

Culinary Arts

Digital Publishing & Graphics Technology

- Printing & Desktop Publishing Production
- Printing Advanced Technology Tech Prep
- Printing Management

Electronics

- Computer Electronics/Telecommunications
- Engineering Technology
- Robotics/Instrumentation & Control Technology
- Semiconductor Manufacturing Technology
- Technician

Emergency Medical Services Technology

Engineering Design Graphics

- Architectural Specialty
- Electronic Graphics Specialty
- Interdisciplinary Specialty
- Mechanical Specialty

Environmental Technology

Financial Management & Mortgage Banking

- Mortgage Banking

Fire Protection Technology

Geomatics/Land Surveying Technology

Heating, Air Conditioning, & Refrigeration Technology

Hospitality Management

- Baccalaureate Prep Specialization
- Hotel Specialization
- Meeting Management & Events Specialization
- Restaurant Specialization

Human Services

- Addictions Counseling
- General Human Services
- Interpreter Preparation Program
- Therapeutic Recreation

Jewelry

Legal Assistant

Management

Marketing

- Fashion Merchandising
- Marketing

Medical Laboratory Technology

Nursing

- Nursing Mobility Track
- Nursing Traditional Track

Occupational Therapy Assistant

Office Administration

- Administrative Assistant
- Legal Administrative Assistant
- Medical Administrative Assistant

Personal Fitness Trainer

Photographic Technology

- Advertising/Fashion Focus
- People/Portrait Focus

Physical Therapist Assistant

Quality Assurance

- Quality Management & Technology

Radiology

Real Estate

- Real Estate Brokers' Licensing

Sonography

- Diagnostic Cardiac Sonography (Echocardiography)
- Diagnostic Medical Sonography

Surgical Technology

Technical Communications

Travel & Tourism

Visual Communication Design

Welding Technology

- Art Metals
- Code Welding
- Code Welding - US Navy/Tech-Prep

Source: Office of Admissions & Records

Certificate Programs

Accounting

- Accounting Clerk

Automotive Technology

- Automotive Brake & Suspension Specialist
- Automotive Drive Train Specialist
- Automotive Engine Performance Specialist
- Automotive Heating & Air Conditioning Specialist
- Enhanced Skills Certificate
- Automotive Technician
- Marine Engine Repair
- Motorcycle Repair
- Small Engine Repair

Biotechnology

Building Construction Technology

- Carpentry
- Woodworking

Child Development

- Child Development
- Enhanced Skills Certificate

Computer Information Technology

- Computer Information Technology Database
- Computer Programming C++ Track
- Computer Programming Java Track
- Local Area Network Systems Network Administration
- Web Developer Specialist

Criminal Justice

- Texas Peace Officer Sequence

Culinary Arts

- Basic Certificate
- Culinarian Certificate

Digital Publishing & Graphics Technology

- Desktop Publishing
- Printing Prepress
- Printing Production

Electronics

- Computer Electronics/Telecommunications
- Computer Electronics/Telecommunications Basic Certificate
- Engineering Technology
- Robotics/Instrumentation & Control

Technology

- Semiconductor Manufacturing Technology Specialist
- Technician

Emergency Medical Services Technology

- EMT Intermediate Certificate
- EMT Paramedic Certificate

Engineering Design Graphics

- Engineering Design Graphics
- Integrated Circuit Layout & Design Specialization

Environmental Technology

- Advance Technical Certificate

Financial Management & Mortgage Banking

- Mortgage Banking

Fire Protection Technology

- Firefighter

Geomatics/Land Surveying Technology

Heating, Air Conditioning, & Refrigeration Technology

Hospitality Management

- Hospitality Management
- Meeting Planning

Human Services

- Addictions Counseling
- American Sign Language Studies
- Interpreter Preparation Program
- Therapeutic Recreation

International Business

Legal Assistant (Advanced Certificate)

Management

- Administrative Management Advanced Certificate
- Management Specialities Small Business

Marketing

- Fashion Merchandising Basic Skills Cert.
- Marketing Basic Skills Certificate
- Marketing Enhanced Skills Certificate

Medical Coding

- Medical Coding Specialist

Nursing (Vocational)

Certificate Programs (continued)

Office Administration

- Administrative Assistant
- Legal Administrative Assistant
- Medical Administrative Assistant
- Medical Office Assistant
- Office Assistant
- Software Applications Specialist

Personal Fitness Trainer

Pharmacy Technician

Photographic Technology

- Photographers Assistant
- Photographic Artist

Quality Assurance

- Quality Management & Technology

Radio-Television-Film

- Industrial Video Certificate
- Industrial Video Production Management

Radiology

- Cardiovascular-Interventional Radiology
- Computerized Tomography
- Magnetic Resonance Imaging

Real Estate

Sonography

- Diagnostic Cardiac Sonography
(Echocardiography)
- Diagnostic Medical Sonography

Surgical Technology

Technical Communications

Travel & Tourism

Visual Communication Design

- Applied Multimedia Technology
- Design for the World Wide Web - Enhanced
Skills Certificate

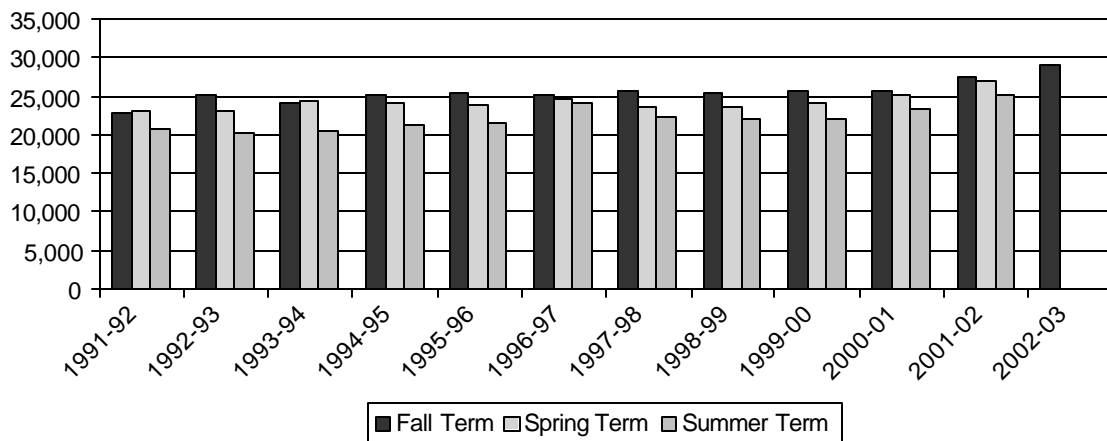
Welding Technology

- Art Metals
- Inspection
- Metal Sculpture
- Pipe Welding
- Plate Welding
- Ultrahigh Purity Piping

3. CREDIT PROGRAMS

Student Headcount in Credit Programs Academic Years 1974 - 2003

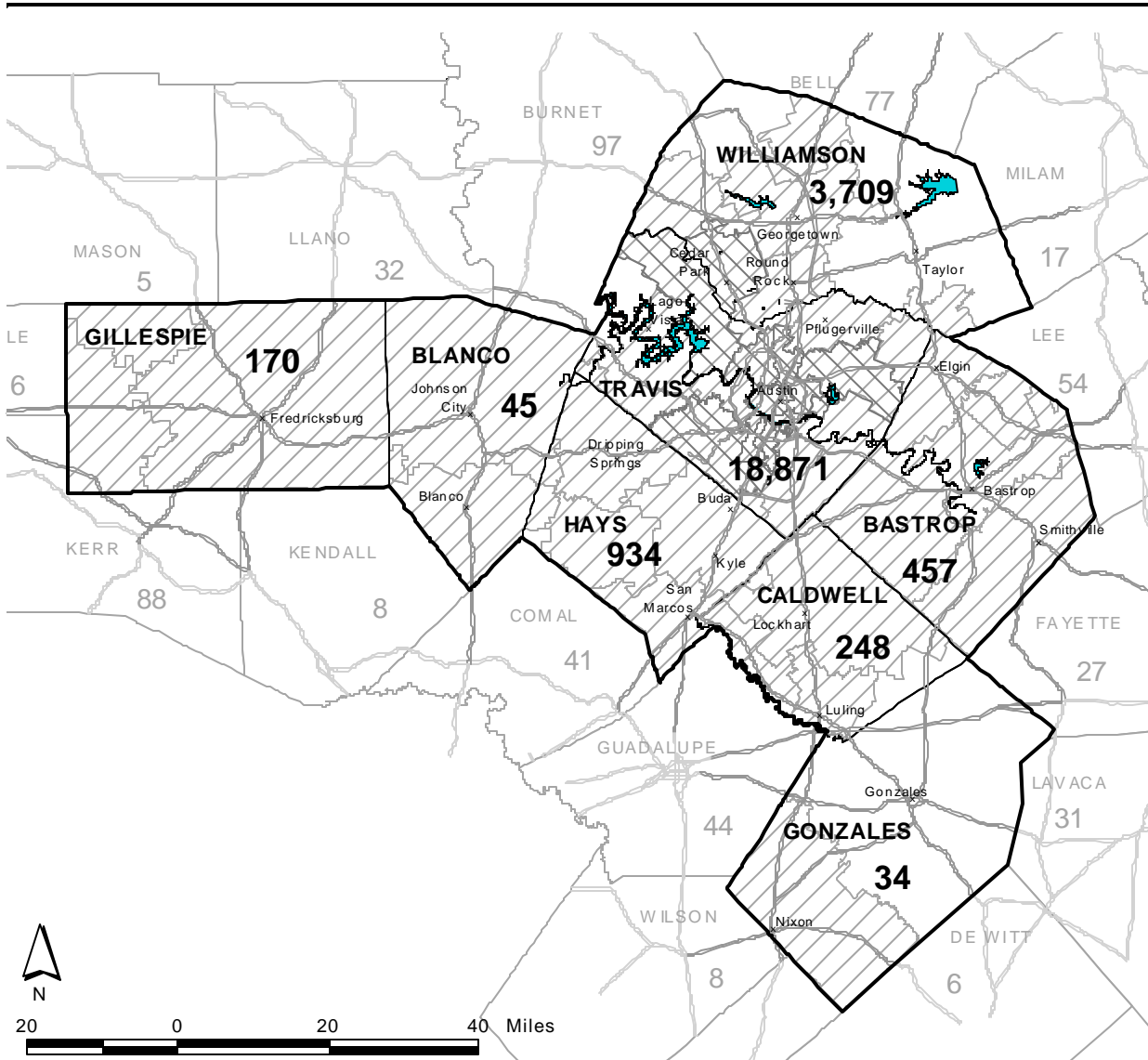
Academic Year	Fall Term	Spring Term	Summer Term
1973-74	1,793	2,809	1,916
1974-75	4,684	5,465	3,782
1975-76	6,688	6,151	4,332
1976-77	6,495	6,727	4,405
1977-78	7,770	7,904	6,128
1978-79	9,140	9,109	7,453
1979-80	11,036	10,763	8,620
1980-81	12,537	12,735	9,274
1981-82	13,158	12,740	11,183
1982-83	15,371	14,797	11,232
1983-84	16,674	16,227	12,001
1984-85	17,807	17,615	12,770
1985-86	17,549	16,347	13,964
1986-87	18,340	17,020	14,937
1987-88	19,905	18,460	16,449
1988-89	21,378	20,598	19,352
1989-90	23,067	22,702	19,302
1990-91	24,009	22,054	19,272
1991-92	23,048	23,236	20,896
1992-93	25,275	23,241	20,478
1993-94	24,236	24,433	20,679
1994-95	25,276	24,241	21,363
1995-96	25,618	23,919	21,606
1996-97	25,174	24,768	24,159 *
1997-98	25,796	23,833	22,348
1998-99	25,609	23,720	21,994
1999-00	25,914	24,099	22,172
2000-01	25,856	25,048	23,575
2001-02	27,577	26,902	25,263
2002-03	29,156		



* Includes spring flex headcount.

Source: THECB Certified Reports

Student Headcount in Credit Programs by County Map Fall 2002



Source: THECB Certified Reports

3. CREDIT PROGRAMS

Contact Hours Fall 1998 - 2002

Area	Fall 1998	Fall 1999	Fall 2000	Fall 2001	Fall 2002
Academic/Transfer	2,681,160	2,845,832	3,031,472	3,206,840	3,365,492
% of Total	71.2%	75.3%	79.6%	78.8%	78.4%
Workforce	1,083,904	934,832	775,328	862,528	927,936
% of Total	28.8%	24.7%	20.4%	21.2%	21.6%
TOTAL	3,765,064	3,780,664	3,806,800	4,069,368	4,293,428

Semester Credit Hours Fall 1998 - 2002

	Fall 1998	Fall 1999	Fall 2000	Fall 2001	Fall 2002
Semester Credit Hours (SCH)	197,737	198,318	197,704	210,069	221,836
Headcount	25,609	25,914	25,856	27,577	29,156
SCH per Student	7.72	7.65	7.65	7.62	7.61
Full-time Student Equivalent*	16,478	16,527	16,475	17,506	18,486

* Full-time Student Equivalent (FTSE) is based on 12 SCH.

NOTE: Percents may not add to 100 due to rounding.

Source: THECB Certified Reports

**Student Headcount, Course Enrollment, and Contact Hours
by Location
Fall 2002**

Location	Headcount	Course Enrollment	Contact Hours
Cypress Creek Campus	3,070	5,849	332,000
Eastview Campus	2,171	3,472	204,952
Northridge Campus	9,692	19,671	1,187,072
Pinnacle Campus	3,772	7,181	417,080
Rio Grande Campus	7,590	14,804	878,968
Riverside Campus	7,534	14,999	974,704
Telecommunicated Instruction	5,530	7,863	411,488
Extension Centers	1,365	2,036	112,896
Site-Based Instruction	1,145	1,492	92,880

Headcount - students who attend multiple locations are counted once at each location.

Course Enrollment - students who enroll in more than one course are counted once for each course.

Contact Hour - an instructional unit of time in which a student has contact with an instructor; includes both lecture and laboratory time.

Telecommunicated Instruction - courses delivered to individuals and groups by synchronous or asynchronous methods. Delivery methods include instructional television (ITV) using recorded video programs shown on cable TV and on cassette, web-based courses (PCM), print-based courses (PRN) using a textbook, directed studies (DIR), interactive video classes (IVC) with groups of students at several sites, and live televised classes (LTV) to individual students at home or work via the Internet or cable television.

Extension Centers - locations other than campuses that are staffed, have regular posted hours, and offer credit courses on a regular basis (every semester).

Site-Based Instruction - various credit and non-credit classes and training offered for businesses, government entities, high schools, correctional institutions, and community groups.

NOTE: Percents may not add to 100 due to rounding.

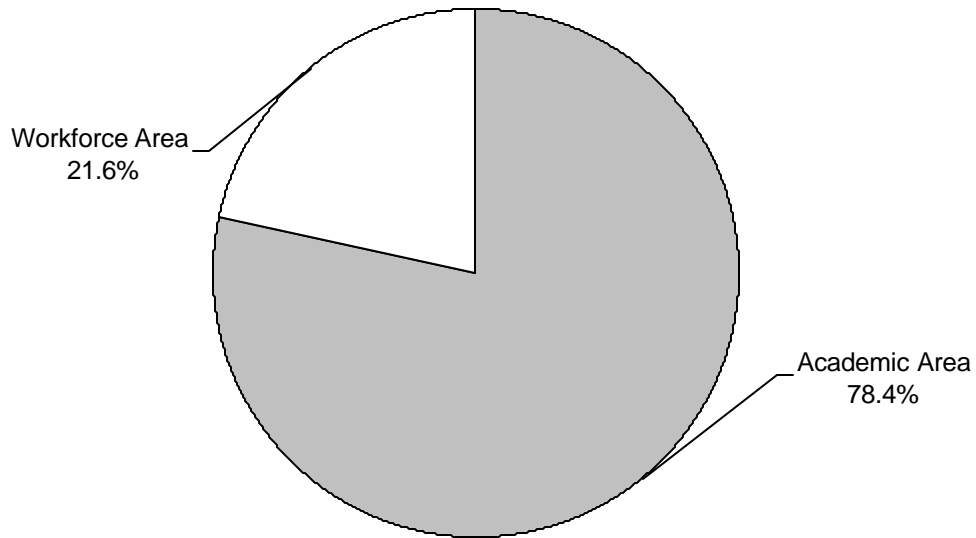
Source: ACC Computer System - uncertified data

**Telecommunicated Course Enrollment and Contact Hours
Fall 1998 - 2002**

	Fall 1998	Fall 1999	Fall 2000	Fall 2001	Fall 2002
COURSE ENROLLMENT					
Instructional Television	2,374	2,146	2,374	2,299	2,023
Directed Study	20	34	69	60	113
Live Interactive Television	35	28	-	-	-
Personal Computer w/ Modem	1,033	1,817	2,401	2,947	4,139
Print-Based	1,190	984	947	1,228	1,133
Interactive Video	45	174	204	594	455
TOTAL	4,697	5,183	5,995	7,128	7,863
CONTACT HOURS					
Instructional Television	121,680	108,912	120,048	113,504	99,456
Directed Study	960	1,632	3,840	3,120	10,064
Live Interactive Television	1,680	1,344	-	-	-
Personal Computer w/ Modem	58,464	96,272	127,760	157,072	219,440
Print-Based	56,864	47,024	44,464	58,656	54,896
Interactive Video	2,880	13,648	10,384	29,344	27,632
TOTAL	242,528	268,832	306,496	361,696	411,488

Source: ACC Computer System - uncertified data

Contact Hours by Academic/Workforce Area Fall 2002



Area	Fall 2002	Percent of Total
Academic	3,365,492	78.4%
Workforce	927,936	21.6%
TOTAL	4,293,428	

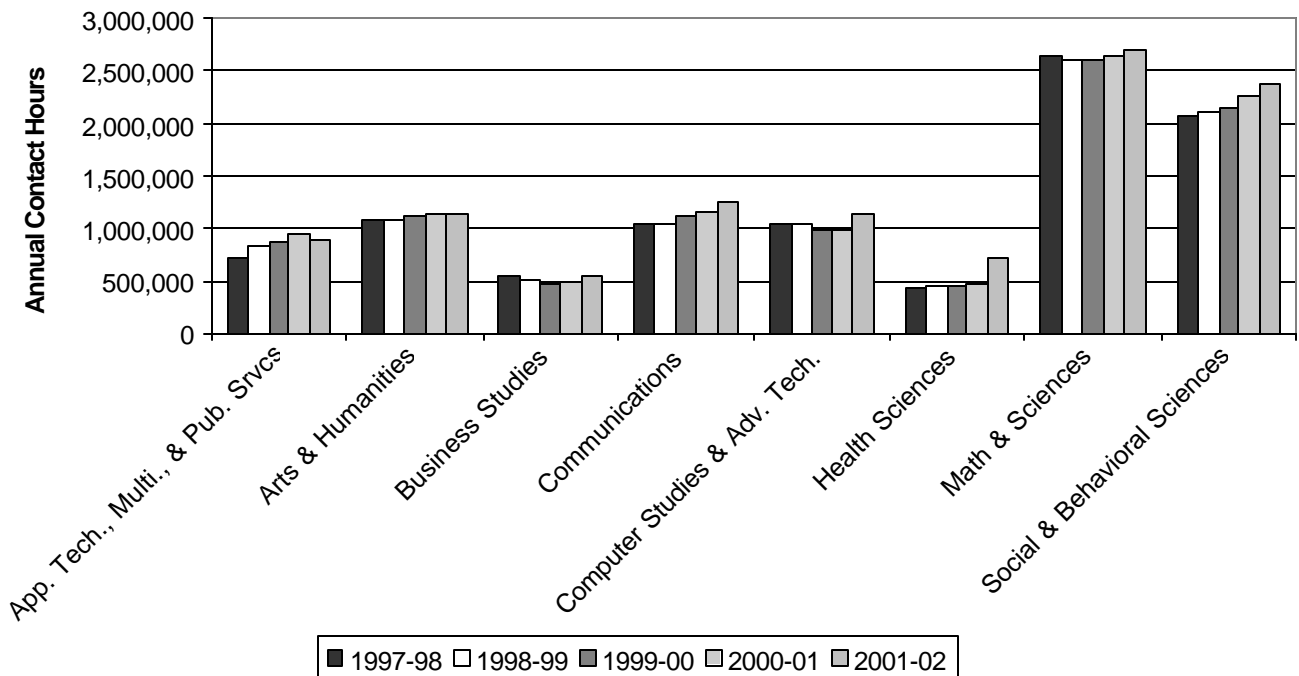
NOTE: Percents may not add to 100 due to rounding.

Source: THECB Certified Reports

3. CREDIT PROGRAMS

Annual Contact Hours by Dean Area Academic Years 1998 - 2002

Dean Area	1997-98	1998-99	1999-00	2000-01	2001-02
Applied Technologies, Multimedia, & Public Services	717,344	838,880	868,592	939,504	887,040
Arts & Humanities	1,081,424	1,077,776	1,101,092	1,139,216	1,138,080
Business Studies	541,280	518,272	481,696	499,632	553,056
Communications	1,034,272	1,039,840	1,113,520	1,164,448	1,237,584
Computer Studies & Advanced Technology	1,037,968	1,048,112	992,816	985,232	1,145,328
Health Sciences	431,504	437,504	439,568	468,448	717,264
Math & Sciences	2,642,048	2,615,056	2,593,888	2,643,184	2,685,360
Social & Behavioral Sciences	2,064,288	2,089,920	2,147,600	2,258,160	2,366,400
TOTAL	9,550,128	9,665,360	9,738,772	10,097,824	10,730,112



NOTES: Valid comparisons of data prior to Academic Year 1999 to current data cannot be made due to incompatibilities between the old and new student databases and changes in ACC's academic organization. Data reflect current organization of the College. Disciplines are included as part of their current dean area for all years.

Source: ACC Computer System - uncertified data

**Course Enrollment
Academic Areas
Fall 1998 - 2002**

Arts & Humanities	Fall 1998	Fall 1999	Fall 2000	Fall 2001	Fall 2002
Art	1,158	1,199	1,203	1,315	1,335
Creative Writing¹	-	63	97	107	104
Dance	121	144	137	134	135
Drama	307	286	207	218	209
English as a Second Language	314	293	293	527	558
French	300	268	232	253	260
German	106	109	94	121	124
Humanities	225	194	277	291	292
Japanese	82	87	83	112	144
Latin	20	23	27	22	22
Philosophy	1,064	1,176	1,171	1,349	1,304
Religion	79	140	132	112	112
Russian	20	22	21	32	23
Spanish	1,966	2,002	2,023	2,119	2,258
TOTAL	5,762	6,006	5,997	6,712	6,880
Communications	Fall 1998	Fall 1999	Fall 2000	Fall 2001	Fall 2002
English	6,301	6,477	6,940	7,057	7,647
Journalism	156	175	159	159	151
Reading Skills - Developmental	1,235	1,194	1,238	1,242	1,171
Speech	920	1,068	1,247	1,553	1,791
Study Skills	31	33	42	87	63
Writing Skills - Developmental	1,055	752	774	828	862
TOTAL	9,698	9,699	10,400	10,926	11,685

¹ Creative Writing was listed under English prior to Fall 1999.

NOTES: Valid comparisons of data prior to Academic Year 1999 to current data cannot be made due to incompatibilities between the old and new student databases and changes in ACC's academic organization. Data reflect current organization of the College. Disciplines are included as part of their current dean area for all years.

Source: ACC Computer System - uncertified data

3. CREDIT PROGRAMS

Course Enrollment Academic Areas Fall 1998 - 2002

Math & Sciences	Fall 1998	Fall 1999	Fall 2000	Fall 2001	Fall 2002
Astronomy	372	379	266	298	388
Biology	3,184	2,650	2,314	2,575	2,944
Biotechnology	-	19	24	29	35
Chemistry¹	2,354	2,334	1,212	1,254	1,318
Engineering	128	123	74	78	84
Environmental Science & Technology²	191	256	260	121	107
Geology	484	526	471	526	546
Mathematics	5,875	5,993	5,784	5,707	5,815
Mathematics - Developmental	5,119	4,886	4,891	5,682	6,024
Physics	1,221	1,154	599	669	731
TOTAL	18,928	18,320	15,895	16,939	17,992
Social & Behavioral Sciences	Fall 1998	Fall 1999	Fall 2000	Fall 2001	Fall 2002
Anthropology	521	511	551	555	633
Economics	1,666	1,658	1,803	1,833	1,910
Geography	328	315	355	401	432
Government	4,986	5,115	5,471	5,685	5,876
History	5,149	5,547	5,548	5,815	6,255
Human Development	645	551	814	902	841
Military Science³	8	9	6	17	14
Psychology	2,599	2,753	2,877	2,824	3,199
Sociology	1,295	1,276	1,292	1,361	1,409
TOTAL	17,197	17,735	18,717	19,393	20,569
SUBTOTAL FOR ACADEMIC	51,585	51,760	51,009	53,970	57,126
SUBTOTAL FOR WORKFORCE	19,539	18,361	18,880	19,860	20,241
GRAND TOTAL	71,124	70,121	69,889	73,830	77,367

¹ Prior to Fall 2000, students were counted once if they were enrolled in a chemistry lecture section and again if they were enrolled in a chemistry lab section. Subsequent data represent a combined enrollment in lecture and lab.

² Environmental Science & Technology was listed as Physical Science prior to Fall 2001.

³ Data for Air Force Science are included in Military Science.

NOTES: Valid comparisons of data prior to Academic Year 1999 to current data cannot be made due to incompatibilities between the old and new student databases and changes in ACC's academic organization. Data reflect current organization of the College. Disciplines are included as part of their current dean area for all years.

Source: ACC Computer System - uncertified data

Course Enrollment Workforce Areas Fall 1998 - 2002

Applied Technologies, Multimedia, & Public Services	Fall 1998	Fall 1999	Fall 2000	Fall 2001	Fall 2002
Air Conditioning, Heating, & Refrigeration Technology	136	125	117	129	157
Automotive Technology	207	177	156	230	305
Building Construction Technology	254	283	273	298	340
Child Development	397	485	529	499	564
Commercial Music Management	340	351	388	406	469
Criminal Justice	539	480	501	552	658
Fire Protection Technology	258	197	205	201	204
Human Services	422	448	501	530	605
Legal Assistant ¹	213	173	186	223	270
Music ²	607	593	633	628	602
Photography Technology	366	412	439	501	513
Radio-TV-Film ²	248	300	285	311	313
Welding Technology	164	184	238	335	403
TOTAL	4,151	4,208	4,451	4,843	5,403
Business Studies	Fall 1998	Fall 1999	Fall 2000	Fall 2001	Fall 2002
Accounting	1,381	1,231	1,155	1,231	1,288
Culinary Arts	-	108	138	193	162
Fashion Merchandising ³	81	63	53	-	-
Financial Management	151	113	127	209	253
Hospitality Management	40	60	60	90	116
Information Records Management ⁴	17	7	-	-	-
International Business ⁵	-	-	-	16	52
Management ⁵	1,467	1,194	1,232	1,204	1,227
Marketing ³	340	370	370	467	437
Office Administration	255	250	214	259	286
Quality Assurance ⁶	27	23	25	24	42
Real Estate	108	156	155	371	329
Technical Communications ⁷	407	372	186	126	86
Travel and Tourism	29	44	47	73	35
TOTAL	4,303	3,991	3,762	4,263	4,313

¹ Legal Assistant was listed under Business Studies prior to Fall 2001.

² Music and Radio-TV-Film were listed under Arts & Humanities prior to Fall 2001.

³ Data for Fashion Merchandising were included in Marketing effective Fall 2001.

⁴ Information Records Management was closed in Fall 2000.

⁵ Data for International Business were included in Management prior to Fall 2001.

⁶ Quality Assurance was listed as Quality Management Technology under Computer Studies & Advanced Tech. prior to Fall 2001.

⁷ Technical Communications was listed under Applied Technologies, Multimedia, & Public Services prior to Fall 2001.

NOTES: Valid comparisons of data prior to Academic Year 1999 to current data cannot be made due to incompatibilities between the old and new student databases and changes in ACC's academic organization. Data reflect current organization of the College. Disciplines are included as part of their current dean area for all years.

Source: ACC Computer System - uncertified data

3. CREDIT PROGRAMS

Course Enrollment Workforce Areas Fall 1998 - 2002

Computer Studies & Advanced Technology	Fall 1998	Fall 1999	Fall 2000	Fall 2001	Fall 2002
Computer Information Technology	3,606	3,745	1,727	1,656	1,533
Computer Science	1,068	963	2,948	2,670	2,190
Digital Publishing & Graphics Tech. ¹	243	216	224	215	180
Electronics	1,099	726	663	569	436
Engineering Design Graphics	478	474	462	496	486
Geomatics/Land Surveying Technology	43	70	57	23	46
Visual Communication Design ¹	637	694	834	910	953
TOTAL	7,174	6,888	6,915	6,539	5,824

Health Sciences	Fall 1998	Fall 1999	Fall 2000	Fall 2001	Fall 2002
Allied Health Sciences	454	410	396	416	568
Associate Degree Nursing	459	231	529	797	901
Diagnostic Medical Imaging-Radiology	174	156	256	223	248
Diagnostic Medical Imaging-Sonography	73	61	89	113	130
Emergency Medical Services Technology	104	115	130	202	262
Health & Kinesiology ²	1,769	1,696	1,735	1,755	1,861
Medical Coding ³	-	-	-	77	91
Medical Lab Technology	102	99	57	42	62
Occupational Therapy Assistant	175	137	77	43	35
Pharmacy Technology ⁴	-	41	79	74	90
Physical Fitness Technology	24	16	38	28	32
Physical Therapist Assistant	131	70	104	58	50
Surgical Technology	86	47	57	50	70
Vocational Nursing	360	195	205	337	301
TOTAL	3,911	3,274	3,752	4,215	4,701

SUBTOTAL FOR WORKFORCE	19,539	18,361	18,880	19,860	20,241
SUBTOTAL FOR ACADEMIC	51,585	51,760	51,009	53,970	57,126
GRAND TOTAL	71,124	70,121	69,889	73,830	77,367

¹ Digital Publishing & Graphics Technology (as Printing & Desktop Publishing) and Visual Communication Design were listed under Applied Technologies, Multimedia, & Public Services prior to Fall 2001.

² Health & Kinesiology was listed under Math & Sciences prior to Fall 2001.

³ Medical Coding began in Fall 2001.

⁴ Pharmacy Technology began in Fall 1999.

NOTES: Valid comparisons of data prior to Academic Year 1999 to current data cannot be made due to incompatibilities between the old and new student databases and changes in ACC's academic organization. Data reflect current organization of the College. Disciplines are included as part of their current dean area for all years.

Source: ACC Computer System - uncertified data

**Semester Credit Hours
Academic Areas
Fall 1998 - 2002**

Arts & Humanities	Fall 1998	Fall 1999	Fall 2000	Fall 2001	Fall 2002
Art	3,540	3,648	3,609	3,945	4,005
Creative Writing¹	-	189	291	321	312
Dance	145	180	163	158	165
Drama	925	826	621	610	607
English as a Second Language	942	879	879	1,581	1,674
French	1,411	1,260	1,086	1,149	1,252
German	512	545	458	577	594
Humanities	675	582	831	873	876
Japanese	394	407	393	536	680
Latin	100	115	135	110	110
Philosophy	3,192	3,528	3,513	4,047	3,912
Religion	237	420	396	336	336
Russian	100	110	105	144	115
Spanish	9,039	9,193	9,296	9,807	10,375
TOTAL	21,212	21,882	21,776	24,194	25,013
Communications	Fall 1998	Fall 1999	Fall 2000	Fall 2001	Fall 2002
English	18,903	19,431	20,820	21,171	22,941
Journalism	468	525	477	477	453
Reading Skills - Developmental	3,552	3,576	3,714	3,726	3,511
Speech	2,760	3,204	3,741	4,659	5,373
Study Skills	93	99	119	261	157
Writing Skills - Developmental	3,084	2,256	2,322	2,480	2,586
TOTAL	28,860	29,091	31,193	32,774	35,021

¹ Creative Writing was listed under English prior to Fall 1999.

NOTES: Valid comparisons of data prior to Academic Year 1999 to current data cannot be made due to incompatibilities between the old and new student databases and changes in ACC's academic organization. Data reflect current organization of the College. Disciplines are included as part of their current dean area for all years.

Source: ACC Computer System - uncertified data

3. CREDIT PROGRAMS

Semester Credit Hours Academic Areas Fall 1998 - 2002

Math & Sciences	Fall 1998	Fall 1999	Fall 2000	Fall 2001	Fall 2002
Astronomy	1,116	1,137	798	894	1,136
Biology	9,204	8,715	8,580	9,619	11,007
Biotechnology	-	57	85	103	132
Chemistry	4,832	4,696	4,848	5,016	5,272
Engineering	321	332	167	196	202
Environmental Science & Technology¹	573	768	780	363	324
Geology	1,635	1,766	1,580	1,796	1,928
Mathematics	19,047	19,452	18,786	18,693	18,955
Mathematics - Developmental	14,536	13,964	14,393	16,584	17,695
Physics	2,559	2,400	2,359	2,662	2,901
TOTAL	53,823	53,287	52,376	55,926	59,552
Social & Behavioral Sciences	Fall 1998	Fall 1999	Fall 2000	Fall 2001	Fall 2002
Anthropology	1,563	1,533	1,653	1,665	1,899
Economics	4,998	4,974	5,409	5,499	5,730
Geography	984	945	1,079	1,228	1,314
Government	14,958	15,345	16,413	17,055	17,628
History	15,447	16,641	16,644	17,445	18,765
Human Development	1,101	965	1,316	1,504	1,445
Military Science²	16	24	12	27	23
Psychology	7,797	8,259	8,631	8,472	9,597
Sociology	3,885	3,828	3,876	4,083	4,227
TOTAL	50,749	52,514	55,033	56,978	60,628
SUBTOTAL FOR ACADEMIC	154,644	156,774	160,378	169,872	180,214
SUBTOTAL FOR WORKFORCE	57,750	55,834	55,428	57,695	59,093
GRAND TOTAL	212,394	212,608	215,806	227,567	239,307

¹ Environmental Science & Technology was listed as Physical Science prior to Fall 2001.

² Data for Air Force Science are included in Military Science.

NOTES: Valid comparisons of data prior to Academic Year 1999 to current data cannot be made due to incompatibilities between the old and new student databases and changes in ACC's academic organization. Data reflect current organization of the College. Disciplines are included as part of their current dean area for all years.

Source: ACC Computer System - uncertified data

**Semester Credit Hours
Workforce Areas
Fall 1998 - 2002**

Applied Technologies, Multimedia, & Public Services	Fall 1998	Fall 1999	Fall 2000	Fall 2001	Fall 2002
Air Conditioning, Heating, & Refrigeration Technology	534	498	458	510	620
Automotive Technology	825	708	624	920	1,220
Building Construction Technology	903	1,016	930	1,038	1,198
Child Development	1,415	1,711	1,811	1,742	1,926
Commercial Music Management	1,000	1,025	1,113	1,184	1,399
Criminal Justice	1,669	1,478	1,533	1,680	2,001
Fire Protection Technology	681	665	699	684	689
Human Services	1,579	1,738	1,757	1,910	2,158
Legal Assistant¹	639	519	558	669	810
Music²	1,229	1,161	1,265	1,250	1,221
Photography Technology	1,304	1,477	1,486	1,710	1,743
Radio-TV-Film²	795	947	890	933	939
Welding Technology	655	731	952	1,340	1,612
TOTAL	13,228	13,674	14,076	15,570	17,536

Business Studies	Fall 1998	Fall 1999	Fall 2000	Fall 2001	Fall 2002
Accounting	4,143	3,713	3,514	3,768	3,968
Culinary Arts	-	164	358	552	458
Fashion Merchandising³	243	189	159	-	-
Financial Management	453	339	381	627	759
Hospitality Management	115	150	158	224	295
Information Records Management⁴	51	21	-	-	-
International Business⁵	-	-	-	48	156
Management⁵	4,401	3,582	3,696	3,612	3,681
Marketing³	1,020	1,110	1,110	1,401	1,311
Office Administration	680	673	570	699	711
Quality Assurance⁶	81	80	65	61	117
Real Estate	324	430	382	942	976
Technical Communications⁷	1,221	1,116	558	378	258
Travel and Tourism	87	132	141	231	105
TOTAL	12,819	11,699	11,092	12,543	12,795

¹ Legal Assistant was listed under Business Studies prior to Fall 2001.

² Music and Radio-TV-Film were listed under Arts & Humanities prior to Fall 2001.

³ Data for Fashion Merchandising were included in Marketing effective Fall 2001.

⁴ Information Records Management was closed in Fall 2000.

⁵ Data for International Business were included in Management prior to Fall 2001.

⁶ Quality Assurance was listed as Quality Management Technology under Computer Studies & Advanced Tech. prior to Fall 2001.

⁷ Technical Communications was listed under Applied Technologies, Multimedia, & Public Services prior to Fall 2001.

NOTES: Valid comparisons of data prior to Academic Year 1999 to current data cannot be made due to incompatibilities between the old and new student databases and changes in ACC's academic organization. Data reflect current organization of the College. Disciplines are included as part of their current dean area for all years.

Source: ACC Computer System - uncertified data

3. CREDIT PROGRAMS

Semester Credit Hours Workforce Areas Fall 1998 - 2002

Computer Studies & Advanced Technology	Fall 1998	Fall 1999	Fall 2000	Fall 2001	Fall 2002
Computer Information Technology	11,125	11,566	5,416	5,164	4,789
Computer Science	3,228	2,918	8,932	8,119	6,662
Digital Publishing & Graphics Tech. ¹	826	741	778	788	656
Electronics	4,189	2,579	2,305	2,101	1,668
Engineering Design Graphics	1,912	1,842	1,848	1,984	1,944
Geomatics/Land Surveying Technology	129	218	177	73	138
Visual Communication Design ¹	1,887	2,036	2,502	2,730	2,859
TOTAL	23,296	21,900	21,958	20,959	18,716
Health Sciences	Fall 1998	Fall 1999	Fall 2000	Fall 2001	Fall 2002
Allied Health Sciences	1,362	1,230	906	971	1,325
Associate Degree Nursing	1,705	1,924	1,931	1,936	2,370
Diagnostic Medical Imaging-Radiology	434	468	760	645	706
Diagnostic Medical Imaging-Sonography	219	201	241	319	341
Emergency Medical Services Technology	452	607	489	530	703
Health & Kinesiology ²	2,151	2,102	2,067	2,107	2,345
Medical Coding ³	-	-	-	246	282
Medical Lab Technology	173	176	129	96	134
Occupational Therapy Assistant	471	411	252	131	109
Pharmacy Technology ⁴	-	113	228	211	263
Physical Fitness Technology	80	56	121	92	105
Physical Therapist Assistant	213	195	271	226	180
Surgical Technology	222	197	171	152	254
Vocational Nursing	925	881	736	961	929
TOTAL	8,407	8,561	8,302	8,623	10,046
SUBTOTAL FOR WORKFORCE	57,750	55,834	55,428	57,695	59,093
SUBTOTAL FOR ACADEMIC	154,644	156,774	160,378	169,872	180,214
GRAND TOTAL	212,394	212,608	215,806	227,567	239,307

¹ Digital Publishing & Graphics Technology (as Printing & Desktop Publishing) and Visual Communication Design were listed under Applied Technologies, Multimedia, & Public Services prior to Fall 2001.

² Health & Kinesiology was listed under Math & Sciences prior to Fall 2001.

³ Medical Coding began in Fall 2001.

⁴ Pharmacy Technology began in Fall 1999.

NOTES: Valid comparisons of data prior to Academic Year 1999 to current data cannot be made due to incompatibilities between the old and new student databases and changes in ACC's academic organization. Data reflect current organization of the College. Disciplines are included as part of their current dean area for all years.

Source: ACC Computer System - uncertified data

**Contact Hours
Academic Areas
Fall 1998 - 2002**

Arts & Humanities	Fall 1998	Fall 1999	Fall 2000	Fall 2001	Fall 2002
Art	92,992	98,272	95,856	100,352	100,656
Creative Writing ¹	-	3,024	4,656	5,136	4,992
Dance	6,192	5,904	6,832	6,752	6,672
Drama	21,888	19,408	13,616	14,656	13,776
English as a Second Language	15,072	18,752	18,752	33,728	35,712
French	22,752	20,160	17,376	18,560	20,032
German	8,192	8,720	7,328	9,232	9,504
Humanities	10,800	9,312	13,296	13,968	14,016
Japanese	6,304	6,512	6,288	8,576	10,880
Latin	1,600	1,840	2,160	1,760	1,760
Philosophy	51,072	56,448	56,208	64,752	62,592
Religion	3,792	6,720	6,336	5,376	5,376
Russian	1,600	1,760	1,680	2,304	1,840
Spanish	145,328	147,856	149,456	157,488	166,768
TOTAL	387,584	404,688	399,840	442,640	454,576
<hr/>					
Communications	Fall 1998	Fall 1999	Fall 2000	Fall 2001	Fall 2002
English	302,448	310,896	333,120	338,736	367,056
Journalism	7,632	8,592	7,776	7,632	7,248
Reading Skills - Developmental	58,000	66,752	70,368	69,104	64,384
Speech	44,160	51,264	59,856	74,544	85,968
Study Skills	1,488	1,584	1,904	4,176	2,512
Writing Skills - Developmental	49,792	42,576	44,048	47,248	49,312
TOTAL	463,520	481,664	517,072	541,440	576,480

¹ Creative Writing was listed under English prior to Fall 1999.

NOTES: Valid comparisons of data prior to Academic Year 1999 to current data cannot be made due to incompatibilities between the old and new student databases and changes in ACC's academic organization. Data reflect current organization of the College. Disciplines are included as part of their current dean area for all years.

Source: ACC Computer System - uncertified data

3. CREDIT PROGRAMS

Contact Hours Academic Areas Fall 1998 - 2002

Math & Sciences	Fall 1998	Fall 1999	Fall 2000	Fall 2001	Fall 2002
Astronomy	17,856	18,192	12,768	14,304	18,624
Biology	203,472	193,872	191,056	216,880	249,216
Biotechnology	-	1,520	2,336	3,056	4,560
Chemistry	116,112	112,992	116,352	120,384	126,528
Engineering	5,280	5,312	2,672	3,136	3,232
Environmental Science & Technology¹	9,168	12,288	12,480	5,808	5,344
Geology	35,088	37,632	33,728	38,880	40,448
Mathematics	306,480	313,072	301,888	299,664	303,584
Mathematics - Developmental	286,656	264,720	307,904	355,296	378,592
Physics	60,240	56,592	56,288	63,552	69,072
TOTAL	1,040,352	1,016,192	1,037,472	1,120,960	1,199,200
Social & Behavioral Sciences	Fall 1998	Fall 1999	Fall 2000	Fall 2001	Fall 2002
Anthropology	25,008	24,528	26,448	26,640	30,384
Economics	79,968	79,584	86,544	87,984	91,680
Geography	15,744	15,120	17,712	20,448	21,600
Government	239,328	245,520	262,608	272,880	282,048
History	247,152	266,256	266,304	279,120	300,240
Human Development	17,616	15,440	21,056	24,064	27,432
Military Science²	384	432	288	704	592
Psychology	124,752	132,144	138,624	135,744	153,552
Sociology	62,160	61,248	62,016	65,376	67,632
TOTAL	812,112	840,272	881,600	912,960	975,160
SUBTOTAL FOR ACADEMIC	2,703,568	2,742,816	2,835,984	3,018,000	3,205,416
SUBTOTAL FOR WORKFORCE	1,328,752	1,289,688	1,302,664	1,362,600	1,406,624
GRAND TOTAL	4,032,320	4,032,504	4,138,648	4,380,600	4,612,040

¹ Environmental Science & Technology was listed as Physical Science prior to Fall 2001.

² Data for Air Force Science are included in Military Science.

NOTES: Valid comparisons of data prior to Academic Year 1999 to current data cannot be made due to incompatibilities between the old and new student databases and changes in ACC's academic organization. Data reflect current organization of the College. Disciplines are included as part of their current dean area for all years.

Source: ACC Computer System - uncertified data

Contact Hours Workforce Areas Fall 1998 - 2002

Applied Technologies, Multimedia, & Public Services	Fall 1998	Fall 1999	Fall 2000	Fall 2001	Fall 2002
Air Conditioning, Heating, & Refrigeration Technology	13,056	12,032	11,392	12,480	15,200
Automotive Technology	20,192	18,176	15,296	23,104	31,424
Building Construction Technology	21,952	23,520	21,104	23,264	27,552
Child Development	34,304	41,328	43,296	42,208	46,288
Commercial Music Management	19,888	20,976	23,232	24,576	28,944
Criminal Justice	29,200	25,472	25,968	28,032	33,312
Fire Protection Technology	16,352	14,976	16,112	15,696	15,840
Human Services	30,832	33,472	37,488	40,640	44,896
Legal Assistant ¹	13,680	9,984	8,928	12,144	15,120
Music ²	25,792	25,016	26,856	26,584	24,400
Photography Technology	44,400	50,384	50,016	55,296	57,136
Radio-TV-Film ²	15,744	19,984	18,640	19,024	21,360
Welding Technology	15,744	17,632	22,848	32,160	38,688
TOTAL	301,136	312,952	321,176	355,208	400,160
Business Studies	Fall 1998	Fall 1999	Fall 2000	Fall 2001	Fall 2002
Accounting	80,096	71,136	72,192	77,568	81,952
Culinary Arts	-	4,832	9,056	12,720	10,384
Fashion Merchandising ³	11,376	3,024	2,544	-	-
Financial Management	7,248	5,424	6,096	10,032	12,144
Hospitality Management	2,416	2,880	2,880	4,064	5,360
Information Records Management ⁴	816	336	-	-	-
International Business ⁵	-	-	-	768	2,496
Management ⁵	72,720	59,712	62,768	58,272	59,616
Marketing ³	16,320	17,760	17,760	22,656	20,976
Office Administration	15,504	15,088	13,664	15,632	16,912
Quality Assurance ⁶	1,296	1,632	1,040	976	2,192
Real Estate	5,184	6,880	6,112	15,072	15,616
Technical Communications ⁷	19,824	17,856	8,928	6,336	4,128
Travel and Tourism	1,584	2,272	2,544	4,208	2,832
TOTAL	234,384	208,832	205,584	228,304	234,608

¹ Legal Assistant was listed under Business Studies prior to Fall 2001.

² Music and Radio-TV-Film were listed under Arts & Humanities prior to Fall 2001.

³ Data for Fashion Merchandising were included in Marketing effective Fall 2001.

⁴ Information Records Management was closed in Fall 2000.

⁵ Data for International Business were included in Management prior to Fall 2001.

⁶ Quality Assurance was listed as Quality Management Technology under Computer Studies & Advanced Tech. prior to Fall 2001.

⁷ Technical Communications was listed under Applied Technologies, Multimedia, & Public Services prior to Fall 2001.

NOTES: Valid comparisons of data prior to Academic Year 1999 to current data cannot be made due to incompatibilities between the old and new student databases and changes in ACC's academic organization. Data reflect current organization of the College. Disciplines are included as part of their current dean area for all years.

Source: ACC Computer System - uncertified data

3. CREDIT PROGRAMS

Contact Hours Workforce Areas Fall 1998 - 2002

Computer Studies & Advanced Technology	Fall 1998	Fall 1999	Fall 2000	Fall 2001	Fall 2002
Computer Information Technology	242,400	251,472	119,760	115,616	108,272
Computer Science	69,120	62,560	191,488	174,368	143,104
Digital Publishing & Graphics Tech. ¹	22,528	19,680	20,944	20,512	17,600
Electronics	95,632	60,416	53,184	48,816	39,296
Engineering Design Graphics	45,888	45,504	44,352	47,616	46,656
Geomatics/Land Surveying Technology	2,400	4,352	3,600	1,936	2,496
Visual Communication Design ¹	59,424	63,328	80,928	87,888	91,504
TOTAL	537,392	507,312	514,256	496,752	448,928
Health Sciences	Fall 1998	Fall 1999	Fall 2000	Fall 2001	Fall 2002
Allied Health Sciences	21,792	19,680	14,496	15,536	21,200
Associate Degree Nursing	52,464	56,320	61,504	69,056	82,976
Diagnostic Medical Imaging-Radiology	13,984	14,912	20,912	19,120	24,272
Diagnostic Medical Imaging-Sonography	8,880	9,072	9,024	12,496	11,424
Emergency Medical Services Technology	13,936	17,952	16,000	18,832	24,912
Health & Kinesiology ²	85,056	81,408	83,488	84,240	89,328
Medical Coding ³	-	-	-	4,896	6,912
Medical Lab Technology	6,752	7,312	5,920	4,560	5,440
Occupational Therapy Assistant	11,280	11,328	6,720	4,400	3,616
Pharmacy Technology ⁴	-	3,840	7,072	6,176	6,592
Physical Fitness Technology	1,696	1,280	2,400	1,728	1,968
Physical Therapist Assistant	8,528	6,448	9,168	8,416	7,600
Surgical Technology	6,432	5,280	4,864	4,288	7,760
Vocational Nursing	25,040	25,760	20,080	28,592	28,928
TOTAL	255,840	260,592	261,648	282,336	322,928
SUBTOTAL FOR WORKFORCE	1,328,752	1,289,688	1,302,664	1,362,600	1,406,624
SUBTOTAL FOR ACADEMIC	2,703,568	2,742,816	2,835,984	3,018,000	3,205,416
GRAND TOTAL	4,032,320	4,032,504	4,138,648	4,380,600	4,612,040

¹ Digital Publishing & Graphics Technology (as Printing & Desktop Publishing) and Visual Communication Design were listed under Applied Technologies, Multimedia, & Public Services prior to Fall 2001.

² Health & Kinesiology was listed under Math & Sciences prior to Fall 2001.

³ Medical Coding began in Fall 2001.

⁴ Pharmacy Technology began in Fall 1999.

NOTES: Valid comparisons of data prior to Academic Year 1999 to current data cannot be made due to incompatibilities between the old and new student databases and changes in ACC's academic organization. Data reflect current organization of the College. Disciplines are included as part of their current dean area for all years.

Source: ACC Computer System - uncertified data