

Section 7

Continuing Education

This section can be used for finding:

- *information on continuing education programs.*
- *which organizations offer service and training through community partnerships.*
- *demographic information on Continuing Education students.*
- *enrollment information on Continuing Education classes.*

Contents

Overview	109
Academic Year 2002 Programs	110
Community Partnerships	110
Annual Headcount by Age	111
Annual Headcount by Gender	112
Annual Headcount by Ethnicity	113
Annual Headcount by Zip Code.....	114
Annual Headcount by Zip Code Map	117
Course Enrollment by Location	118
Course Enrollment by Program Area	119

Useful Terms

Annual Headcount - the number of students enrolled in one or more courses with each student counted only once for the year.

Course Enrollment - the number of students enrolled in a course.

Continuing Education Overview

Continuing Education programs at Austin Community College are conducted in the following areas:

Community Programs provides lifelong training over a wide range of areas. Although vocational training is a major portion of the class offerings, there are a variety of other programs offered through partnerships with community organizations, as well as a wide range of programs that promote lifelong learning. These include programs ranging from the Summer Youth Programs for children as young as 5 to the Senior Academy which offers programs focused on the learning and recreational needs of the community's senior population. Community Programs' offerings change as the needs and interests of the community change.

Customized Training provides contract training, job profiling, and assessment services to organizations and businesses to improve the job performance and productivity of their employees. Training programs are tailored to the needs of the organization and/or industry and can be delivered on-site, at the College, in a virtual classroom, or to the desktop.

The Health Professions Institute, the area's major provider of training for the health care industry, specializes in courses for both the practicing health care professional as well as for those just entering the health care workforce. The Institute is staffed by experienced health care professionals who understand the training and education needs of other health care professionals. The Health Professions Institute served over 2,920 students in its first year of operation through 496 course offerings. Many training opportunities are available over the Internet.

Workforce Continuing Education provides both job entry preparation and professional continuing education courses designed to meet the training and education needs of employers, the current workforce, and the emerging worker. Workforce Continuing Education also houses the High Technology Institute that provides skills and certifications in the latest technical programs and processes. Registrations for these technical programs totaled over 9,500 last year. Classes are taught in both the traditional classroom setting and through online offerings and other distance learning opportunities.

Continuing Education Academic Year 2002 Programs

Community Programs

- Adventure Programs
- Arts and Crafts
- Senior Academy
- Summer Youth Programs
- Assessment Test Preparation
- Culture
- Driving Safety
- Financial Programs
- Music
- Personal Enrichment
- Photography
- Sports and Recreation
- Trips and Tours
- Writing
- Alcohol Servers Certification

Customized Training

- Contract Classes for Business and Industry

Health Professions Institute

- Basic Certificates
- Advanced Certificates
- Special Certificates
- Independent Study Courses
- Professional Continuing Health Care Education
- Outdoor/Rescue Courses
- Allied Health Care Courses

Workforce Continuing Education

- Career Advancement Courses
- High Technology Institute
- Job Entry Preparation Training
- Language Training
- Management and Supervision Courses
- Professional Continuing Education
- Apprenticeship and Journeyworker Training

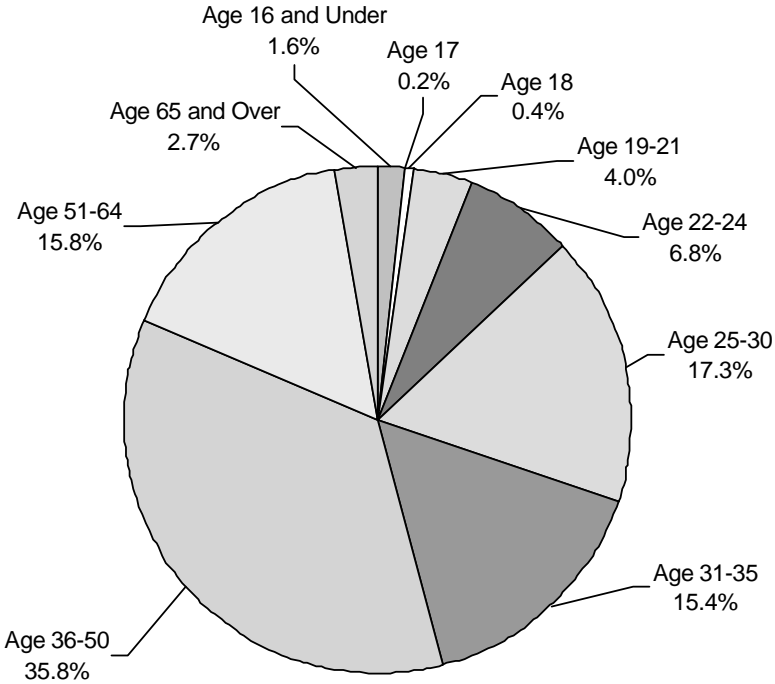
Community Partnerships

Continuing Education welcomes partnerships that provide service and training to the community. Examples of community partnerships currently in place are:

ACT Training Center
Armstrong Community Music School of the Austin Lyric Opera
Austin Quality Institute
BassMaster University
Entertech
International Schools Professional Driver Training
State Theatre School of Acting
Zig Ziglar Courses

Source: Office of Continuing Education

**Continuing Education
Annual Headcount by Age
Academic Year 2002**

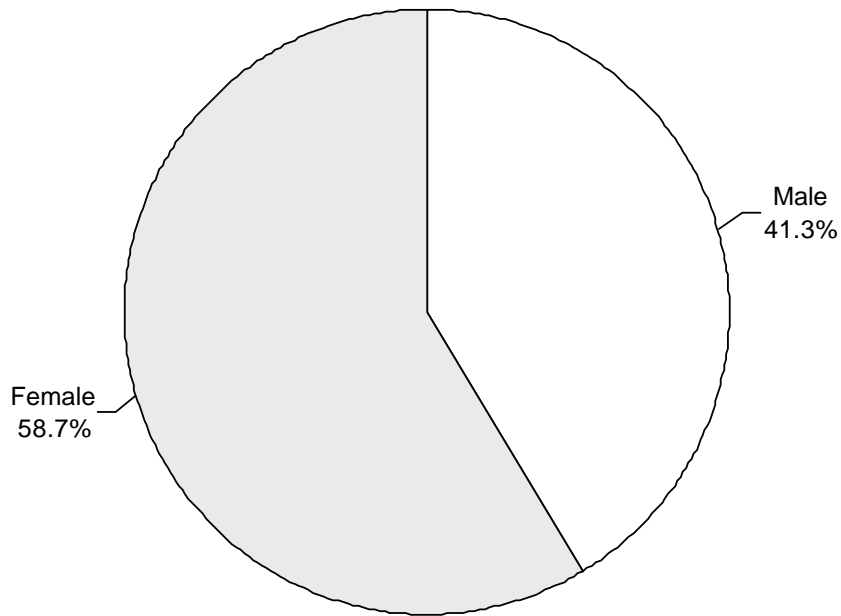


Age	2001-02	Percent of Total
16 and Under	160	1.6%
17	22	0.2%
18	42	0.4%
19-21	417	4.0%
22-24	703	6.8%
25-30	1,779	17.3%
31-35	1,585	15.4%
36-50	3,687	35.8%
51-64	1,631	15.8%
65 and Over	275	2.7%
TOTAL	10,301	

NOTE: Percents may not add to 100 due to rounding.

Source: Office of Continuing Education

**Continuing Education
Annual Headcount by Gender
Academic Year 2002**

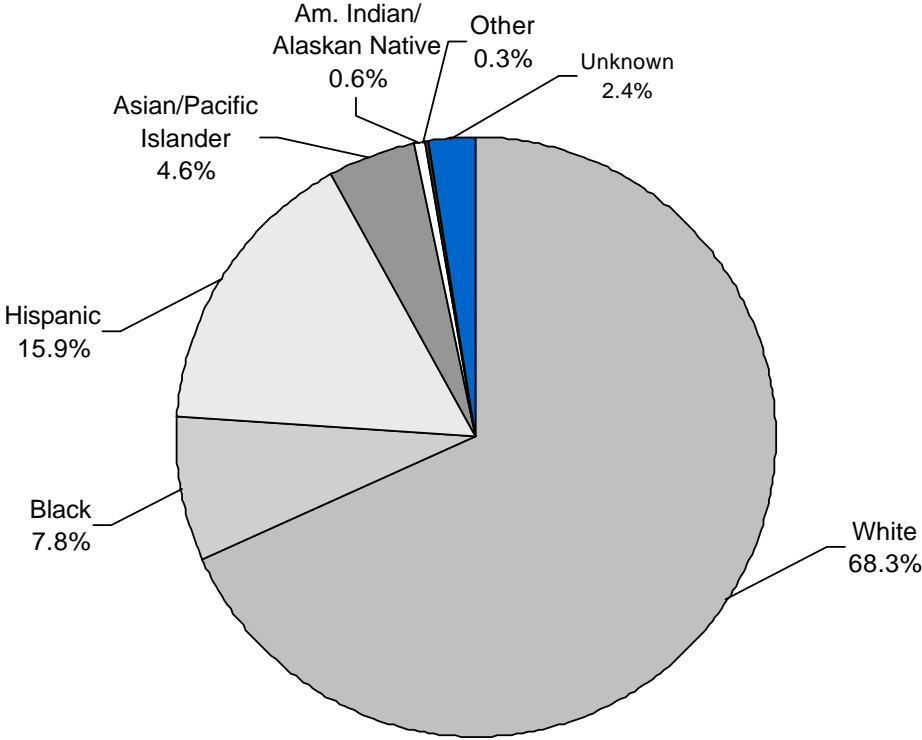


Gender	2001-02	Percent of Total
Male	4,255	41.3%
Female	6,049	58.7%
TOTAL	10,304	

NOTE: Percents may not add to 100 due to rounding.

Source: Office of Continuing Education

**Continuing Education
Annual Headcount by Ethnicity
Academic Year 2002**



Ethnicity	2001-02	Percent of Total
White	7,038	68.3%
Black	808	7.8%
Hispanic	1,639	15.9%
Asian/Pacific Islander	479	4.6%
Am. Indian/Alaskan Native	61	0.6%
Other	34	0.3%
Unknown	245	2.4%
TOTAL	10,304	

NOTE: Percents may not add to 100 due to rounding.

Source: Office of Continuing Education

**Continuing Education
Annual Headcount by Zip Code
Academic Year 2002**

Region	Zip Code	2001-02	Region	Zip Code	2001-02
Austin, Central			Austin/Travis County, South		
Austin	78701	88	Manchaca	78652	23
Austin	78703	164	Austin	78704	475
Austin	78705	174	Austin	78745	470
Austin	78712	1	Austin	78748	270
Austin	78751	137	Total		1,238
Austin	78752	120	% of Grand Total		12.0%
Austin	78756	85			
Austin	78757	249	Austin/Travis County, Southeast		
Total		1,018	Del Valle	78617	56
% of Grand Total		9.9%	Austin	78719	22
			Austin	78741	279
Austin, East			Austin	78742	7
Austin	78702	155	Austin	78744	204
Austin	78721	53	Austin	78747	36
Austin	78722	69	Total		604
Austin	78723	213	% of Grand Total		5.9%
Total		490	Austin/Travis County, Southwest		
% of Grand Total		4.8%	Austin	78735	80
			Austin	78736	56
Austin, North			Austin	78739	60
Austin	78727	238	Austin	78746	170
Austin	78728	152	Austin	78749	236
Austin	78758	402	Total		602
Total		792	% of Grand Total		5.8%
% of Grand Total		7.7%			
			Austin, Northwest		
Austin	78726	44	Austin	78726	44
Austin	78730	32	Austin	78730	32
Austin	78731	270	Austin	78731	270
Austin	78750	181	Austin	78750	181
Austin	78759	415	Austin	78759	415
Total		942	Total		942
% of Grand Total		9.1%	% of Grand Total		9.1%

NOTE: Headcount is based on zip code data as reported and entered in the ACC database. Zip code regions are based on definitions developed by ACC administration.

Source: Office of Continuing Education

**Continuing Education
Annual Headcount by Zip Code (continued)
Academic Year 2002**

Region	Zip Code	2001-02	Region	Zip Code	2001-02
Bastrop County*			Caldwell County*		
Bastrop	78602	70	Dale	78616	21
Cedar Creek	78612	45	Lockhart	78644	75
Elgin	78621	86	Luling	78648	9
McDade	78650	8	Martindale	78655	9
Paige	78659	13	Maxwell	78656	8
Red Rock	78662	7	Total		122
Rosanky	78953	2	% of Grand Total		1.2%
Smithville	78957	29	Cedar Park/Leander		
Total		260	Cedar Park	78613	330
% of Grand Total		2.5%	Leander	78641	149
Blanco County*			Liberty Hill	78642	33
Blanco	78606	9	Total		512
Hye	78635	2	% of Grand Total		5.0%
Johnson City	78636	10	Georgetown/North Williamson County		
Total		21	Florence	76527	14
% of Grand Total		0.2%	Granger	76530	6
Burnet County*			Jarrell	76537	7
Bertram	78605	13	Georgetown	78626	91
Burnet	78611	17	Georgetown	78628	126
Marble Falls	78654	28	Total		244
Total		58	% of Grand Total		2.4%
% of Grand Total		0.6%	Gillespie County*		
			Doss	78618	1
			Fredericksburg	78624	15
			Stonewall	78671	1
			Total		17
			% of Grand Total		0.2%

* These numbers do not represent total headcount for the county due to zip codes that span more than one county.

NOTE: Headcount is based on zip code data as reported and entered in the ACC database. Zip code regions are based on definitions developed by ACC administration.

Source: Office of Continuing Education

**Continuing Education
Annual Headcount by Zip Code (continued)
Academic Year 2002**


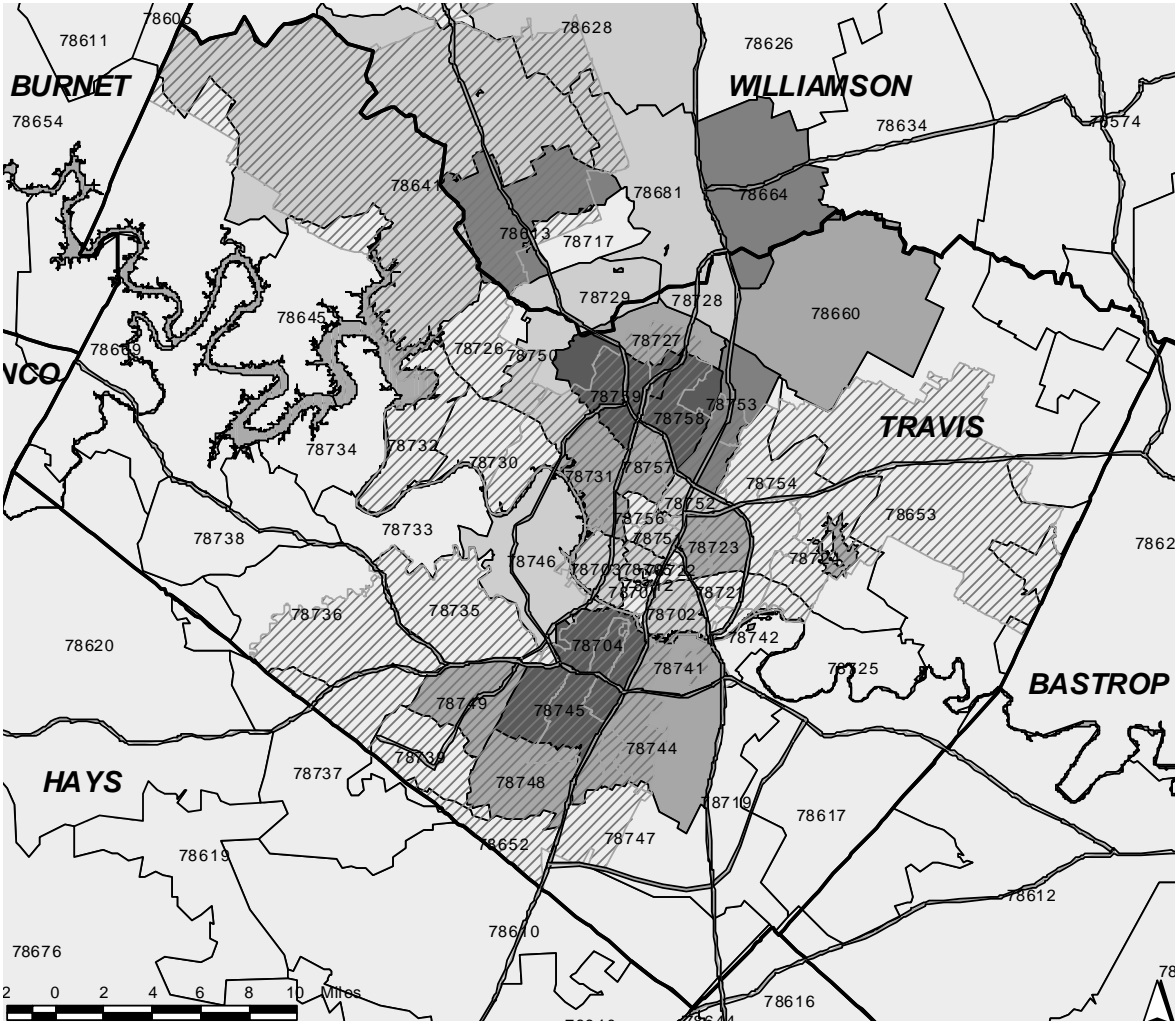
Region	Zip Code	2001-02	Region	Zip Code	2001-02
Hays County*			Taylor/Hutto/East Williamson County		
Buda	78610	69	Taylor	76574	64
Driftwood	78619	11	Thrall	76578	5
Dripping Springs	78620	58	Coupland	78615	5
Kyle	78640	67	Hutto	78634	29
San Marcos	78666	106	Total		103
Wimberley	78676	28	% of Grand Total		1.0%
Austin	78737	46			
Total		385	West Travis County		
% of Grand Total		3.7%	Leander	78645	60
			Spicewood	78669	44
Manor/East Travis County			Austin	78732	19
Manor	78653	52	Austin	78733	30
Austin	78724	78	Austin	78734	78
Austin	78725	31	Austin	78738	20
Total		161	Total		251
% of Grand Total		1.6%	% of Grand Total		2.4%
Pflugerville/Northeast Travis County			Other/Unknown		1,057
Pflugerville	78660	225	% of Grand Total		10.3%
Austin	78753	361			
Austin	78754	59	Grand Total		10,301
Total		645			
% of Grand Total		6.3%			
Round Rock					
Round Rock	78664	373			
Round Rock	78681	199			
Austin	78717	41			
Austin	78729	166			
Total		779			
% of Grand Total		7.6%			

* These numbers do not represent total headcount for the county due to zip codes that span more than one county.

NOTE: Headcount is based on zip code data as reported and entered in the ACC database. Zip code regions are based on definitions developed by ACC administration.

Source: Office of Continuing Education

Continuing Education Annual Headcount by Zip Code Map Academic Year 2002



NOTE: Headcount is based on zip code data as reported and entered in the ACC database.

Source: Office of Continuing Education

**Continuing Education
Course Enrollment by Location
Academic Year 2002**

Location	2001-02	Percent of Total
Associated Builders and Contractors	225	1.3%
Austin Bergstrom International Airport	21	0.1%
Austin Groups Elderly	21	0.1%
Akins High School	55	0.3%
Austin Recreation Center	95	0.5%
Bluestar Stables	30	0.2%
Bedichek Middle School	39	0.2%
Bob Wentz Park at Windy Point	2	0.0%
Carpenter's Hall (JATC)*	50	0.3%
Cypress Creek	366	2.1%
Downtown Education Center	430	2.5%
Electrical Apprentice (JATC)*	960	5.5%
Eastview Campus	564	3.3%
Fredericksburg	14	0.1%
Georgetown High School	27	0.2%
Highland Business Center	9,774	56.4%
Hilton Hotel (at ABIA)	239	1.4%
Humane Society of Austin Travis County	12	0.1%
Intertech Flooring	15	0.1%
Iron Workers (JATC)*	129	0.7%
Ladybird Johnson Wildflower	6	0.0%
McNeil High School	6	0.0%
Mt. Sinai Baptist Church	28	0.2%
Northridge	590	3.4%
Offsite	7	0.0%
Open Campus	8	0.0%
Pinnacle	500	2.9%
Plumbers and Pipefitters (JATC)*	347	2.0%
Rio Grande	261	1.5%
Riverside	1,267	7.3%
Skill Center	306	1.8%
Sheet Metal Workers (JATC)*	109	0.6%
Scuba Point	7	0.0%
State Theater School of Acting	388	2.2%
Taylor Fire Academy	46	0.3%
Texas Dept. Of Insurance	12	0.1%
Timberline Fitness Studio	36	0.2%
Town Lake Animal Shelter	5	0.0%
Twisted Oaks Farms	7	0.0%
Williamson County Workforce	326	1.9%
	17,330	

* JATC is an abbreviation for Joint Apprenticeship and Training Committees.

NOTE: Program area enrollment does not include Customized Training. Students who enroll in more than one course are counted once for each course. Percents may not add to 100 due to rounding.

Source: Office of Continuing Education

**Continuing Education
Course Enrollment by Program Area
Academic Year 2002**

Program Area	2001-02	Percent of Total
Apprenticeship	1,823	10.5%
Austin Quality Institute	58	0.3%
Business Development	447	2.6%
Contract Training	1,094	6.3%
Community Programs	2,395	13.8%
Computer Applications and Web Development	3,229	18.6%
Health Professions Institute	3,558	20.5%
Independent Study	248	1.4%
Job Entry Preparation	1,168	6.7%
Management and Supervision	212	1.2%
Professional Continuing Education	2,333	13.5%
Senior Academy	71	0.4%
Technical Certification Programs	362	2.1%
Truck Driving	332	1.9%
TOTAL	17,330	

NOTE: Program area enrollment does not include Customized Training. Students who enroll in more than one course are counted once for each course. Percents may not add to 100 due to rounding.

Source: Office of Continuing Education