

Section 8
Adult Education

This section can be used for finding:

- *components of the Adult Education Program.*
- *statistics on program participants and completers.*
- *statistics on GED graduates.*

Contents

Overview.....	123
Total Participants and Completers	124
Completers by Gender	125
Completers by Ethnicity	126
Graduates.....	127

Useful Terms

Completer - a student who completes all required assessments and 12 instructional contact hours in the Adult Basic Education (ABE), General Education Development (GED), or English-as-a-Second Language (ESL) program.

GED - General Education Development; test for students whose high school education was interrupted.

GED Graduate - a student who successfully completed the General Education Development (GED) program.

Participant - an individual who attends an initial orientation of the ABE, GED, or ESL program.

TEA - Texas Education Agency; evaluates and provides partial funding for the Adult Education Program.

Adult Education Overview

Austin Community College has served as the primary sponsor of the Adult Education Program of the Travis County Co-op since September 1973. The program is funded annually and evaluated by the Texas Education Agency (TEA). The federal portion of the funding is provided by the US Department of Education through TEA. The state portion of the funding is provided by the State of Texas. Local funding is also provided by Austin Community College. A coordinating committee comprised of public school superintendents and their representatives, human services agency representatives, members of the business community, and student representatives, that serves as an advisory committee in accordance with TEA guidelines.

Programs

The Adult Education Program includes the following components:

1. *Adult Basic Education* (ABE) programs are for adults whose reading, writing, and arithmetic skills are below the ninth-grade level. These classes, which consist of both self-paced and group instruction, are also part of the entry component of adult secondary or GED preparation.
2. *General Education Development* (GED) classes are for adults whose high school education was interrupted. These classes cover five areas: writing, social studies, science, reading, and math. GED classes are designed to assist students to prepare for the GED Test and offer life and job readiness skills.
3. *English-as-a-Second Language* (ESL) classes are for adults whose native language is not English.

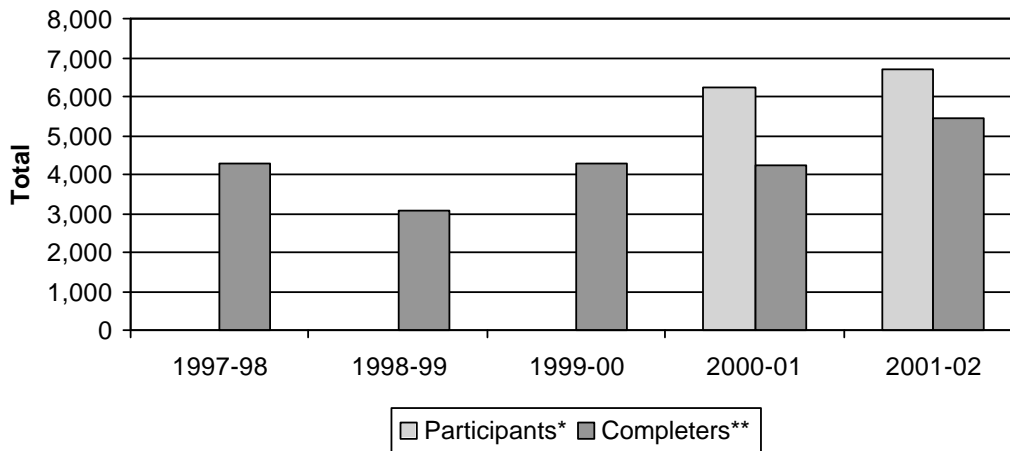
The following programs are specially funded through Adult Education and are designed for special populations:

1. The *Adult Education for Corrections and Institutions* program provides Adult Basic Education, ESL and GED preparation classes for inmates of city and county correctional facilities and students at state institutions (i.e., Texas School for the Blind and Visually Impaired, Texas State School for the Deaf).
2. The *Adult Education Even Start Family Literacy* program provides the nation's low income families with a unified family literacy program that integrates early childhood education, adult literacy or basic education, and parenting education.
3. The *English Literacy & Citizenship/Naturalization* program provides civics classes that prepare immigrants for US citizenship and essential life skills in the multi-cultural American community. These classes are a direct complement to the Adult Education GED social studies preparation and ESL classes.

Source: Office of Adult Education

ADULT EDUCATION
Total Participants and Completers
Academic Years 1998 - 2002

	1997-98	1998-99	1999-00	2000-01	2001-02
Total Participants*	-	-	-	6,250	6,699
Total Completers**	4,290	3,051	4,268	4,217	5,423



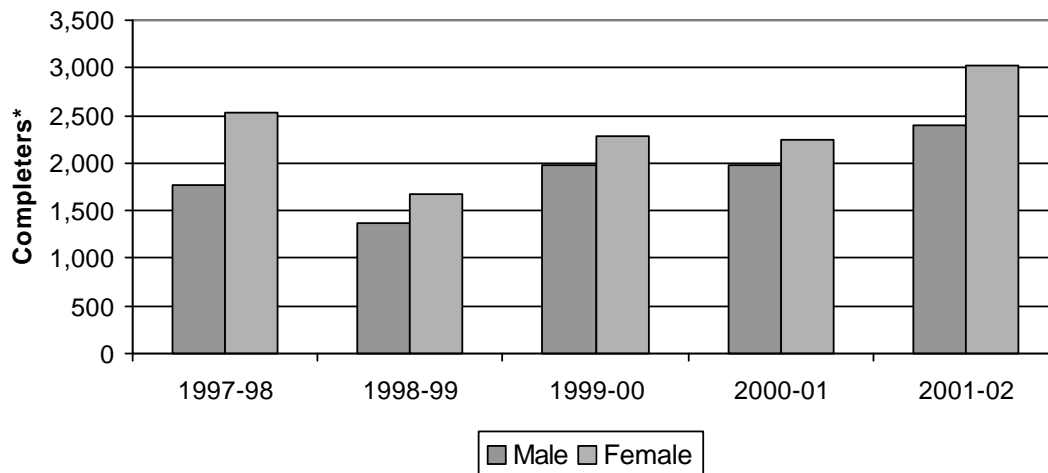
* Participants include all individuals served who attended an initial orientation of the ABE, GED, or ESL program. Comparable data are not available prior to 2000-01 due to a change in record keeping systems.

** Completers include only students reported according to TEA guidelines (i.e., students who completed all required assessments and 12 instructional contact hours in the ABE, GED, or ESL program).

Source: Office of Adult Education

**ADULT EDUCATION
Completers by Gender
Academic Years 1998 - 2002**

Gender	1997-98	1998-99	1999-00	2000-01	2001-02
Male	1,762	1,368	1,979	1,976	2,401
% of Total	41.1%	44.8%	46.4%	46.9%	44.3%
Female	2,528	1,683	2,289	2,241	3,022
% of Total	58.9%	55.2%	53.6%	53.1%	55.7%
TOTAL	4,290	3,051	4,268	4,217	5,423



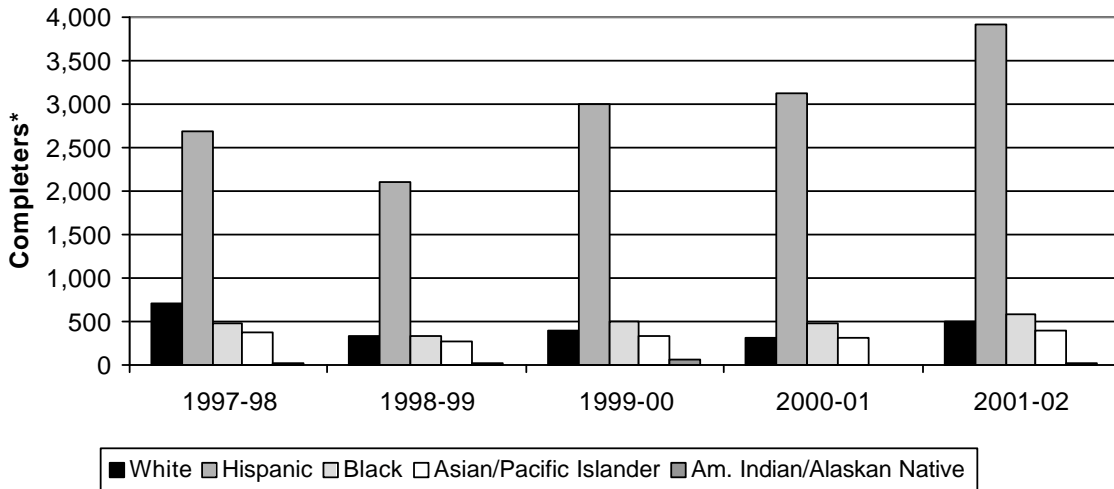
* Completers include only students reported according to TEA guidelines (i.e., students who completed all required assessments and 12 instructional contact hours in the ABE, GED, or ESL program).

NOTE: Percents may not add to 100 due to rounding.

Source: Office of Adult Education

**ADULT EDUCATION
Completers by Ethnicity
Academic Years 1998 - 2002**

Ethnicity	1997-98	1998-99	1999-00	2000-01	2001-02
White	709	328	390	310	493
% of Total	16.5%	10.8%	9.1%	7.4%	9.1%
Hispanic	2,686	2,099	3,004	3,115	3,922
% of Total	62.6%	68.8%	70.4%	73.9%	72.3%
Black	488	336	492	478	591
% of Total	11.4%	11.0%	11.5%	11.3%	10.9%
Asian/Pacific Islander	380	272	324	309	390
% of Total	8.9%	8.9%	7.6%	7.3%	7.2%
Am. Indian/Alaskan Native	27	16	58	5	27
% of Total	0.6%	0.5%	1.4%	0.1%	0.5%
TOTAL	4,290	3,051	4,268	4,217	5,423



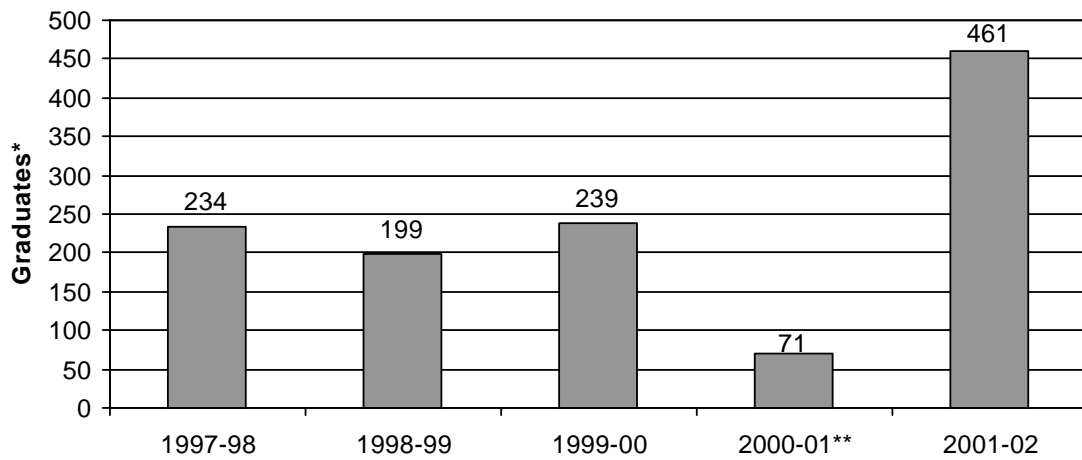
* Completers include only students reported according to TEA guidelines (i.e., students who completed all required assessments and 12 instructional contact hours in the ABE, GED, or ESL program).

NOTE: Percents may not add to 100 due to rounding.

Source: Office of Adult Education

**ADULT EDUCATION
Graduates
Academic Years 1998 - 2002**

	1997-98	1998-99	1999-00	2000-01**	2001-02
Graduates*	234	199	239	71	461



* Students who successfully completed the General Education Development (GED) program.

** The number of graduates decreased in 2000-01 due to a change in record keeping and implementation of a new departmental data system.

Source: Office of Adult Education