

Section 8

Adult Education

This section can be used for finding:

- *components of the Adult Education Program.*
- *statistics on program participants and completers.*
- *statistics on GED graduates.*

Contents

Summary	124
Overview	125
Total Participants and Completers	126
Completers by Gender	127
Completers by Ethnicity	128
GED Graduates	129

Useful Terms

Completer - a student who completes all required assessments and 12 instructional contact hours in the Adult Basic Education (ABE), General Education Development (GED), or English-as-a-Second Language (ESL) program.

General Education Development (GED) - test for students whose high school education was interrupted.

GED Graduate - a student who successfully passed the General Education Development (GED) exam.

Participant - an individual who attends an initial orientation of the Adult Basic Education, GED, or English-as-a-Second Language program.

TEA - Texas Education Agency; evaluates and provides partial funding for the Adult Education Program.

Adult Education Summary

- Academic year 2004 Adult Education participants and completers at Austin Community College (ACC) declined for the second year in a row.
- Examination of Adult Education participants in academic year 2004 revealed a 22% decline from academic year 2003 (3,768 students in academic year 2003; 2,923 students in academic year 2004).
- Inspection of Adult Education completion rates in academic year 2004 revealed a 2% increase from academic year 2003 (93% of participants completed the program in academic year 2003; 95% of participants completed the program in academic year 2004).
- Demographic analysis of Adult Education completers in academic year 2004 revealed an increase in the proportion of females (58% in academic year 2003; 61% in academic year 2004) as well as for Blacks (2% increase) and Hispanics (1% increase) compared to academic year 2003.
- Further analysis revealed a slight decline in the number of students passing the GED exam in academic year 2004. In academic year 2004, 194 students passed the GED exam, a 4% decline from the previous academic year.
- The decline in Adult Education participants can be attributed to several factors: the loss of the Austin Learning Academy as a partner, Austin Independent School District (AISD) choosing not to offer General Education Development (GED) classes under the Adult Education grant in academic year 2003, and more stringent student counting methods used in ACES (Adult and Community Education System). In addition, the Adult Education department was no longer able to use Garza High School as a site in academic year 2003, resulting in a loss of a large number of students served.

Adult Education Overview

Austin Community College has served as the primary sponsor of the Adult Education Program of the Travis County Co-op since September 1973. The program is funded annually and evaluated by the Texas Education Agency (TEA). The federal portion of the funding is provided by the US Department of Education through TEA. The state portion of the funding is provided by the State of Texas. Local funding is also provided by Austin Community College. Representatives from Austin Independent School District, Travis County Corrections, WorkSource, the Housing Authority City of Austin, and other adult and family literacy providers throughout Travis County, act as an advisory committee in accordance with TEA guidelines.

Programs

The Adult Education Program includes the following components:

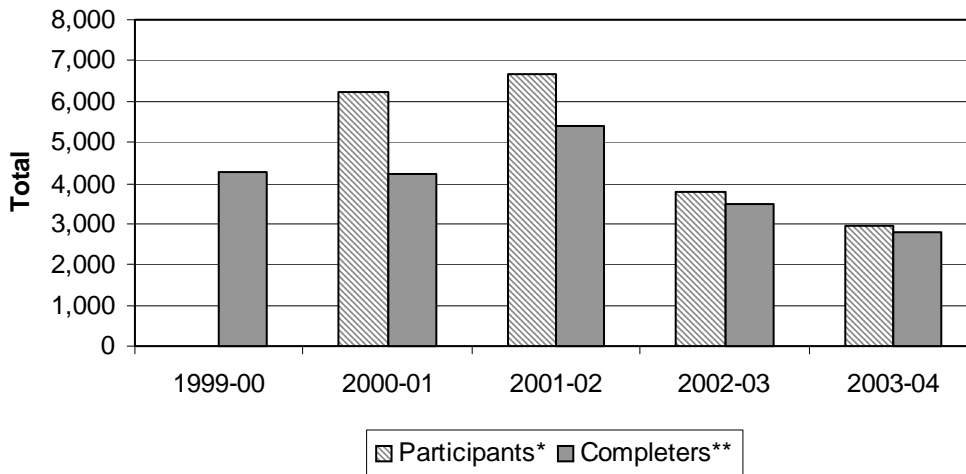
1. *Adult Basic Education (ABE)* programs are for adults whose reading, writing, and arithmetic skills are below the ninth-grade level. These classes, which consist of both self-paced and group instruction, are also part of the entry component of adult secondary or GED preparation.
2. *General Education Development (GED)* classes are for adults whose high school education was interrupted. These classes cover five areas: writing, social studies, science, reading, and math. GED classes are designed to assist students in preparing for the GED Exam and to offer life and job readiness skills.
3. *English-as-a-Second Language (ESL)* classes are for adults whose native language is not English.

The following programs are specially funded through Adult Education and are designed for special populations:

1. The *Adult Education for Corrections and Institutions* program provides Adult Basic Education, ESL and GED preparation classes for inmates of city and county correctional facilities and students at state institutions (i.e., Texas School for the Blind and Visually Impaired, Texas State School for the Deaf).
2. The *English Literacy & Citizenship/Naturalization* program provides civics classes that prepare immigrants for US citizenship and essential life skills in the multi-cultural American community. These classes are a direct complement to the Adult Education GED social studies preparation and ESL classes.

ADULT EDUCATION
Total Participants and Completers
Academic Years 2000 - 2004

	1999-00	2000-01	2001-02	2002-03	2003-04
Total Participants*		6,250	6,699	3,768	2,923
Total Completers**	4,268	4,217	5,423	3,487	2,786
Percent Completers		67.5%	81.0%	92.5%	95.3%



* Participants include all individuals served who attended an initial orientation of the ABE, GED, or ESL program. Comparable data are not available prior to 2000-01 due to a change in record keeping systems.

** Completers include only students reported according to TEA guidelines (i.e., students who completed all required assessments and 12 instructional contact hours in the ABE, GED, or ESL program).

Notes: Identification of Adult Education participants and completers was refined in AY03. The former identification process, Literacy Pro (an internal student tracking system), counted everyone. ACES (a state tracking system), the current identification process, only gives credit for students with 12 hours or more.

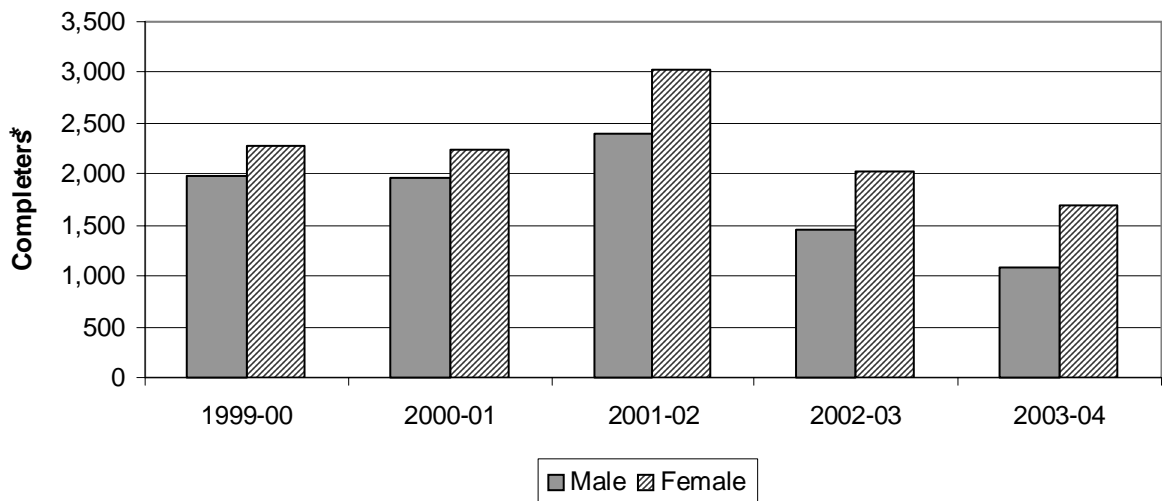
The loss of Austin Learning Academy as a partner reduced the number of students served by ACC in AY03.

ACC lost a key site (Garza High School) in AY03, which served a large number of students.

Source: Office of Adult Education

ADULT EDUCATION
Completers by Gender
Academic Years 2000 - 2004

Gender	1999-00	2000-01	2001-02	2002-03	2003-04
Male	1,979	1,976	2,401	1,464	1,086
% of Total	46.4%	46.9%	44.3%	42.0%	39.0%
Female	2,289	2,241	3,022	2,023	1,700
% of Total	53.6%	53.1%	55.7%	58.0%	61.0%
TOTAL	4,268	4,217	5,423	3,487	2,786



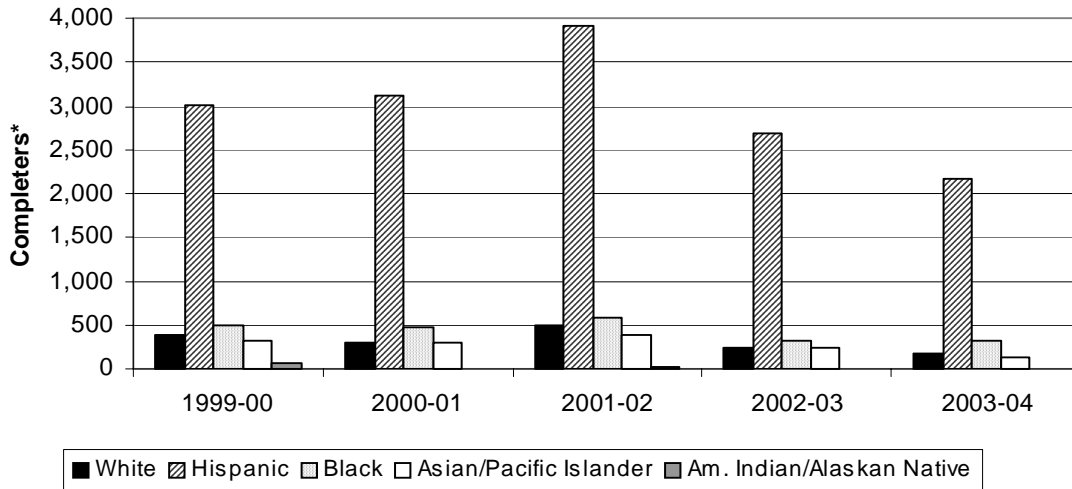
* Completers include only students reported according to TEA guidelines (i.e., students who completed all required assessments and 12 instructional contact hours in the ABE, GED, or ESL program).

NOTE: Percents may not add to 100 due to rounding.

Source: Office of Adult Education

ADULT EDUCATION Completers by Ethnicity Academic Years 2000 - 2004

Ethnicity	1999-00	2000-01	2001-02	2002-03	2003-04
White	390	310	493	232	172
% of Total	9.1%	7.4%	9.1%	6.7%	6.2%
Hispanic	3,004	3,115	3,922	2,690	2,168
% of Total	70.4%	73.9%	72.3%	77.1%	77.8%
Black	492	478	591	320	313
% of Total	11.5%	11.3%	10.9%	9.2%	11.2%
Asian/Pacific Islander	324	309	390	235	126
% of Total	7.6%	7.3%	7.2%	6.7%	4.5%
Am. Indian/Alaskan Native	58	5	27	10	7
% of Total	1.4%	0.1%	0.5%	0.3%	0.3%
TOTAL	4,268	4,217	5,423	3,487	2,786



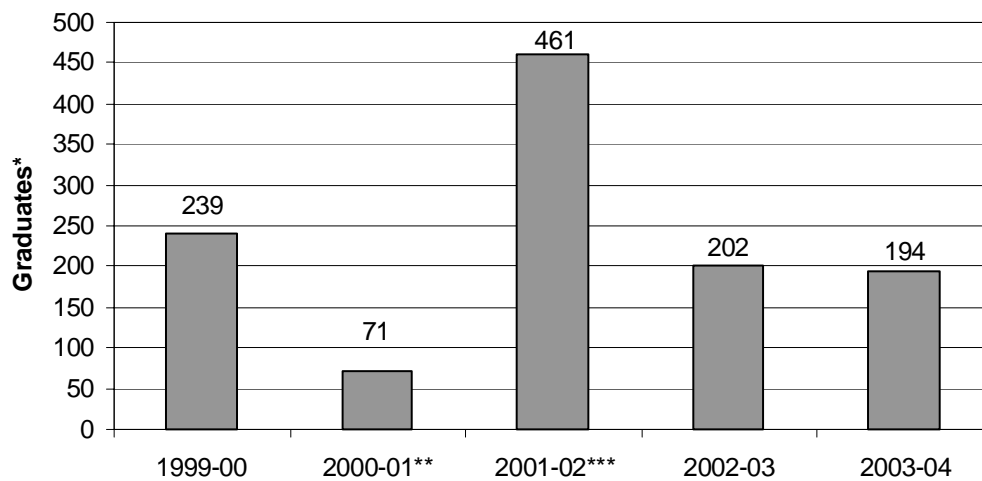
* Completers include only students reported according to TEA guidelines (i.e., students who completed all required assessments and 12 instructional contact hours in the ABE, GED, or ESL program).

NOTE: Percents may not add to 100 due to rounding.

Source: Office of Adult Education

**ADULT EDUCATION
GED Graduates
Academic Years 2000 - 2004**

	1999-00	2000-01**	2001-02***	2002-03	2003-04
Graduates*	239	71	461	202	194



* Students who successfully passed the General Education Development (GED) exam in the Adult Education Program.

** The number of graduates decreased in 2000-01 due to a change in record keeping and implementation of a new departmental data system.

*** Due to a change in GED assessment in 2002-2003, there was a large increase in GED graduates in 2001-2002. Students who did not complete all 5 GED tests prior to the end of 2001-2002 would have to start over with testing in 2002-2003.

Note: Adult Education (AE) Graduates: The decline in the number of GED graduates in Academic Year 2003-04 was impacted by AISD choosing not to offer GED classes under the AE grant.

Source: Office of Adult Education