

Adult Education

Contents

| | |
|---|-----|
| Overview..... | 275 |
| Community Partnerships | 276 |
| Total Enrollments and Participants | 277 |
| Participants by Gender | 278 |
| Participants by Unduplicated Race/Ethnicity | 279 |
| GED Graduates | 280 |

THIS PAGE INTENTIONALLY LEFT BLANK

Adult Education Overview

Austin Community College District has served as the primary sponsor of the Adult Education (AE) in Travis County since 1973 and is the current fiscal agent of the Capital Area AE Consortium for federally funded adult education (WIOA Title II). State funding is administered by the Texas Workforce Commission (TWC). Local funding is also provided by Austin Community College.

Adult Education consists of four instructional programs: English as a Second Language (ESL), GED/HSE (High School Equivalency) Preparation, College Prep, and Career Pathways.

Adult Education also provides extensive student services for its students. Services include admissions, advising, assessment, counseling, and recruitment. Once our students are in college, Adult Education stays with them through partnered instruction, support classes, scholarships specifically for AE students, and intensive advising.

Adult Education has the goal of increased student confidence and readiness for career, college and community participation through these instructional programs:

1. The Adult Basic Education (ABE/HSE/GED) Program provides instruction for four levels of Reading, Writing, Math, Social Studies and Science. Classes prepare students for the achievement of the high school credential (GED, HiSet, and TASC).
2. The ESL Program offers five levels of Reading, Writing, Listening, and Speaking with a focus on the lowest levels of ESL. The ESL curriculum continues to improve with increased rigor and a coordinated writing and grammar curriculum which includes use of Neuhaus Multisensory Grammar.
3. The College Prep Program offers highly motivated students the opportunity to bypass or reduce their need for developmental courses by offering highly intensive, rigorous classes that prepares students for college. Employing a cohort/learning community model, the program increases student confidence and helps them achieve college readiness and TSI completion.
4. The Career Pathways Program offers career pathways courses five ways: classes developed in-house in conjunction with industry experts and corresponding ACC departments; co-taught classes with continuing education leading to industry recognized certificates such as HVAC, CNA, and Java Certification; paired student support classes with academic departments; paid student internships; and workplace ESL or GED.

AE received two Career Pathways grants in addition to our main grant: a workplace literacy grant to expand classes at local employer job sites and a grant to support Ability to Benefit efforts. New federal rules for Ability to Benefit allow students to access federal financial aid and enroll in approved level 1 certificate programs while they are working on their HSE/GED certificate.

**Adult Education
Community Partnerships**

ACC is the current fiscal agent of the Capital Area Adult Education Consortium. In accordance with TWC guidelines, Adult Education maintains a variety of partnerships to deliver Adult Education and literacy services to the Capital Area. Current partners are listed below.

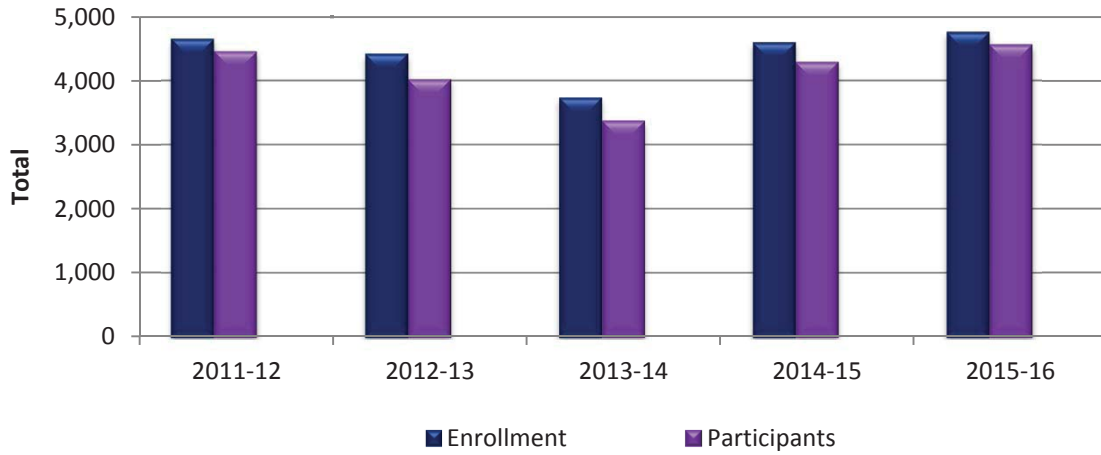
Community Partnerships (Non-Financial)

| | |
|---|--|
| Austin Area Urban League | Literacy Coalition of Central Texas |
| Austin Public Libraries | Manor Independent School District |
| Capital Idea | Pflugerville Independent School District |
| City of Austin | SSP Learning Center at EUMC |
| Del Valle Independent School District | Southwest Key Program |
| Harvest Foundation | Texas Workforce Commission |
| Hilton North Austin | Travis County Juvenile Probation |
| Housing Authority of the City of Austin | Travis County Sheriff's Office |
| JW Marriott Austin | Wells Branch Public Library |
| Lifeworks Literacy Programs | |

Consortium Members (Financial)

| |
|-------------------------------------|
| Advocacy Outreach |
| Austin ISD |
| Austin Learning Academy |
| Communities in Schools |
| Lifeworks |
| Literacy Coalition of Central Texas |

**Adult Education
Total Enrollments and Participants
Academic Years 2012 - 2016**

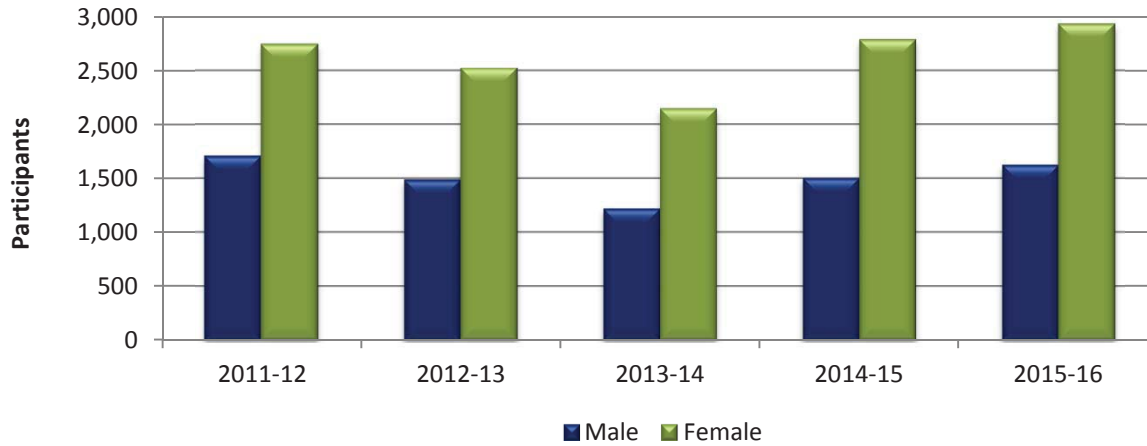


| | 2011-12 | 2012-13 | 2013-14 | 2014-15 | 2015-16 |
|--------------------|---------|---------|---------|---------|---------|
| Total Enrollment | 4,655 | 4,424 | 3,741 | 4,601 | 4,763 |
| Total Participants | 4,462 | 4,023 | 3,379 | 4,298 | 4,568 |

NOTE: Refer to Glossary for definitions of terms.

Source: Office of Adult Education

**Adult Education
Participants by Gender
Academic Years 2012 - 2016**



| Gender | 2011-12 | 2012-13 | 2013-14 | 2014-15 | 2015-16 |
|---------------|----------------|----------------|----------------|----------------|----------------|
| Male | 1,712 | 1,492 | 1,225 | 1,506 | 1,630 |
| % of Total | 38.73% | 38.37% | 37.09% | 35.04% | 35.68% |
| Female | 2,750 | 2,531 | 2,154 | 2,792 | 2,938 |
| % of Total | 61.27% | 61.63% | 62.91% | 64.96% | 64.32% |
| TOTAL | 4,462 | 4,023 | 3,379 | 4,298 | 4,568 |

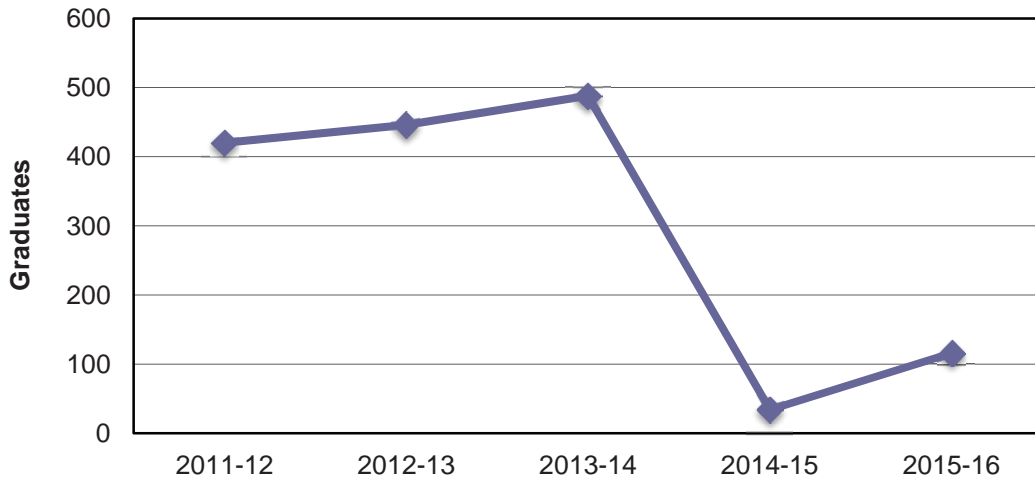
Source: Office of Adult Education

**Adult Education
Participants by Unduplicated Race/Ethnicity
Academic Years 2012 - 2016**

| Unduplicated Race/Ethnicity | 2011-12 | 2012-13 | 2013-14 | 2014-15 | 2015-16 |
|------------------------------------|----------------|----------------|----------------|----------------|----------------|
| White | 388 | 302 | 307 | 421 | 461 |
| % of Total | 7.77% | 8.70% | 7.51% | 9.80% | 10.09% |
| Black | 492 | 469 | 338 | 333 | 306 |
| % of Total | 11.21% | 11.03% | 11.66% | 7.75% | 6.70% |
| Hispanic | 3,219 | 2,959 | 2,495 | 3,168 | 3,363 |
| % of Total | 73.18% | 72.14% | 73.55% | 73.71% | 73.62% |
| Asian | 324 | 240 | 208 | 343 | 405 |
| % of Total | 7.04% | 7.26% | 5.97% | 7.98% | 8.87% |
| Hawaiian/Pacific Islander | 4 | 2 | 5 | 4 | 4 |
| % of Total | 0.07% | 0.09% | 0.05% | 0.09% | 0.09% |
| Am. Indian/Alaskan Native | 6 | 9 | 3 | 9 | 11 |
| % of Total | 0.18% | 0.13% | 0.22% | 0.21% | 0.24% |
| Two or more races | 29 | 42 | 23 | 20 | 18 |
| % of Total | 0.54% | 0.65% | 1.04% | 0.47% | 0.39% |
| TOTAL | 4,462 | 4,023 | 3,379 | 4,298 | 4,568 |

Source: Office of Adult Education

**Adult Education
GED Graduates
Academic Years 2012 - 2016**



| | 2011-12 | 2012-13 | 2013-14 | 2014-15 | 2015-16 |
|-----------|---------|---------|---------|---------|---------|
| Graduates | 420 | 446 | 488 | 34 | 116 |

NOTE : Due to the implementation of the 2014 GED Test, Austin Community College experienced a steep decline in GED completions, as did the rest of Texas.

Source: Office of Adult Education