

**Survey of Entering Student Engagement - Austin Community College**

**2011 Benchmark Scores Report - Main Survey**

Comparison Group: Extra-Large Colleges\*

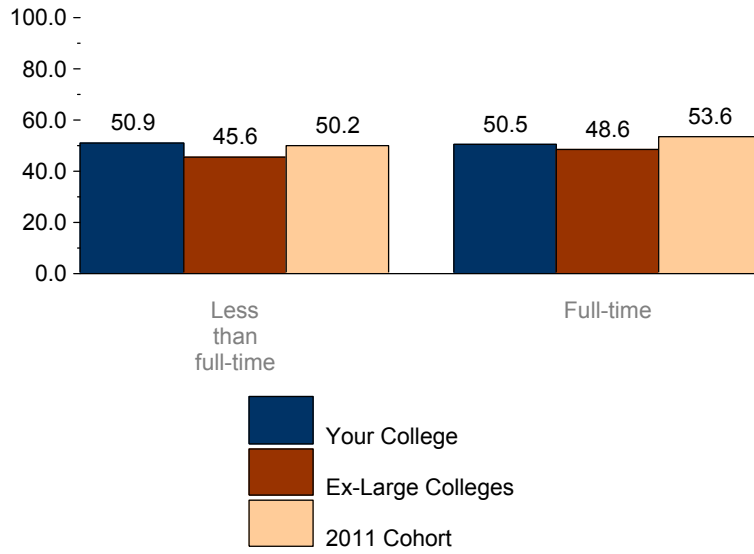
Entering Students Only - Breakout by Enrollment Status

[Unweighted]

Benchmark	Enrollment Status	Your College	Ex-Large Colleges		2011 Cohort	
		Score	Score	Difference	Score	Difference
Early Connections	Less than full-time	50.9	45.6	5.3	50.2	0.7
	Full-time	50.5	48.6	1.9	53.6	-3.2
High Expectations and Aspirations	Less than full-time	51.1	49.5	1.5	50.3	0.8
	Full-time	48.3	48.8	-0.5	49.3	-0.9
Clear Academic Plan and Pathway	Less than full-time	60.3	46.6	13.8	50.3	10.0
	Full-time	58.0	49.1	8.9	52.1	5.9
Effective Track to College Readiness	Less than full-time	57.4	51.0	6.5	49.6	7.8
	Full-time	51.9	51.4	0.5	51.2	0.7
Engaged Learning	Less than full-time	50.1	46.8	3.3	47.4	2.7
	Full-time	56.5	53.5	3.0	54.5	2.0
Academic and Social Support Network	Less than full-time	52.4	48.0	4.4	48.3	4.1
	Full-time	53.0	51.5	1.5	52.9	0.1

\* The comparison group and cohort columns on this page INCLUDE your college.

**Survey of Entering Student Engagement**  
**Austin Community College**  
**2011 Benchmark Bar Chart - Main Survey**  
Comparison Group: Extra-Large Colleges\*  
Entering Students Only - Breakout by Enrollment Status  
[Unweighted]  
Early Connections (EARLYCON)



\* The comparison group and cohort bars on this page INCLUDE your college.

**Survey of Entering Student Engagement - Austin Community College**

**2011 Benchmark Means Report - Main Survey**

Comparison Group: Extra-Large Colleges\*

Entering Students Only - Breakout by Enrollment Status

[Unweighted]

Early Connections (EARLYCON)

			Your College	Ex-Large Colleges		2011 Cohort	
Item	Variable	Enrollment Status	Mean	Mean	Effect Size**	Mean	Effect Size**
Item 18: Think about your experiences from the time of your decision to attend this college through the end of the first three weeks of your first semester/quarter.							
1 = Strongly disagree, 2 = Disagree, 3 = Neutral, 4 = Agree, 5 = Strongly agree							
18a. The very first time I came to this college I felt welcome [EARLYCON]	WELCOME	Less than full-time	4.02	3.85		3.91	
		Full-time	3.97	3.90		3.97	
18i. The college provided me with adequate information about financial assistance (scholarships, grants, loans, etc.) [EARLYCON]	FAINFO	Less than full-time	3.31	3.21		3.26	
		Full-time	3.28	3.35		3.42	
18j. A college staff member helped me determine whether I qualified for financial assistance [EARLYCON]	QUALFA	Less than full-time	3.03	2.79		2.88	
		Full-time	2.95	2.92		3.01	
18p. At least one college staff member (other than an instructor) learned my name [EARLYCON]	CSTAFNAM	Less than full-time	3.22	2.92	0.22**	3.05	
		Full-time	3.27	3.04		3.21	
One or more items in this benchmark are not suited to means calculations. Please see the Frequency Distribution that follows for these items.							

\* The comparison group and cohort columns on this page EXCLUDE your college.

\*\* T-test: 2-tailed

If a group contains less than 50 respondents, interpret the comparison results cautiously.

**Survey of Entering Student Engagement - Austin Community College**

**2011 Frequency Distributions - Main Survey**

Comparison Group: Extra-Large Colleges\*

Entering Students Only - Breakout by Enrollment Status: Less than full-time Students

[Unweighted]

Early Connections (EARLYCON)

Item	Variable	Responses	Your College		Ex-Large Colleges		2011 Cohort	
			Count	Percent	Count	Percent	Count	Percent
<b>Item 18: Think about your experiences from the time of your decision to attend this college through the end of the first three weeks of your first semester/quarter.</b>								
18a. The very first time I came to this college I felt welcome [EARLYCON]	WELCOME	Strongly disagree	3	0.9	70	1.3	274	1.1
		Disagree	10	3.1	175	3.2	644	2.7
		Neutral	72	22.3	1,543	28.1	6,301	25.9
		Agree	132	40.9	2,408	43.8	10,883	44.8
		Strongly agree	106	32.8	1,304	23.7	6,198	25.5
		<b>Total</b>	<b>323</b>	<b>100.0</b>	<b>5,500</b>	<b>100.0</b>	<b>24,300</b>	<b>100.0</b>
18i. The college provided me with adequate information about financial assistance (scholarships, grants, loans, etc.) [EARLYCON]	FAINFO	Strongly disagree	29	9.0	541	9.9	2,262	9.3
		Disagree	50	15.5	1,003	18.3	4,267	17.6
		Neutral	100	31.0	1,523	27.7	6,592	27.2
		Agree	81	25.1	1,617	29.5	7,213	29.8
		Strongly agree	63	19.5	806	14.7	3,890	16.1
		<b>Total</b>	<b>323</b>	<b>100.0</b>	<b>5,490</b>	<b>100.0</b>	<b>24,224</b>	<b>100.0</b>
18j. A college staff member helped me determine whether I qualified for financial assistance [EARLYCON]	QUALFA	Strongly disagree	39	12.1	841	15.4	3,376	14.0
		Disagree	88	27.2	1,645	30.0	6,744	27.9
		Neutral	78	24.1	1,364	24.9	6,326	26.2
		Agree	59	18.3	1,065	19.5	4,871	20.2
		Strongly agree	59	18.3	560	10.2	2,832	11.7
		<b>Total</b>	<b>323</b>	<b>100.0</b>	<b>5,475</b>	<b>100.0</b>	<b>24,149</b>	<b>100.0</b>
18p. At least one college staff member (other than an instructor) learned my name [EARLYCON]	CSTAFNAM	Strongly disagree	47	14.6	997	18.2	3,841	15.9
		Disagree	67	20.8	1,379	25.2	5,611	23.2
		Neutral	54	16.8	1,051	19.2	4,721	19.5
		Agree	76	23.6	1,162	21.2	5,635	23.3
		Strongly agree	78	24.2	882	16.1	4,398	18.2
		<b>Total</b>	<b>322</b>	<b>100.0</b>	<b>5,471</b>	<b>100.0</b>	<b>24,206</b>	<b>100.0</b>
<b>Item 23</b>								
23. Was a specific person assigned to you so you could see him/her each time you needed information or assistance?	ASNPERS	Yes	67	21.3	928	17.5	4,955	21.2
		No	247	78.7	4,362	82.5	18,442	78.8
		<b>Total</b>	<b>314</b>	<b>100.0</b>	<b>5,290</b>	<b>100.0</b>	<b>23,397</b>	<b>100.0</b>

\* The comparison group and cohort columns on this page EXCLUDE your college.

**Survey of Entering Student Engagement - Austin Community College**

**2011 Frequency Distributions - Main Survey**

Comparison Group: Extra-Large Colleges\*

Entering Students Only - Breakout by Enrollment Status: Full-time Students

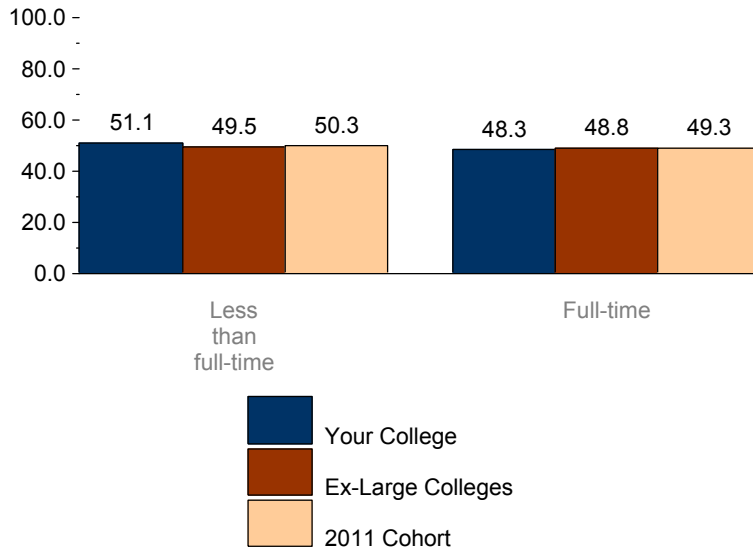
[Unweighted]

Early Connections (EARLYCON)

Item	Variable	Responses	Your College		Ex-Large Colleges		2011 Cohort	
			Count	Percent	Count	Percent	Count	Percent
<b>Item 18: Think about your experiences from the time of your decision to attend this college through the end of the first three weeks of your first semester/quarter.</b>								
18a. The very first time I came to this college I felt welcome [EARLYCON]	WELCOME	Strongly disagree	2	0.8	130	0.9	587	0.8
		Disagree	3	1.2	368	2.7	1,571	2.2
		Neutral	61	24.3	3,701	26.8	16,649	23.3
		Agree	119	47.4	6,206	45.0	32,967	46.1
		Strongly agree	66	26.3	3,401	24.6	19,703	27.6
		<b>Total</b>	<b>251</b>	<b>100.0</b>	<b>13,806</b>	<b>100.0</b>	<b>71,477</b>	<b>100.0</b>
18i. The college provided me with adequate information about financial assistance (scholarships, grants, loans, etc.) [EARLYCON]	FAINFO	Strongly disagree	31	12.4	1,098	8.0	5,231	7.3
		Disagree	36	14.3	2,223	16.1	10,505	14.7
		Neutral	59	23.5	3,556	25.8	18,130	25.4
		Agree	82	32.7	4,522	32.8	23,892	33.5
		Strongly agree	43	17.1	2,377	17.3	13,553	19.0
		<b>Total</b>	<b>251</b>	<b>100.0</b>	<b>13,776</b>	<b>100.0</b>	<b>71,311</b>	<b>100.0</b>
18j. A college staff member helped me determine whether I qualified for financial assistance [EARLYCON]	QUALFA	Strongly disagree	39	15.6	1,833	13.3	8,563	12.0
		Disagree	62	24.8	3,808	27.7	18,173	25.6
		Neutral	56	22.4	3,395	24.7	18,209	25.6
		Agree	59	23.6	3,021	22.0	16,284	22.9
		Strongly agree	34	13.6	1,681	12.2	9,892	13.9
		<b>Total</b>	<b>250</b>	<b>100.0</b>	<b>13,738</b>	<b>100.0</b>	<b>71,121</b>	<b>100.0</b>
18p. At least one college staff member (other than an instructor) learned my name [EARLYCON]	CSTAFNAM	Strongly disagree	33	13.3	2,328	16.9	9,860	13.8
		Disagree	53	21.4	3,297	23.9	15,282	21.4
		Neutral	42	16.9	2,418	17.5	12,184	17.1
		Agree	53	21.4	2,987	21.7	17,672	24.8
		Strongly agree	67	27.0	2,748	19.9	16,288	22.8
		<b>Total</b>	<b>248</b>	<b>100.0</b>	<b>13,778</b>	<b>100.0</b>	<b>71,286</b>	<b>100.0</b>
<b>Item 23</b>								
23. Was a specific person assigned to you so you could see him/her each time you needed information or assistance?	ASNPERS	Yes	57	23.5	2,592	19.6	17,354	25.2
		No	186	76.5	10,612	80.4	51,477	74.8
		<b>Total</b>	<b>243</b>	<b>100.0</b>	<b>13,204</b>	<b>100.0</b>	<b>68,831</b>	<b>100.0</b>

\* The comparison group and cohort columns on this page EXCLUDE your college.

**Survey of Entering Student Engagement**  
**Austin Community College**  
**2011 Benchmark Bar Chart - Main Survey**  
 Comparison Group: Extra-Large Colleges\*  
 Entering Students Only - Breakout by Enrollment Status  
 [Unweighted]  
 High Expectations and Aspirations (HIEXPECT)



\* The comparison group and cohort bars on this page INCLUDE your college.

**Survey of Entering Student Engagement - Austin Community College**

**2011 Benchmark Means Report - Main Survey**

Comparison Group: Extra-Large Colleges\*

Entering Students Only - Breakout by Enrollment Status

[Unweighted]

High Expectations and Aspirations (HIEXPECT)

			Your College	Ex-Large Colleges		2011 Cohort	
Item	Variable	Enrollment Status	Mean	Mean	Effect Size**	Mean	Effect Size**
<b>Item 18: Think about your experiences from the time of your decision to attend this college through the end of the first three weeks of your first semester/quarter.</b>							
1 = Strongly disagree, 2 = Disagree, 3 = Neutral, 4 = Agree, 5 = Strongly agree							
18b. The instructors at this college want me to succeed [HIEXPECT]	WNTSCCD	Less than full-time	4.32	4.22		4.25	
		Full-time	4.25	4.22		4.25	
18t. I have the motivation to do what it takes to succeed in college [HIEXPECT]	ITTAKES	Less than full-time	4.43	4.40		4.41	
		Full-time	4.54	4.46		4.46	
18u. I am prepared academically to succeed in college [HIEXPECT]	ACPRPRD	Less than full-time	4.30	4.26		4.26	
		Full-time	4.35	4.34		4.33	
<b>Item 19: During the first three weeks of your first semester/quarter at this college, about how often did you do the following?</b>							
1 = Never, 2 = Once, 3 = Two or three times, 4 = Four or more times							
19c. Turn in an assignment late [HIEXPECT]	LATETURN	Less than full-time	1.54	1.38	0.25**	1.39	0.24**
		Full-time	1.50	1.42		1.41	
19d. Not turn in an assignment [HIEXPECT]	NOTTURN	Less than full-time	1.27	1.35		1.33	
		Full-time	1.33	1.38		1.36	
19f. Come to class without completing readings or assignments [HIEXPECT]	NOTCOMPL	Less than full-time	1.52	1.56		1.54	
		Full-time	1.75	1.67		1.66	
19s. Skip class [HIEXPECT]	SKIPCL	Less than full-time	1.30	1.32		1.32	
		Full-time	1.39	1.36		1.38	

\* The comparison group and cohort columns on this page EXCLUDE your college.

\*\* T-test: 2-tailed

If a group contains less than 50 respondents, interpret the comparison results cautiously.

**Survey of Entering Student Engagement - Austin Community College**

**2011 Frequency Distributions - Main Survey**

Comparison Group: Extra-Large Colleges\*

Entering Students Only - Breakout by Enrollment Status: Less than full-time Students

[Unweighted]

High Expectations and Aspirations (HIEXPECT)

Item	Variable	Responses	Your College		Ex-Large Colleges		2011 Cohort	
			Count	Percent	Count	Percent	Count	Percent
<b>Item 18: Think about your experiences from the time of your decision to attend this college through the end of the first three weeks of your first semester/quarter.</b>								
18b. The instructors at this college want me to succeed [HIEXPECT]	WNTSCCD	Strongly disagree	1	0.3	13	0.2	56	0.2
		Disagree	0	N/A	51	0.9	196	0.8
		Neutral	38	11.8	725	13.2	2,943	12.1
		Agree	139	43.2	2,615	47.6	11,566	47.7
		Strongly agree	144	44.7	2,094	38.1	9,511	39.2
		<b>Total</b>	<b>322</b>	<b>100.0</b>	<b>5,498</b>	<b>100.0</b>	<b>24,272</b>	<b>100.0</b>
18t. I have the motivation to do what it takes to succeed in college [HIEXPECT]	ITTAKES	Strongly disagree	4	1.2	33	0.6	104	0.4
		Disagree	4	1.2	66	1.2	284	1.2
		Neutral	29	9.0	489	8.9	2,136	8.8
		Agree	97	30.0	1,966	35.8	8,696	35.9
		Strongly agree	189	58.5	2,932	53.4	13,029	53.7
		<b>Total</b>	<b>323</b>	<b>100.0</b>	<b>5,486</b>	<b>100.0</b>	<b>24,249</b>	<b>100.0</b>
18u. I am prepared academically to succeed in college [HIEXPECT]	ACPRPRD	Strongly disagree	3	0.9	33	0.6	130	0.5
		Disagree	5	1.6	98	1.8	422	1.7
		Neutral	45	14.0	740	13.5	3,265	13.5
		Agree	107	33.3	2,162	39.4	9,646	39.7
		Strongly agree	161	50.2	2,460	44.8	10,806	44.5
		<b>Total</b>	<b>321</b>	<b>100.0</b>	<b>5,493</b>	<b>100.0</b>	<b>24,269</b>	<b>100.0</b>
<b>Item 19: During the first three weeks of your first semester/quarter at this college, about how often did you do the following?</b>								
19c. Turn in an assignment late [HIEXPECT]	LATETURN	Never	196	60.7	3,831	69.8	16,726	69.1
		Once	85	26.3	1,258	22.9	5,705	23.6
		Two or three times	35	10.8	354	6.4	1,583	6.5
		Four or more times	7	2.2	46	0.8	198	0.8
		<b>Total</b>	<b>323</b>	<b>100.0</b>	<b>5,489</b>	<b>100.0</b>	<b>24,212</b>	<b>100.0</b>
19d. Not turn in an assignment [HIEXPECT]	NOTTURN	Never	254	79.1	4,005	73.5	18,197	75.5
		Once	49	15.3	1,048	19.2	4,305	17.9
		Two or three times	15	4.7	322	5.9	1,288	5.3
		Four or more times	3	0.9	76	1.4	323	1.3
		<b>Total</b>	<b>321</b>	<b>100.0</b>	<b>5,451</b>	<b>100.0</b>	<b>24,113</b>	<b>100.0</b>
19f. Come to class without completing readings or assignments [HIEXPECT]	NOTCOMPL	Never	201	61.8	3,289	59.9	14,619	60.2
		Once	86	26.5	1,468	26.8	6,692	27.6
		Two or three times	32	9.8	606	11.0	2,454	10.1
		Four or more times	6	1.8	124	2.3	500	2.1
		<b>Total</b>	<b>325</b>	<b>100.0</b>	<b>5,487</b>	<b>100.0</b>	<b>24,265</b>	<b>100.0</b>

\* The comparison group and cohort columns on this page EXCLUDE your college.



**Survey of Entering Student Engagement - Austin Community College**

**2011 Frequency Distributions - Main Survey**

Comparison Group: Extra-Large Colleges\*

Entering Students Only - Breakout by Enrollment Status: Less than full-time Students

[Unweighted]

High Expectations and Aspirations (HIEEXPECT)

Item	Variable	Responses	Your College		Ex-Large Colleges		2011 Cohort	
			Count	Percent	Count	Percent	Count	Percent
Item 19: During the first three weeks of your first semester/quarter at this college, about how often did you do the following?								
19s. Skip class [HIEEXPECT]	SKIPCL	Never	252	77.8	4,177	76.1	18,537	76.3
		Once	51	15.7	922	16.8	4,059	16.7
		Two or three times	18	5.6	328	6.0	1,409	5.8
		Four or more times	3	0.9	65	1.2	276	1.1
		Total	324	100.0	5,492	100.0	24,281	100.0

\* The comparison group and cohort columns on this page EXCLUDE your college.

**Survey of Entering Student Engagement - Austin Community College**

**2011 Frequency Distributions - Main Survey**

Comparison Group: Extra-Large Colleges\*

Entering Students Only - Breakout by Enrollment Status: Full-time Students

[Unweighted]

High Expectations and Aspirations (HIEEXPECT)

Item	Variable	Responses	Your College		Ex-Large Colleges		2011 Cohort	
			Count	Percent	Count	Percent	Count	Percent
<b>Item 18: Think about your experiences from the time of your decision to attend this college through the end of the first three weeks of your first semester/quarter.</b>								
18b. The instructors at this college want me to succeed [HIEEXPECT]	WNTSCCD	Strongly disagree	1	0.4	30	0.2	164	0.2
		Disagree	4	1.6	106	0.8	513	0.7
		Neutral	30	12.0	1,834	13.3	8,628	12.1
		Agree	111	44.2	6,687	48.4	33,929	47.5
		Strongly agree	105	41.8	5,145	37.3	28,181	39.5
		<b>Total</b>	<b>251</b>	<b>100.0</b>	<b>13,802</b>	<b>100.0</b>	<b>71,415</b>	<b>100.0</b>
18t. I have the motivation to do what it takes to succeed in college [HIEEXPECT]	ITTAKES	Strongly disagree	1	0.4	65	0.5	255	0.4
		Disagree	1	0.4	135	1.0	668	0.9
		Neutral	20	8.0	1,057	7.7	5,460	7.7
		Agree	67	26.8	4,696	34.1	24,914	34.9
		Strongly agree	161	64.4	7,836	56.8	40,050	56.1
		<b>Total</b>	<b>250</b>	<b>100.0</b>	<b>13,789</b>	<b>100.0</b>	<b>71,347</b>	<b>100.0</b>
18u. I am prepared academically to succeed in college [HIEEXPECT]	ACPRPRD	Strongly disagree	0	N/A	57	0.4	281	0.4
		Disagree	6	2.4	193	1.4	913	1.3
		Neutral	31	12.4	1,485	10.8	7,960	11.1
		Agree	84	33.5	5,282	38.3	27,898	39.1
		Strongly agree	130	51.8	6,783	49.2	34,358	48.1
		<b>Total</b>	<b>251</b>	<b>100.0</b>	<b>13,800</b>	<b>100.0</b>	<b>71,410</b>	<b>100.0</b>
<b>Item 19: During the first three weeks of your first semester/quarter at this college, about how often did you do the following?</b>								
19c. Turn in an assignment late [HIEEXPECT]	LATETURN	Never	151	60.4	9,188	66.7	47,809	67.0
		Once	80	32.0	3,543	25.7	18,099	25.4
		Two or three times	13	5.2	914	6.6	4,779	6.7
		Four or more times	6	2.4	120	0.9	645	0.9
		<b>Total</b>	<b>250</b>	<b>100.0</b>	<b>13,765</b>	<b>100.0</b>	<b>71,332</b>	<b>100.0</b>
19d. Not turn in an assignment [HIEEXPECT]	NOTTURN	Never	184	73.6	9,699	70.7	51,651	72.8
		Once	51	20.4	2,941	21.4	14,346	20.2
		Two or three times	13	5.2	895	6.5	4,025	5.7
		Four or more times	2	0.8	179	1.3	961	1.4
		<b>Total</b>	<b>250</b>	<b>100.0</b>	<b>13,714</b>	<b>100.0</b>	<b>70,983</b>	<b>100.0</b>
19f. Come to class without completing readings or assignments [HIEEXPECT]	NOTCOMPL	Never	118	46.8	7,268	52.8	37,958	53.2
		Once	92	36.5	4,255	30.9	21,941	30.7
		Two or three times	29	11.5	1,800	13.1	9,317	13.0
		Four or more times	13	5.2	447	3.2	2,179	3.1
		<b>Total</b>	<b>252</b>	<b>100.0</b>	<b>13,770</b>	<b>100.0</b>	<b>71,395</b>	<b>100.0</b>

\* The comparison group and cohort columns on this page EXCLUDE your college.

**Survey of Entering Student Engagement - Austin Community College**

**2011 Frequency Distributions - Main Survey**

Comparison Group: Extra-Large Colleges\*

Entering Students Only - Breakout by Enrollment Status: Full-time Students

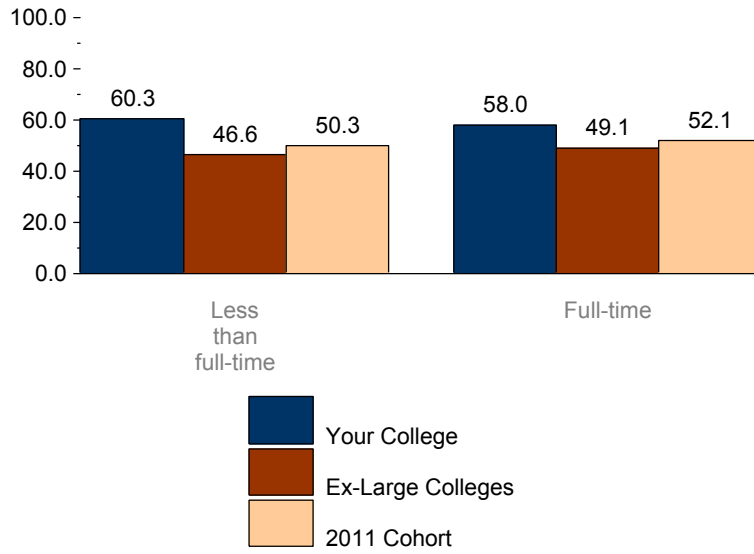
[Unweighted]

High Expectations and Aspirations (HIEXPECT)

Item	Variable	Responses	Your College		Ex-Large Colleges		2011 Cohort	
			Count	Percent	Count	Percent	Count	Percent
Item 19: During the first three weeks of your first semester/quarter at this college, about how often did you do the following?								
19s. Skip class [HIEXPECT]	SKIPCL	Never	176	70.7	10,073	73.2	51,682	72.4
		Once	51	20.5	2,580	18.7	13,517	18.9
		Two or three times	19	7.6	928	6.7	5,183	7.3
		Four or more times	3	1.2	181	1.3	1,018	1.4
		Total	249	100.0	13,762	100.0	71,400	100.0

\* The comparison group and cohort columns on this page EXCLUDE your college.

**Survey of Entering Student Engagement**  
**Austin Community College**  
**2011 Benchmark Bar Chart - Main Survey**  
 Comparison Group: Extra-Large Colleges\*  
 Entering Students Only - Breakout by Enrollment Status  
 [Unweighted]  
 Clear Academic Plan and Pathway (ACADPLAN)



\* The comparison group and cohort bars on this page INCLUDE your college.

**Survey of Entering Student Engagement - Austin Community College**

**2011 Benchmark Means Report - Main Survey**

Comparison Group: Extra-Large Colleges\*

Entering Students Only - Breakout by Enrollment Status

[Unweighted]

Clear Academic Plan and Pathway (ACADPLAN)

			Your College	Ex-Large Colleges		2011 Cohort	
Item	Variable	Enrollment Status	Mean	Mean	Effect Size**	Mean	Effect Size**
Item 18: Think about your experiences from the time of your decision to attend this college through the end of the first three weeks of your first semester/quarter.							
1 = Strongly disagree, 2 = Disagree, 3 = Neutral, 4 = Agree, 5 = Strongly agree							
18d. I was able to meet with an academic advisor at times convenient for me [ACADPLAN]	AACONTIM	Less than full-time	3.96	3.56	0.38**	3.62	0.33**
		Full-time	3.96	3.66	0.29**	3.72	0.24**
18e. An advisor helped me to select a course of study, program, or major [ACADPLAN]	AASELMAJ	Less than full-time	4.00	3.42	0.48**	3.54	0.39**
		Full-time	3.93	3.53	0.33**	3.62	0.26**
18f. An advisor helped me to set academic goals and to create a plan for achieving them [ACADPLAN]	ACADGOAL	Less than full-time	3.62	3.02	0.51**	3.11	0.44**
		Full-time	3.47	3.10	0.30**	3.16	0.26**
18g. An advisor helped me to identify the courses I needed to take during my first semester/quarter [ACADPLAN]	CRSADV	Less than full-time	4.17	3.61	0.49**	3.73	0.40**
		Full-time	4.14	3.77	0.33**	3.86	0.26**
18h. A college staff member talked with me about my commitments outside of school (work, children, dependents, etc.) to help me figure out how many courses to take [ACADPLAN]	OSCOMM	Less than full-time	2.92	2.59	0.29**	2.69	
		Full-time	2.78	2.62		2.73	

\* The comparison group and cohort columns on this page EXCLUDE your college.

\*\* T-test: 2-tailed

If a group contains less than 50 respondents, interpret the comparison results cautiously.

**Survey of Entering Student Engagement - Austin Community College**

**2011 Frequency Distributions - Main Survey**

Comparison Group: Extra-Large Colleges\*

Entering Students Only - Breakout by Enrollment Status: Less than full-time Students

[Unweighted]

Clear Academic Plan and Pathway (ACADPLAN)

Item	Variable	Responses	Your College		Ex-Large Colleges		2011 Cohort	
			Count	Percent	Count	Percent	Count	Percent
Item 18: Think about your experiences from the time of your decision to attend this college through the end of the first three weeks of your first semester/quarter.								
18d. I was able to meet with an academic advisor at times convenient for me [ACADPLAN]	AACONTIM	Strongly disagree	2	0.6	225	4.1	902	3.7
		Disagree	22	6.9	589	10.8	2,371	9.8
		Neutral	59	18.6	1,590	29.1	6,675	27.7
		Agree	138	43.4	2,008	36.7	9,155	37.9
		Strongly agree	97	30.5	1,052	19.3	5,024	20.8
		<b>Total</b>	<b>318</b>	<b>100.0</b>	<b>5,464</b>	<b>100.0</b>	<b>24,127</b>	<b>100.0</b>
18e. An advisor helped me to select a course of study, program, or major [ACADPLAN]	AASELMAJ	Strongly disagree	9	2.8	423	7.7	1,491	6.2
		Disagree	23	7.1	968	17.7	3,643	15.0
		Neutral	48	14.9	1,171	21.4	5,026	20.7
		Agree	122	37.8	1,740	31.7	8,353	34.5
		Strongly agree	121	37.5	1,182	21.6	5,709	23.6
		<b>Total</b>	<b>323</b>	<b>100.0</b>	<b>5,484</b>	<b>100.0</b>	<b>24,222</b>	<b>100.0</b>
18f. An advisor helped me to set academic goals and to create a plan for achieving them [ACADPLAN]	ACADGOAL	Strongly disagree	18	5.6	532	9.7	2,020	8.4
		Disagree	34	10.6	1,407	25.7	5,703	23.6
		Neutral	90	28.0	1,655	30.2	7,394	30.6
		Agree	89	27.7	1,185	21.6	5,708	23.6
		Strongly agree	90	28.0	704	12.8	3,354	13.9
		<b>Total</b>	<b>321</b>	<b>100.0</b>	<b>5,483</b>	<b>100.0</b>	<b>24,179</b>	<b>100.0</b>
18g. An advisor helped me to identify the courses I needed to take during my first semester/quarter [ACADPLAN]	CRSADV	Strongly disagree	9	2.8	365	6.7	1,229	5.1
		Disagree	10	3.1	695	12.7	2,546	10.5
		Neutral	39	12.1	987	18.0	4,029	16.6
		Agree	122	37.9	2,126	38.8	10,030	41.4
		Strongly agree	142	44.1	1,311	23.9	6,383	26.4
		<b>Total</b>	<b>322</b>	<b>100.0</b>	<b>5,484</b>	<b>100.0</b>	<b>24,217</b>	<b>100.0</b>
18h. A college staff member talked with me about my commitments outside of school (work, children, dependents, etc.) to help me figure out how many courses to take [ACADPLAN]	OSCOMM	Strongly disagree	42	13.0	965	17.6	3,772	15.6
		Disagree	103	31.9	1,974	36.0	8,218	34.0
		Neutral	70	21.7	1,325	24.2	6,023	24.9
		Agree	54	16.7	782	14.3	4,016	16.6
		Strongly agree	54	16.7	432	7.9	2,170	9.0
		<b>Total</b>	<b>323</b>	<b>100.0</b>	<b>5,478</b>	<b>100.0</b>	<b>24,199</b>	<b>100.0</b>

\* The comparison group and cohort columns on this page EXCLUDE your college.

**Survey of Entering Student Engagement - Austin Community College**

**2011 Frequency Distributions - Main Survey**

Comparison Group: Extra-Large Colleges\*

Entering Students Only - Breakout by Enrollment Status: Full-time Students

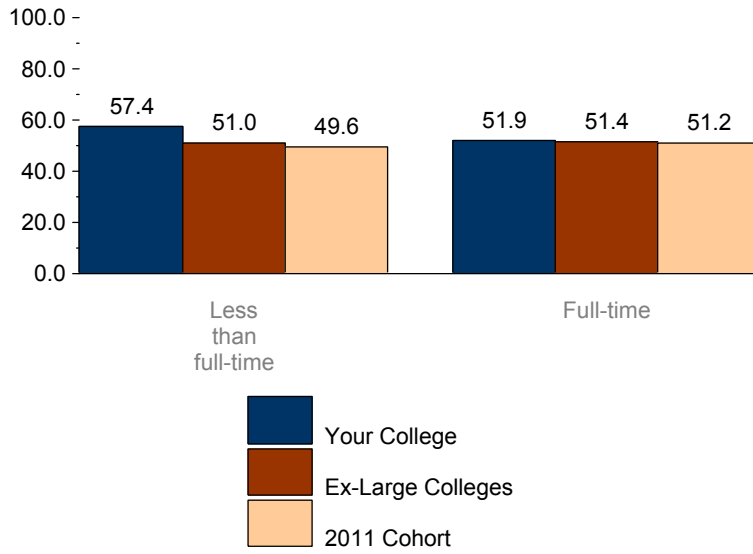
[Unweighted]

Clear Academic Plan and Pathway (ACADPLAN)

Item	Variable	Responses	Your College		Ex-Large Colleges		2011 Cohort	
			Count	Percent	Count	Percent	Count	Percent
Item 18: Think about your experiences from the time of your decision to attend this college through the end of the first three weeks of your first semester/quarter.								
18d. I was able to meet with an academic advisor at times convenient for me [ACADPLAN]	AACONTIM	Strongly disagree	9	3.6	447	3.3	2,093	2.9
		Disagree	7	2.8	1,295	9.4	5,870	8.3
		Neutral	43	17.3	3,717	27.0	18,532	26.1
		Agree	115	46.2	5,251	38.2	27,805	39.1
		Strongly agree	75	30.1	3,038	22.1	16,785	23.6
		<b>Total</b>	<b>249</b>	<b>100.0</b>	<b>13,748</b>	<b>100.0</b>	<b>71,085</b>	<b>100.0</b>
18e. An advisor helped me to select a course of study, program, or major [ACADPLAN]	AASELMAJ	Strongly disagree	8	3.2	983	7.1	4,286	6.0
		Disagree	19	7.6	2,110	15.3	9,701	13.6
		Neutral	40	15.9	2,680	19.5	13,821	19.4
		Agree	100	39.8	4,611	33.5	24,437	34.3
		Strongly agree	84	33.5	3,373	24.5	19,014	26.7
		<b>Total</b>	<b>251</b>	<b>100.0</b>	<b>13,757</b>	<b>100.0</b>	<b>71,259</b>	<b>100.0</b>
18f. An advisor helped me to set academic goals and to create a plan for achieving them [ACADPLAN]	ACADGOAL	Strongly disagree	14	5.6	1,305	9.5	5,745	8.1
		Disagree	42	16.8	3,286	23.9	15,892	22.3
		Neutral	62	24.8	3,924	28.5	21,441	30.1
		Agree	77	30.8	3,166	23.0	17,239	24.2
		Strongly agree	55	22.0	2,068	15.0	10,910	15.3
		<b>Total</b>	<b>250</b>	<b>100.0</b>	<b>13,749</b>	<b>100.0</b>	<b>71,227</b>	<b>100.0</b>
18g. An advisor helped me to identify the courses I needed to take during my first semester/quarter [ACADPLAN]	CRSADV	Strongly disagree	8	3.2	762	5.5	3,086	4.3
		Disagree	12	4.8	1,385	10.1	6,130	8.6
		Neutral	21	8.4	2,042	14.8	10,381	14.6
		Agree	105	41.8	5,612	40.8	29,544	41.5
		Strongly agree	105	41.8	3,967	28.8	22,135	31.1
		<b>Total</b>	<b>251</b>	<b>100.0</b>	<b>13,768</b>	<b>100.0</b>	<b>71,276</b>	<b>100.0</b>
18h. A college staff member talked with me about my commitments outside of school (work, children, dependents, etc.) to help me figure out how many courses to take [ACADPLAN]	OSCOMM	Strongly disagree	35	14.0	2,366	17.2	10,938	15.3
		Disagree	84	33.6	4,861	35.3	23,208	32.6
		Neutral	55	22.0	3,299	24.0	18,163	25.5
		Agree	53	21.2	2,067	15.0	12,092	17.0
		Strongly agree	23	9.2	1,169	8.5	6,866	9.6
		<b>Total</b>	<b>250</b>	<b>100.0</b>	<b>13,762</b>	<b>100.0</b>	<b>71,267</b>	<b>100.0</b>

\* The comparison group and cohort columns on this page EXCLUDE your college.

**Survey of Entering Student Engagement**  
**Austin Community College**  
**2011 Benchmark Bar Chart - Main Survey**  
 Comparison Group: Extra-Large Colleges\*  
 Entering Students Only - Breakout by Enrollment Status  
 [Unweighted]  
 Effective Track to College Readiness (COLLREAD)



\* The comparison group and cohort bars on this page INCLUDE your college.



**Survey of Entering Student Engagement - Austin Community College**

**2011 Benchmark Means Report - Main Survey**

Comparison Group: Extra-Large Colleges\*

Entering Students Only - Breakout by Enrollment Status

[Unweighted]

Effective Track to College Readiness (COLLREAD)

			Your College	Ex-Large Colleges		2011 Cohort	
Item	Variable	Enrollment Status	Mean	Mean	Effect Size**	Mean	Effect Size**
Item 21: Think about your experiences from the time of your decision to attend this college through the end of the first three weeks of your first semester/quarter. Within a class, or through another experience at this college:							
1 = Strongly disagree, 2 = Disagree, 3 = Neutral, 4 = Agree, 5 = Strongly agree							
21a. I learned to improve my study skills (listening, note taking, highlighting readings, working with others, etc.) [COLLREAD]	LNDSTUDY	Less than full-time	4.13	3.95		3.95	
		Full-time	4.06	3.97		3.98	
21b. I learned to understand my academic strengths and weaknesses [COLLREAD]	LNDACAWK	Less than full-time	4.05	3.86	0.21**	3.86	0.21**
		Full-time	4.00	3.90		3.91	
21c. I learned skills and strategies to improve my test-taking ability [COLLREAD]	LNDSKLLS	Less than full-time	3.90	3.60	0.29**	3.60	0.29**
		Full-time	3.69	3.60		3.61	
One or more items in this benchmark are not suited to means calculations. Please see the Frequency Distribution that follows for these items.							

\* The comparison group and cohort columns on this page EXCLUDE your college.

\*\* T-test: 2-tailed

If a group contains less than 50 respondents, interpret the comparison results cautiously.

**Survey of Entering Student Engagement - Austin Community College**

**2011 Frequency Distributions - Main Survey**

Comparison Group: Extra-Large Colleges\*

Entering Students Only - Breakout by Enrollment Status: Less than full-time Students

[Unweighted]

Effective Track to College Readiness (COLLREAD)

Item	Variable	Responses	Your College		Ex-Large Colleges		2011 Cohort	
			Count	Percent	Count	Percent	Count	Percent
<b>Item 12: Think about your experiences from the time of your decision to attend this college through the end of the first three weeks of your first semester/quarter.</b>								
12a. Before I could register for classes, I was required to take a placement test (COMPASS, ASSET, ACCUPLACER, SAT, ACT, etc.) to assess my skills in reading, writing, and/or math [COLLREAD]	REQPTEST	Yes	289	90.0	4,846	88.7	21,127	87.5
		No	32	10.0	618	11.3	3,025	12.5
		<b>Total</b>	<b>321</b>	<b>100.0</b>	<b>5,464</b>	<b>100.0</b>	<b>24,152</b>	<b>100.0</b>
12b. I took a placement test (COMPASS, ASSET, ACCUPLACER, SAT, ACT, etc.) [COLLREAD]	TKPTEST	Yes	297	93.1	4,913	91.2	21,437	90.0
		No	22	6.9	475	8.8	2,390	10.0
		<b>Total</b>	<b>319</b>	<b>100.0</b>	<b>5,388</b>	<b>100.0</b>	<b>23,827</b>	<b>100.0</b>
<b>Item 14</b>								
14. This college required me to enroll in classes indicated by my placement test scores during my first semester/quarter [COLLREAD]	REQCLASS	Yes	267	83.4	4,113	75.6	17,935	74.7
		No	53	16.6	1,326	24.4	6,064	25.3
		<b>Total</b>	<b>320</b>	<b>100.0</b>	<b>5,439</b>	<b>100.0</b>	<b>23,999</b>	<b>100.0</b>
<b>Item 21: Think about your experiences from the time of your decision to attend this college through the end of the first three weeks of your first semester/quarter. Within a class, or through another experience at this college:</b>								
21a. I learned to improve my study skills (listening, note taking, highlighting readings, working with others, etc.) [COLLREAD]	LNDSTUDY	Strongly disagree	4	1.3	101	1.8	411	1.7
		Disagree	10	3.1	233	4.3	1,049	4.3
		Neutral	58	18.1	1,164	21.3	5,244	21.7
		Agree	116	36.3	2,326	42.5	10,087	41.7
		Strongly agree	132	41.3	1,651	30.2	7,388	30.6
		<b>Total</b>	<b>320</b>	<b>100.0</b>	<b>5,475</b>	<b>100.0</b>	<b>24,179</b>	<b>100.0</b>
21b. I learned to understand my academic strengths and weaknesses [COLLREAD]	LNDACAWK	Strongly disagree	2	0.6	75	1.4	333	1.4
		Disagree	15	4.7	270	4.9	1,154	4.8
		Neutral	58	18.2	1,368	25.0	6,097	25.2
		Agree	132	41.5	2,381	43.5	10,443	43.2
		Strongly agree	111	34.9	1,374	25.1	6,134	25.4
		<b>Total</b>	<b>318</b>	<b>100.0</b>	<b>5,468</b>	<b>100.0</b>	<b>24,161</b>	<b>100.0</b>
21c. I learned skills and strategies to improve my test-taking ability [COLLREAD]	LNSKLLS	Strongly disagree	6	1.9	174	3.2	661	2.7
		Disagree	18	5.6	544	10.0	2,449	10.1
		Neutral	83	25.9	1,781	32.6	7,981	33.0
		Agree	110	34.3	1,772	32.4	7,876	32.6
		Strongly agree	104	32.4	1,193	21.8	5,182	21.5
		<b>Total</b>	<b>321</b>	<b>100.0</b>	<b>5,464</b>	<b>100.0</b>	<b>24,149</b>	<b>100.0</b>

\* The comparison group and cohort columns on this page EXCLUDE your college.

**Survey of Entering Student Engagement - Austin Community College**

**2011 Frequency Distributions - Main Survey**

Comparison Group: Extra-Large Colleges\*

Entering Students Only - Breakout by Enrollment Status: Full-time Students

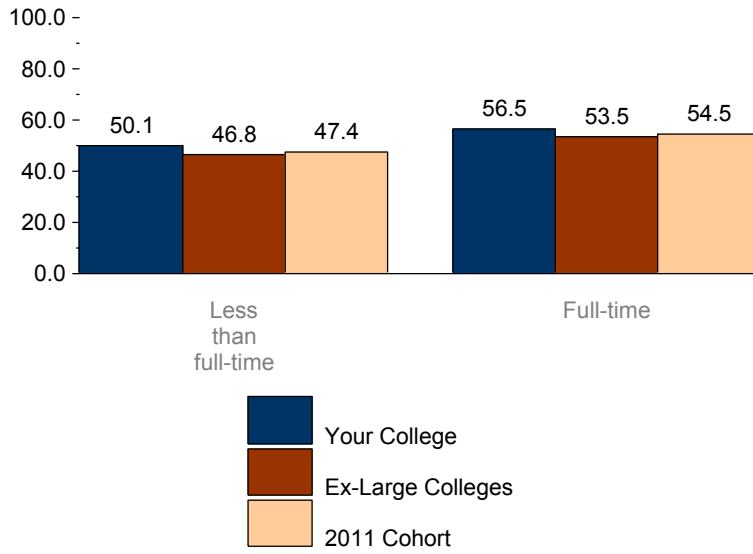
[Unweighted]

Effective Track to College Readiness (COLLREAD)

Item	Variable	Responses	Your College		Ex-Large Colleges		2011 Cohort	
			Count	Percent	Count	Percent	Count	Percent
<b>Item 12: Think about your experiences from the time of your decision to attend this college through the end of the first three weeks of your first semester/quarter.</b>								
12a. Before I could register for classes, I was required to take a placement test (COMPASS, ASSET, ACCUPLACER, SAT, ACT, etc.) to assess my skills in reading, writing, and/or math [COLLREAD]	REQPTEST	Yes	213	85.9	12,147	88.6	61,625	86.7
		No	35	14.1	1,561	11.4	9,425	13.3
		<b>Total</b>	<b>248</b>	<b>100.0</b>	<b>13,708</b>	<b>100.0</b>	<b>71,050</b>	<b>100.0</b>
12b. I took a placement test (COMPASS, ASSET, ACCUPLACER, SAT, ACT, etc.) [COLLREAD]	TKPTEST	Yes	222	90.2	12,563	92.3	63,966	90.8
		No	24	9.8	1,049	7.7	6,461	9.2
		<b>Total</b>	<b>246</b>	<b>100.0</b>	<b>13,612</b>	<b>100.0</b>	<b>70,427</b>	<b>100.0</b>
<b>Item 14</b>								
14. This college required me to enroll in classes indicated by my placement test scores during my first semester/quarter [COLLREAD]	REQCLASS	Yes	187	74.5	10,189	74.7	51,498	72.9
		No	64	25.5	3,445	25.3	19,130	27.1
		<b>Total</b>	<b>251</b>	<b>100.0</b>	<b>13,634</b>	<b>100.0</b>	<b>70,628</b>	<b>100.0</b>
<b>Item 21: Think about your experiences from the time of your decision to attend this college through the end of the first three weeks of your first semester/quarter. Within a class, or through another experience at this college:</b>								
21a. I learned to improve my study skills (listening, note taking, highlighting readings, working with others, etc.) [COLLREAD]	LNDSTUDY	Strongly disagree	5	2.0	238	1.7	1,183	1.7
		Disagree	9	3.6	629	4.6	3,047	4.3
		Neutral	45	17.9	2,735	20.0	14,289	20.1
		Agree	99	39.3	5,813	42.6	30,205	42.5
		Strongly agree	94	37.3	4,243	31.1	22,301	31.4
		<b>Total</b>	<b>252</b>	<b>100.0</b>	<b>13,658</b>	<b>100.0</b>	<b>71,025</b>	<b>100.0</b>
21b. I learned to understand my academic strengths and weaknesses [COLLREAD]	LNDACAWK	Strongly disagree	1	0.4	174	1.3	920	1.3
		Disagree	14	5.6	656	4.8	3,111	4.4
		Neutral	50	19.8	3,214	23.5	16,482	23.2
		Agree	105	41.7	5,981	43.8	31,505	44.4
		Strongly agree	82	32.5	3,624	26.6	18,967	26.7
		<b>Total</b>	<b>252</b>	<b>100.0</b>	<b>13,649</b>	<b>100.0</b>	<b>70,985</b>	<b>100.0</b>
21c. I learned skills and strategies to improve my test-taking ability [COLLREAD]	LNSKLLS	Strongly disagree	7	2.8	404	3.0	2,037	2.9
		Disagree	23	9.2	1,451	10.6	7,338	10.3
		Neutral	79	31.5	4,350	31.9	22,669	31.9
		Agree	73	29.1	4,438	32.5	23,207	32.7
		Strongly agree	69	27.5	3,006	22.0	15,711	22.1
		<b>Total</b>	<b>251</b>	<b>100.0</b>	<b>13,649</b>	<b>100.0</b>	<b>70,962</b>	<b>100.0</b>

\* The comparison group and cohort columns on this page EXCLUDE your college.

**Survey of Entering Student Engagement**  
**Austin Community College**  
**2011 Benchmark Bar Chart - Main Survey**  
 Comparison Group: Extra-Large Colleges\*  
 Entering Students Only - Breakout by Enrollment Status  
 [Unweighted]  
 Engaged Learning (ENGAGLRN)



\* The comparison group and cohort bars on this page INCLUDE your college.

**Survey of Entering Student Engagement - Austin Community College**

**2011 Benchmark Means Report - Main Survey**

Comparison Group: Extra-Large Colleges\*

Entering Students Only - Breakout by Enrollment Status

[Unweighted]

Engaged Learning (ENGAGLRN)

			Your College	Ex-Large Colleges		2011 Cohort	
Item	Variable	Enrollment Status	Mean	Mean	Effect Size**	Mean	Effect Size**
<b>Item 19: During the first three weeks of your first semester/quarter at this college, about how often did you do the following?</b>							
1 = Never, 2 = Once, 3 = Two or three times, 4 = Four or more times							
19a. Ask questions in class or contribute to class discussions [ENGAGLRN]	ASKQUES	Less than full-time	2.83	2.81		2.83	
		Full-time	2.92	2.89		2.89	
19b. Prepare at least two drafts of a paper or assignment before turning it in [ENGAGLRN]	PREPDRFT	Less than full-time	2.15	2.11		2.14	
		Full-time	2.36	2.19		2.18	
19e. Participate in supplemental instruction (extra class sessions with an instructor, tutor, or experienced student) [ENGAGLRN]	SUPINSTR	Less than full-time	1.67	1.51		1.50	0.20**
		Full-time	1.75	1.55	0.23**	1.53	0.26**
19g. Work with other students on a project or assignment during class [ENGAGLRN]	PINCLASS	Less than full-time	2.36	2.40		2.38	
		Full-time	2.39	2.54		2.56	
19h. Work with classmates outside of class on class projects or assignments [ENGAGLRN]	PREPOUTC	Less than full-time	1.54	1.43		1.44	
		Full-time	1.68	1.57		1.63	
19i. Participate in a required study group outside of class [ENGAGLRN]	GRPSTUDY	Less than full-time	1.30	1.25		1.24	
		Full-time	1.38	1.30		1.30	
19j. Participate in a student-initiated (not required) study group outside of class [ENGAGLRN]	NRGSTUDY	Less than full-time	1.32	1.21		1.22	
		Full-time	1.38	1.30		1.32	
19k. Use an electronic tool (e-mail, text messaging, Facebook, MySpace, class Web site, etc.) to communicate with another student about coursework [ENGAGLRN]	USEINTMG	Less than full-time	1.92	1.91		1.90	
		Full-time	2.04	2.21		2.24	
19l. Use an electronic tool (e-mail, text messaging, Facebook, MySpace, class Web site, etc.) to communicate with an instructor about coursework [ENGAGLRN]	MAILFAC	Less than full-time	1.94	1.98		1.96	
		Full-time	2.22	2.21		2.20	
19m. Discuss an assignment or grade with an instructor [ENGAGLRN]	FACASSN	Less than full-time	2.13	1.98		2.00	
		Full-time	2.20	2.06		2.07	
19n. Ask for help from an instructor regarding questions or problems related to a class [ENGAGLRN]	CLASSREL	Less than full-time	2.37	2.28		2.28	
		Full-time	2.41	2.35		2.35	
19o. Receive prompt written or oral feedback from instructors on your performance [ENGAGLRN]	FEEDBACK	Less than full-time	2.42	2.22	0.20**	2.26	
		Full-time	2.49	2.33		2.37	
19q. Discuss ideas from your readings or classes with instructors outside of class [ENGAGLRN]	FACIDOC	Less than full-time	1.52	1.48		1.47	
		Full-time	1.71	1.55		1.57	

\* The comparison group and cohort columns on this page EXCLUDE your college.

\*\* T-test: 2-tailed

If a group contains less than 50 respondents, interpret the comparison results cautiously.

**Survey of Entering Student Engagement - Austin Community College**

**2011 Benchmark Means Report - Main Survey**

Comparison Group: Extra-Large Colleges\*

Entering Students Only - Breakout by Enrollment Status

[Unweighted]

Engaged Learning (ENGAGLRN)

			Your College	Ex-Large Colleges		2011 Cohort	
Item	Variable	Enrollment Status	Mean	Mean	Effect Size**	Mean	Effect Size**
Item 20.2: Think about your experiences from the time of your decision to attend this college through the end of the first three weeks of your first semester/quarter. How often did you use the following services?							
1 = Never, 2 = Once, 3 = Two or three times, 4 = Four or more times							
20.2d. Face-to-face tutoring [ENGAGLRN]	FFTUSE	Less than full-time	1.38	1.24	0.21**	1.24	0.21**
		Full-time	1.52	1.28	0.34**	1.27	0.36**
20.2f. Writing, math, or other skill lab [ENGAGLRN]	SKLABUSE	Less than full-time	1.65	1.71		1.71	
		Full-time	1.62	1.81		1.78	
20.2h. Computer lab [ENGAGLRN]	COMLBUSE	Less than full-time	1.84	1.93		1.95	
		Full-time	2.13	2.15		2.23	

\* The comparison group and cohort columns on this page EXCLUDE your college.

\*\* T-test: 2-tailed

If a group contains less than 50 respondents, interpret the comparison results cautiously.

**Survey of Entering Student Engagement - Austin Community College**

**2011 Frequency Distributions - Main Survey**

Comparison Group: Extra-Large Colleges\*

Entering Students Only - Breakout by Enrollment Status: Less than full-time Students

[Unweighted]

Engaged Learning (ENGAGLRN)

Item	Variable	Responses	Your College		Ex-Large Colleges		2011 Cohort	
			Count	Percent	Count	Percent	Count	Percent
<b>Item 19: During the first three weeks of your first semester/quarter at this college, about how often did you do the following?</b>								
19a. Ask questions in class or contribute to class discussions [ENGAGLRN]	ASKQUES	Never	26	8.0	477	8.6	2,032	8.3
		Once	72	22.2	1,284	23.3	5,581	22.9
		Two or three times	157	48.5	2,573	46.6	11,214	46.0
		Four or more times	69	21.3	1,185	21.5	5,562	22.8
		<b>Total</b>	<b>324</b>	<b>100.0</b>	<b>5,519</b>	<b>100.0</b>	<b>24,389</b>	<b>100.0</b>
19b. Prepare at least two drafts of a paper or assignment before turning it in [ENGAGLRN]	PREPDRFT	Never	88	27.2	1,709	31.2	7,225	29.8
		Once	117	36.1	1,818	33.2	8,058	33.2
		Two or three times	101	31.2	1,597	29.1	7,252	29.9
		Four or more times	18	5.6	360	6.6	1,717	7.1
		<b>Total</b>	<b>324</b>	<b>100.0</b>	<b>5,484</b>	<b>100.0</b>	<b>24,252</b>	<b>100.0</b>
19e. Participate in supplemental instruction (extra class sessions with an instructor, tutor, or experienced student) [ENGAGLRN]	SUPINSTR	Never	195	60.4	3,796	68.9	16,966	69.8
		Once	63	19.5	865	15.7	3,706	15.2
		Two or three times	42	13.0	601	10.9	2,581	10.6
		Four or more times	23	7.1	246	4.5	1,062	4.4
		<b>Total</b>	<b>323</b>	<b>100.0</b>	<b>5,508</b>	<b>100.0</b>	<b>24,315</b>	<b>100.0</b>
19g. Work with other students on a project or assignment during class [ENGAGLRN]	PINCLASS	Never	82	25.2	1,330	24.2	6,075	25.0
		Once	92	28.2	1,388	25.2	6,012	24.7
		Two or three times	105	32.2	2,053	37.3	9,030	37.1
		Four or more times	47	14.4	732	13.3	3,202	13.2
		<b>Total</b>	<b>326</b>	<b>100.0</b>	<b>5,503</b>	<b>100.0</b>	<b>24,319</b>	<b>100.0</b>
19h. Work with classmates outside of class on class projects or assignments [ENGAGLRN]	PREPOUTC	Never	213	66.4	3,994	72.7	17,581	72.4
		Once	57	17.8	831	15.1	3,564	14.7
		Two or three times	36	11.2	475	8.6	2,321	9.6
		Four or more times	15	4.7	193	3.5	807	3.3
		<b>Total</b>	<b>321</b>	<b>100.0</b>	<b>5,493</b>	<b>100.0</b>	<b>24,273</b>	<b>100.0</b>
19i. Participate in a required study group outside of class [ENGAGLRN]	GRPSTUDY	Never	268	82.5	4,602	83.8	20,579	84.8
		Once	29	8.9	509	9.3	2,031	8.4
		Two or three times	17	5.2	273	5.0	1,203	5.0
		Four or more times	11	3.4	107	1.9	450	1.9
		<b>Total</b>	<b>325</b>	<b>100.0</b>	<b>5,491</b>	<b>100.0</b>	<b>24,263</b>	<b>100.0</b>
19j. Participate in a student-initiated (not required) study group outside of class [ENGAGLRN]	NRGSTUDY	Never	260	80.2	4,703	85.8	20,761	85.7
		Once	33	10.2	476	8.7	2,013	8.3
		Two or three times	23	7.1	216	3.9	1,060	4.4
		Four or more times	8	2.5	89	1.6	399	1.6
		<b>Total</b>	<b>324</b>	<b>100.0</b>	<b>5,484</b>	<b>100.0</b>	<b>24,233</b>	<b>100.0</b>

\* The comparison group and cohort columns on this page EXCLUDE your college.

**Survey of Entering Student Engagement - Austin Community College**

**2011 Frequency Distributions - Main Survey**

Comparison Group: Extra-Large Colleges\*

Entering Students Only - Breakout by Enrollment Status: Less than full-time Students

[Unweighted]

Engaged Learning (ENGAGLRN)

			Your College		Ex-Large Colleges		2011 Cohort	
Item	Variable	Responses	Count	Percent	Count	Percent	Count	Percent
<b>Item 19: During the first three weeks of your first semester/quarter at this college, about how often did you do the following?</b>								
19k. Use an electronic tool (e-mail, text messaging, Facebook, MySpace, class Web site, etc.) to communicate with another student about coursework [ENGAGLRN]	USEINTMG	Never	166	51.2	2,737	49.7	12,437	51.1
		Once	61	18.8	1,133	20.6	4,784	19.6
		Two or three times	53	16.4	1,007	18.3	4,231	17.4
		Four or more times	44	13.6	628	11.4	2,898	11.9
		<b>Total</b>	<b>324</b>	<b>100.0</b>	<b>5,505</b>	<b>100.0</b>	<b>24,350</b>	<b>100.0</b>
19l. Use an electronic tool (e-mail, text messaging, Facebook, MySpace, class Web site, etc.) to communicate with an instructor about coursework [ENGAGLRN]	MAILFAC	Never	144	44.4	2,312	42.2	10,615	43.8
		Once	85	26.2	1,496	27.3	6,202	25.6
		Two or three times	65	20.1	1,162	21.2	5,086	21.0
		Four or more times	30	9.3	513	9.4	2,340	9.7
		<b>Total</b>	<b>324</b>	<b>100.0</b>	<b>5,483</b>	<b>100.0</b>	<b>24,243</b>	<b>100.0</b>
19m. Discuss an assignment or grade with an instructor [ENGAGLRN]	FACASSN	Never	103	31.7	2,018	36.8	8,532	35.2
		Once	104	32.0	1,857	33.9	8,494	35.0
		Two or three times	90	27.7	1,314	24.0	5,909	24.3
		Four or more times	28	8.6	294	5.4	1,337	5.5
		<b>Total</b>	<b>325</b>	<b>100.0</b>	<b>5,483</b>	<b>100.0</b>	<b>24,272</b>	<b>100.0</b>
19n. Ask for help from an instructor regarding questions or problems related to a class [ENGAGLRN]	CLASSREL	Never	74	22.9	1,385	25.2	6,154	25.3
		Once	94	29.1	1,722	31.3	7,676	31.6
		Two or three times	116	35.9	1,873	34.1	7,986	32.9
		Four or more times	39	12.1	514	9.4	2,483	10.2
		<b>Total</b>	<b>323</b>	<b>100.0</b>	<b>5,494</b>	<b>100.0</b>	<b>24,299</b>	<b>100.0</b>
19o. Receive prompt written or oral feedback from instructors on your performance [ENGAGLRN]	FEEDBACK	Never	72	22.2	1,614	29.5	6,801	28.1
		Once	96	29.5	1,631	29.8	7,013	29.0
		Two or three times	104	32.0	1,634	29.8	7,603	31.4
		Four or more times	53	16.3	598	10.9	2,801	11.6
		<b>Total</b>	<b>325</b>	<b>100.0</b>	<b>5,477</b>	<b>100.0</b>	<b>24,218</b>	<b>100.0</b>
19q. Discuss ideas from your readings or classes with instructors outside of class [ENGAGLRN]	FACIDOC	Never	209	64.5	3,832	69.7	16,949	69.8
		Once	71	21.9	890	16.2	4,059	16.7
		Two or three times	33	10.2	564	10.3	2,371	9.8
		Four or more times	11	3.4	211	3.8	908	3.7
		<b>Total</b>	<b>324</b>	<b>100.0</b>	<b>5,497</b>	<b>100.0</b>	<b>24,287</b>	<b>100.0</b>
<b>Item 20.2: Think about your experiences from the time of your decision to attend this college through the end of the first three weeks of your first semester/quarter. How often did you use the following services?</b>								
20.2d. Face-to-face tutoring [ENGAGLRN]	FFTUSE	Never	242	78.1	4,460	85.5	19,605	85.2
		Once	35	11.3	392	7.5	1,799	7.8
		Two or three times	15	4.8	218	4.2	1,009	4.4
		Four or more times	18	5.8	148	2.8	605	2.6
		<b>Total</b>	<b>310</b>	<b>100.0</b>	<b>5,218</b>	<b>100.0</b>	<b>23,018</b>	<b>100.0</b>

\* The comparison group and cohort columns on this page EXCLUDE your college.



**Survey of Entering Student Engagement - Austin Community College**

**2011 Frequency Distributions - Main Survey**

Comparison Group: Extra-Large Colleges\*

Entering Students Only - Breakout by Enrollment Status: Less than full-time Students

[Unweighted]

Engaged Learning (ENGAGLRN)

Item	Variable	Responses	Your College		Ex-Large Colleges		2011 Cohort	
			Count	Percent	Count	Percent	Count	Percent
Item 20.2: Think about your experiences from the time of your decision to attend this college through the end of the first three weeks of your first semester/quarter. How often did you use the following services?								
20.2f. Writing, math, or other skill lab [ENGAGLRN]	SKLABUSE	Never	199	64.0	3,308	63.6	14,791	64.7
		Once	48	15.4	699	13.4	2,701	11.8
		Two or three times	39	12.5	621	11.9	2,519	11.0
		Four or more times	25	8.0	576	11.1	2,843	12.4
		Total	311	100.0	5,204	100.0	22,854	100.0
20.2h. Computer lab [ENGAGLRN]	COMLBUSE	Never	167	53.9	2,735	52.1	11,933	51.6
		Once	63	20.3	941	17.9	3,893	16.8
		Two or three times	42	13.5	783	14.9	3,700	16.0
		Four or more times	38	12.3	786	15.0	3,594	15.5
		Total	310	100.0	5,245	100.0	23,120	100.0

\* The comparison group and cohort columns on this page EXCLUDE your college.

**Survey of Entering Student Engagement - Austin Community College**

**2011 Frequency Distributions - Main Survey**

Comparison Group: Extra-Large Colleges\*

Entering Students Only - Breakout by Enrollment Status: Full-time Students

[Unweighted]

Engaged Learning (ENGAGLRN)

Item	Variable	Responses	Your College		Ex-Large Colleges		2011 Cohort	
			Count	Percent	Count	Percent	Count	Percent
<b>Item 19: During the first three weeks of your first semester/quarter at this college, about how often did you do the following?</b>								
19a. Ask questions in class or contribute to class discussions [ENGAGLRN]	ASKQUES	Never	21	8.3	929	6.7	5,042	7.0
		Once	40	15.8	3,091	22.3	15,524	21.7
		Two or three times	129	51.0	6,455	46.6	33,411	46.6
		Four or more times	63	24.9	3,363	24.3	17,695	24.7
		<b>Total</b>	<b>253</b>	<b>100.0</b>	<b>13,838</b>	<b>100.0</b>	<b>71,672</b>	<b>100.0</b>
19b. Prepare at least two drafts of a paper or assignment before turning it in [ENGAGLRN]	PREPDRFT	Never	48	19.0	3,533	25.6	19,110	26.7
		Once	87	34.4	5,049	36.6	25,406	35.6
		Two or three times	98	38.7	4,254	30.8	21,771	30.5
		Four or more times	20	7.9	967	7.0	5,164	7.2
		<b>Total</b>	<b>253</b>	<b>100.0</b>	<b>13,803</b>	<b>100.0</b>	<b>71,451</b>	<b>100.0</b>
19e. Participate in supplemental instruction (extra class sessions with an instructor, tutor, or experienced student) [ENGAGLRN]	SUPINSTR	Never	141	55.7	9,270	67.2	48,608	68.0
		Once	52	20.6	2,205	16.0	11,369	15.9
		Two or three times	41	16.2	1,587	11.5	7,911	11.1
		Four or more times	19	7.5	732	5.3	3,548	5.0
		<b>Total</b>	<b>253</b>	<b>100.0</b>	<b>13,794</b>	<b>100.0</b>	<b>71,436</b>	<b>100.0</b>
19g. Work with other students on a project or assignment during class [ENGAGLRN]	PINCLASS	Never	55	21.9	2,473	17.9	12,665	17.7
		Once	72	28.7	3,525	25.5	18,062	25.3
		Two or three times	94	37.5	5,616	40.7	29,092	40.7
		Four or more times	30	12.0	2,189	15.9	11,648	16.3
		<b>Total</b>	<b>251</b>	<b>100.0</b>	<b>13,803</b>	<b>100.0</b>	<b>71,467</b>	<b>100.0</b>
19h. Work with classmates outside of class on class projects or assignments [ENGAGLRN]	PREPOUTC	Never	150	59.3	8,833	64.2	43,900	61.6
		Once	50	19.8	2,582	18.8	13,662	19.2
		Two or three times	37	14.6	1,717	12.5	9,949	14.0
		Four or more times	16	6.3	627	4.6	3,793	5.3
		<b>Total</b>	<b>253</b>	<b>100.0</b>	<b>13,759</b>	<b>100.0</b>	<b>71,304</b>	<b>100.0</b>
19i. Participate in a required study group outside of class [ENGAGLRN]	GRPSTUDY	Never	194	76.7	11,220	81.4	58,324	81.7
		Once	30	11.9	1,371	9.9	6,864	9.6
		Two or three times	21	8.3	870	6.3	4,323	6.1
		Four or more times	8	3.2	329	2.4	1,871	2.6
		<b>Total</b>	<b>253</b>	<b>100.0</b>	<b>13,790</b>	<b>100.0</b>	<b>71,382</b>	<b>100.0</b>
19j. Participate in a student-initiated (not required) study group outside of class [ENGAGLRN]	NRGSTUDY	Never	194	78.5	11,142	81.1	57,233	80.3
		Once	25	10.1	1,442	10.5	7,498	10.5
		Two or three times	14	5.7	856	6.2	4,539	6.4
		Four or more times	14	5.7	305	2.2	1,977	2.8
		<b>Total</b>	<b>247</b>	<b>100.0</b>	<b>13,745</b>	<b>100.0</b>	<b>71,247</b>	<b>100.0</b>

\* The comparison group and cohort columns on this page EXCLUDE your college.

**Survey of Entering Student Engagement - Austin Community College**

**2011 Frequency Distributions - Main Survey**

Comparison Group: Extra-Large Colleges\*

Entering Students Only - Breakout by Enrollment Status: Full-time Students

[Unweighted]

Engaged Learning (ENGAGLRN)

			Your College		Ex-Large Colleges		2011 Cohort	
Item	Variable	Responses	Count	Percent	Count	Percent	Count	Percent
<b>Item 19: During the first three weeks of your first semester/quarter at this college, about how often did you do the following?</b>								
19k. Use an electronic tool (e-mail, text messaging, Facebook, MySpace, class Web site, etc.) to communicate with another student about coursework [ENGAGLRN]	USEINTMG	Never	117	46.6	5,129	37.2	26,200	36.6
		Once	41	16.3	3,117	22.6	15,422	21.6
		Two or three times	60	23.9	3,052	22.1	16,326	22.8
		Four or more times	33	13.1	2,502	18.1	13,581	19.0
		<b>Total</b>	<b>251</b>	<b>100.0</b>	<b>13,800</b>	<b>100.0</b>	<b>71,529</b>	<b>100.0</b>
19l. Use an electronic tool (e-mail, text messaging, Facebook, MySpace, class Web site, etc.) to communicate with an instructor about coursework [ENGAGLRN]	MAILFAC	Never	87	34.8	4,591	33.4	24,670	34.6
		Once	54	21.6	3,608	26.2	17,891	25.1
		Two or three times	75	30.0	3,593	26.1	18,361	25.8
		Four or more times	34	13.6	1,955	14.2	10,311	14.5
		<b>Total</b>	<b>250</b>	<b>100.0</b>	<b>13,747</b>	<b>100.0</b>	<b>71,233</b>	<b>100.0</b>
19m. Discuss an assignment or grade with an instructor [ENGAGLRN]	FACASSN	Never	67	26.8	4,568	33.1	23,253	32.6
		Once	90	36.0	4,824	35.0	24,862	34.8
		Two or three times	68	27.2	3,443	25.0	18,354	25.7
		Four or more times	25	10.0	949	6.9	4,942	6.9
		<b>Total</b>	<b>250</b>	<b>100.0</b>	<b>13,784</b>	<b>100.0</b>	<b>71,411</b>	<b>100.0</b>
19n. Ask for help from an instructor regarding questions or problems related to a class [ENGAGLRN]	CLASSREL	Never	60	23.9	3,186	23.1	16,594	23.2
		Once	69	27.5	4,237	30.7	21,856	30.6
		Two or three times	82	32.7	4,750	34.5	24,316	34.0
		Four or more times	40	15.9	1,614	11.7	8,691	12.2
		<b>Total</b>	<b>251</b>	<b>100.0</b>	<b>13,787</b>	<b>100.0</b>	<b>71,457</b>	<b>100.0</b>
19o. Receive prompt written or oral feedback from instructors on your performance [ENGAGLRN]	FEEDBACK	Never	49	19.5	3,427	24.9	16,948	23.8
		Once	62	24.7	4,057	29.5	20,529	28.8
		Two or three times	107	42.6	4,542	33.0	24,428	34.3
		Four or more times	33	13.1	1,733	12.6	9,408	13.2
		<b>Total</b>	<b>251</b>	<b>100.0</b>	<b>13,759</b>	<b>100.0</b>	<b>71,313</b>	<b>100.0</b>
19q. Discuss ideas from your readings or classes with instructors outside of class [ENGAGLRN]	FACIDOC	Never	144	57.6	8,968	65.2	46,011	64.5
		Once	47	18.8	2,628	19.1	13,676	19.2
		Two or three times	46	18.4	1,562	11.4	8,296	11.6
		Four or more times	13	5.2	604	4.4	3,403	4.8
		<b>Total</b>	<b>250</b>	<b>100.0</b>	<b>13,762</b>	<b>100.0</b>	<b>71,386</b>	<b>100.0</b>
<b>Item 20.2: Think about your experiences from the time of your decision to attend this college through the end of the first three weeks of your first semester/quarter. How often did you use the following services?</b>								
20.2d. Face-to-face tutoring [ENGAGLRN]	FFTUSE	Never	168	68.9	10,974	83.1	57,374	83.7
		Once	42	17.2	1,196	9.1	5,903	8.6
		Two or three times	18	7.4	638	4.8	3,266	4.8
		Four or more times	16	6.6	399	3.0	2,020	2.9
		<b>Total</b>	<b>244</b>	<b>100.0</b>	<b>13,207</b>	<b>100.0</b>	<b>68,563</b>	<b>100.0</b>

\* The comparison group and cohort columns on this page EXCLUDE your college.

**Survey of Entering Student Engagement - Austin Community College**

**2011 Frequency Distributions - Main Survey**

Comparison Group: Extra-Large Colleges\*

Entering Students Only - Breakout by Enrollment Status: Full-time Students

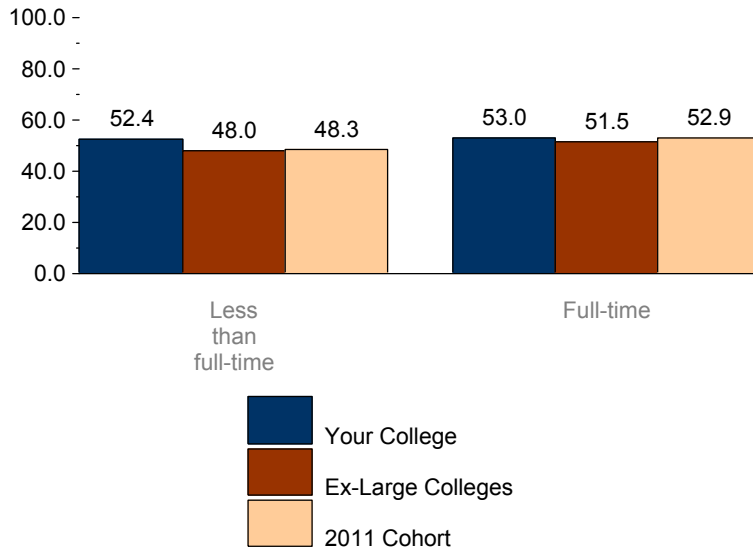
[Unweighted]

Engaged Learning (ENGAGLRN)

Item	Variable	Responses	Your College		Ex-Large Colleges		2011 Cohort	
			Count	Percent	Count	Percent	Count	Percent
Item 20.2: Think about your experiences from the time of your decision to attend this college through the end of the first three weeks of your first semester/quarter. How often did you use the following services?								
20.2f. Writing, math, or other skill lab [ENGAGLRN]	SKLABUSE	Never	157	64.3	7,862	59.7	42,451	62.4
		Once	39	16.0	1,776	13.5	7,981	11.7
		Two or three times	31	12.7	1,684	12.8	7,879	11.6
		Four or more times	17	7.0	1,845	14.0	9,757	14.3
		Total	244	100.0	13,167	100.0	68,068	100.0
20.2h. Computer lab [ENGAGLRN]	COMLBUSE	Never	110	44.9	5,817	43.9	28,652	41.7
		Once	38	15.5	2,332	17.6	11,614	16.9
		Two or three times	52	21.2	2,349	17.7	12,772	18.6
		Four or more times	45	18.4	2,761	20.8	15,721	22.9
		Total	245	100.0	13,259	100.0	68,759	100.0

\* The comparison group and cohort columns on this page EXCLUDE your college.

**Survey of Entering Student Engagement**  
**Austin Community College**  
**2011 Benchmark Bar Chart - Main Survey**  
 Comparison Group: Extra-Large Colleges\*  
 Entering Students Only - Breakout by Enrollment Status  
 [Unweighted]  
 Academic and Social Support (ACSOCSUP)



\* The comparison group and cohort bars on this page INCLUDE your college.

**Survey of Entering Student Engagement - Austin Community College**

**2011 Benchmark Means Report - Main Survey**

Comparison Group: Extra-Large Colleges\*

Entering Students Only - Breakout by Enrollment Status

[Unweighted]

Academic and Social Support (ACSOCSUP)

			Your College	Ex-Large Colleges		2011 Cohort	
Item	Variable	Enrollment Status	Mean	Mean	Effect Size**	Mean	Effect Size**
Item 18: Think about your experiences from the time of your decision to attend this college through the end of the first three weeks of your first semester/quarter.							
1 = Strongly disagree, 2 = Disagree, 3 = Neutral, 4 = Agree, 5 = Strongly agree							
18l. All instructors clearly explained academic and student support services available at this college [ACSOCSUP]	RESOURCE	Less than full-time	3.90	3.76		3.75	
		Full-time	3.87	3.79		3.80	
18m. All instructors clearly explained course grading policies [ACSOCSUP]	GRADEPOL	Less than full-time	4.31	4.24		4.23	
		Full-time	4.30	4.27		4.27	
18n. All instructors clearly explained course syllabi (syllabuses) [ACSOCSUP]	SYLLABI	Less than full-time	4.45	4.34		4.34	
		Full-time	4.41	4.38		4.37	
18o. I knew how to get in touch with my instructors outside of class [ACSOCSUP]	FACMEET	Less than full-time	4.32	4.25		4.24	
		Full-time	4.40	4.27		4.28	
18q. At least one other student whom I didn't previously know learned my name [ACSOCSUP]	OSTUDNAM	Less than full-time	4.05	3.98		4.01	
		Full-time	4.15	4.20		4.25	
18r. At least one instructor learned my name [ACSOCSUP]	FACNAM	Less than full-time	4.27	4.12		4.17	
		Full-time	4.36	4.25		4.31	
18s. I learned the name of at least one other student in most of my classes [ACSOCSUP]	STUNAM	Less than full-time	4.27	4.13		4.15	
		Full-time	4.18	4.26		4.31	

\* The comparison group and cohort columns on this page EXCLUDE your college.

\*\* T-test: 2-tailed

If a group contains less than 50 respondents, interpret the comparison results cautiously.

**Survey of Entering Student Engagement - Austin Community College**

**2011 Frequency Distributions - Main Survey**

Comparison Group: Extra-Large Colleges\*

Entering Students Only - Breakout by Enrollment Status: Less than full-time Students

[Unweighted]

Academic and Social Support (ACSOCSUP)

Item	Variable	Responses	Your College		Ex-Large Colleges		2011 Cohort	
			Count	Percent	Count	Percent	Count	Percent
<b>Item 18: Think about your experiences from the time of your decision to attend this college through the end of the first three weeks of your first semester/quarter.</b>								
18l. All instructors clearly explained academic and student support services available at this college [ACSOCSUP]	RESOURCE	Strongly disagree	6	1.9	157	2.9	662	2.7
		Disagree	21	6.6	529	9.7	2,325	9.6
		Neutral	72	22.5	1,131	20.7	5,193	21.5
		Agree	121	37.8	2,314	42.3	10,221	42.3
		Strongly agree	100	31.3	1,338	24.5	5,779	23.9
		<b>Total</b>	<b>320</b>	<b>100.0</b>	<b>5,469</b>	<b>100.0</b>	<b>24,180</b>	<b>100.0</b>
18m. All instructors clearly explained course grading policies [ACSOCSUP]	GRADEPOL	Strongly disagree	1	0.3	37	0.7	143	0.6
		Disagree	7	2.2	114	2.1	557	2.3
		Neutral	29	9.0	498	9.1	2,340	9.7
		Agree	139	43.2	2,660	48.5	11,589	47.9
		Strongly agree	146	45.3	2,171	39.6	9,564	39.5
		<b>Total</b>	<b>322</b>	<b>100.0</b>	<b>5,480</b>	<b>100.0</b>	<b>24,193</b>	<b>100.0</b>
18n. All instructors clearly explained course syllabi (syllabuses) [ACSOCSUP]	SYLLABI	Strongly disagree	1	0.3	19	0.3	101	0.4
		Disagree	3	0.9	83	1.5	430	1.8
		Neutral	14	4.3	378	6.9	1,755	7.2
		Agree	136	42.0	2,513	45.8	10,884	44.9
		Strongly agree	170	52.5	2,493	45.4	11,046	45.6
		<b>Total</b>	<b>324</b>	<b>100.0</b>	<b>5,486</b>	<b>100.0</b>	<b>24,216</b>	<b>100.0</b>
18o. I knew how to get in touch with my instructors outside of class [ACSOCSUP]	FACMEET	Strongly disagree	2	0.6	46	0.8	230	0.9
		Disagree	6	1.9	141	2.6	679	2.8
		Neutral	31	9.6	514	9.4	2,213	9.1
		Agree	130	40.4	2,457	44.8	10,972	45.3
		Strongly agree	153	47.5	2,325	42.4	10,139	41.8
		<b>Total</b>	<b>322</b>	<b>100.0</b>	<b>5,483</b>	<b>100.0</b>	<b>24,233</b>	<b>100.0</b>
18q. At least one other student whom I didn't previously know learned my name [ACSOCSUP]	OSTUDNAM	Strongly disagree	9	2.8	208	3.8	776	3.2
		Disagree	20	6.2	374	6.8	1,577	6.5
		Neutral	48	14.9	687	12.5	3,053	12.6
		Agree	114	35.4	2,257	41.2	10,069	41.6
		Strongly agree	131	40.7	1,954	35.7	8,744	36.1
		<b>Total</b>	<b>322</b>	<b>100.0</b>	<b>5,480</b>	<b>100.0</b>	<b>24,219</b>	<b>100.0</b>
18r. At least one instructor learned my name [ACSOCSUP]	FACNAM	Strongly disagree	5	1.5	135	2.5	470	1.9
		Disagree	9	2.8	258	4.7	975	4.0
		Neutral	32	9.9	598	10.9	2,433	10.1
		Agree	127	39.2	2,289	41.8	10,371	42.9
		Strongly agree	151	46.6	2,197	40.1	9,954	41.1
		<b>Total</b>	<b>324</b>	<b>100.0</b>	<b>5,477</b>	<b>100.0</b>	<b>24,203</b>	<b>100.0</b>

\* The comparison group and cohort columns on this page EXCLUDE your college.

**Survey of Entering Student Engagement - Austin Community College**

**2011 Frequency Distributions - Main Survey**

Comparison Group: Extra-Large Colleges\*

Entering Students Only - Breakout by Enrollment Status: Less than full-time Students

[Unweighted]

Academic and Social Support (ACSOCSUP)

Item	Variable	Responses	Your College		Ex-Large Colleges		2011 Cohort	
			Count	Percent	Count	Percent	Count	Percent
Item 18: Think about your experiences from the time of your decision to attend this college through the end of the first three weeks of your first semester/quarter.								
18s. I learned the name of at least one other student in most of my classes [ACSOCSUP]	STUNAM	Strongly disagree	4	1.2	142	2.6	528	2.2
		Disagree	13	4.0	277	5.1	1,207	5.0
		Neutral	27	8.4	524	9.6	2,351	9.7
		Agree	126	39.0	2,328	42.5	10,230	42.2
		Strongly agree	153	47.4	2,212	40.3	9,915	40.9
		Total	323	100.0	5,483	100.0	24,231	100.0

\* The comparison group and cohort columns on this page EXCLUDE your college.



**Survey of Entering Student Engagement - Austin Community College**

**2011 Frequency Distributions - Main Survey**

Comparison Group: Extra-Large Colleges\*

Entering Students Only - Breakout by Enrollment Status: Full-time Students

[Unweighted]

Academic and Social Support (ACSOCSUP)

Item	Variable	Responses	Your College		Ex-Large Colleges		2011 Cohort	
			Count	Percent	Count	Percent	Count	Percent
<b>Item 18: Think about your experiences from the time of your decision to attend this college through the end of the first three weeks of your first semester/quarter.</b>								
18l. All instructors clearly explained academic and student support services available at this college [ACSOCSUP]	RESOURCE	Strongly disagree	7	2.8	325	2.4	1,637	2.3
		Disagree	24	9.7	1,280	9.3	6,455	9.1
		Neutral	41	16.5	2,843	20.7	14,639	20.5
		Agree	99	39.9	5,865	42.6	30,421	42.7
		Strongly agree	77	31.0	3,439	25.0	18,086	25.4
		<b>Total</b>	<b>248</b>	<b>100.0</b>	<b>13,752</b>	<b>100.0</b>	<b>71,238</b>	<b>100.0</b>
18m. All instructors clearly explained course grading policies [ACSOCSUP]	GRADEPOL	Strongly disagree	2	0.8	80	0.6	380	0.5
		Disagree	5	2.0	299	2.2	1,522	2.1
		Neutral	21	8.4	1,170	8.5	5,976	8.4
		Agree	109	43.6	6,509	47.3	33,688	47.3
		Strongly agree	113	45.2	5,705	41.5	29,683	41.7
		<b>Total</b>	<b>250</b>	<b>100.0</b>	<b>13,763</b>	<b>100.0</b>	<b>71,249</b>	<b>100.0</b>
18n. All instructors clearly explained course syllabi (syllabuses) [ACSOCSUP]	SYLLABI	Strongly disagree	2	0.8	51	0.4	290	0.4
		Disagree	3	1.2	207	1.5	1,146	1.6
		Neutral	12	4.8	874	6.4	4,605	6.5
		Agree	107	42.6	5,995	43.6	31,010	43.5
		Strongly agree	127	50.6	6,625	48.2	34,198	48.0
		<b>Total</b>	<b>251</b>	<b>100.0</b>	<b>13,752</b>	<b>100.0</b>	<b>71,249</b>	<b>100.0</b>
18o. I knew how to get in touch with my instructors outside of class [ACSOCSUP]	FACMEET	Strongly disagree	0	N/A	101	0.7	463	0.6
		Disagree	3	1.2	304	2.2	1,686	2.4
		Neutral	14	5.6	1,252	9.1	6,217	8.7
		Agree	113	45.0	6,246	45.3	32,203	45.1
		Strongly agree	121	48.2	5,874	42.6	30,763	43.1
		<b>Total</b>	<b>251</b>	<b>100.0</b>	<b>13,777</b>	<b>100.0</b>	<b>71,332</b>	<b>100.0</b>
18q. At least one other student whom I didn't previously know learned my name [ACSOCSUP]	OSTUDNAM	Strongly disagree	7	2.8	292	2.1	1,284	1.8
		Disagree	17	6.9	556	4.0	2,407	3.4
		Neutral	18	7.3	1,251	9.1	5,867	8.2
		Agree	97	39.1	5,657	41.0	29,254	41.0
		Strongly agree	109	44.0	6,028	43.7	32,505	45.6
		<b>Total</b>	<b>248</b>	<b>100.0</b>	<b>13,784</b>	<b>100.0</b>	<b>71,317</b>	<b>100.0</b>
18r. At least one instructor learned my name [ACSOCSUP]	FACNAM	Strongly disagree	3	1.2	249	1.8	963	1.4
		Disagree	7	2.8	507	3.7	2,199	3.1
		Neutral	16	6.4	1,109	8.1	5,025	7.1
		Agree	96	38.2	5,561	40.4	28,883	40.5
		Strongly agree	129	51.4	6,330	46.0	34,163	48.0
		<b>Total</b>	<b>251</b>	<b>100.0</b>	<b>13,756</b>	<b>100.0</b>	<b>71,233</b>	<b>100.0</b>

\* The comparison group and cohort columns on this page EXCLUDE your college.

**Survey of Entering Student Engagement - Austin Community College**

**2011 Frequency Distributions - Main Survey**

Comparison Group: Extra-Large Colleges\*

Entering Students Only - Breakout by Enrollment Status: Full-time Students

[Unweighted]

Academic and Social Support (ACSOCSUP)

Item	Variable	Responses	Your College		Ex-Large Colleges		2011 Cohort	
			Count	Percent	Count	Percent	Count	Percent
Item 18: Think about your experiences from the time of your decision to attend this college through the end of the first three weeks of your first semester/quarter.								
18s. I learned the name of at least one other student in most of my classes [ACSOCSUP]	STUNAM	Strongly disagree	7	2.8	213	1.5	900	1.3
		Disagree	8	3.2	563	4.1	2,319	3.2
		Neutral	26	10.4	1,120	8.1	5,036	7.1
		Agree	101	40.2	5,486	39.8	28,500	39.9
		Strongly agree	109	43.4	6,401	46.4	34,610	48.5
		Total	251	100.0	13,783	100.0	71,365	100.0

\* The comparison group and cohort columns on this page EXCLUDE your college.