

**Survey of Entering Student Engagement - Austin Community College**

**2011 Benchmark Scores Report - Main Survey**

Comparison Group: Achieving the Dream\*

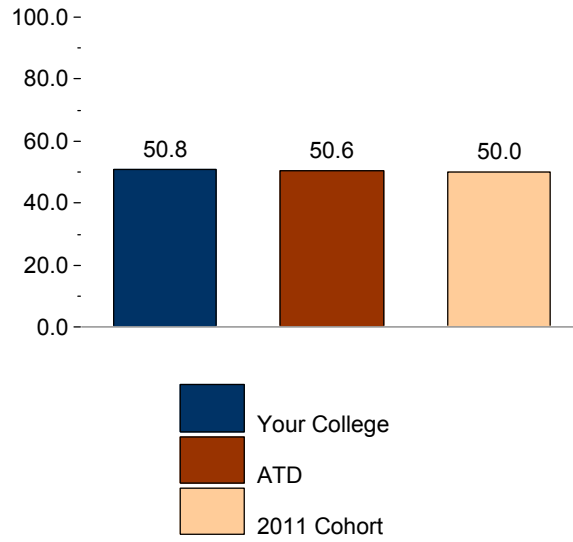
Entering Students Only

[Weighted]

Benchmark	Your College	ATD		2011 Cohort	
	Score	Score	Difference	Score	Difference
Early Connections	50.8	50.6	0.2	50.0	0.8
High Expectations and Aspirations	50.3	50.1	0.2	50.0	0.3
Clear Academic Plan and Pathway	59.7	51.1	8.6	50.0	9.7
Effective Track to College Readiness	56.0	51.5	4.4	50.0	6.0
Engaged Learning	51.8	51.2	0.6	50.0	1.8
Academic and Social Support Network	52.6	50.2	2.3	50.0	2.6

\* The comparison group and cohort columns on this page INCLUDE your college.

**Survey of Entering Student Engagement**  
**Austin Community College**  
**2011 Benchmark Bar Chart - Main Survey**  
Comparison Group: Achieving the Dream\*  
Entering Students Only  
[Weighted]  
Early Connections (EARLYCON)



\* The comparison group and cohort bars on this page INCLUDE your college.

**Survey of Entering Student Engagement - Austin Community College**

**2011 Benchmark Means Report - Main Survey**

Comparison Group: Achieving the Dream\*

Entering Students Only

[Weighted]

Early Connections (EARLYCON)

		Your College	ATD		2011 Cohort	
Item	Variable	Mean	Mean	Effect Size**	Mean	Effect Size**
Item 18: Think about your experiences from the time of your decision to attend this college through the end of the first three weeks of your first semester/quarter.						
1 = Strongly disagree, 2 = Disagree, 3 = Neutral, 4 = Agree, 5 = Strongly agree						
18a. The very first time I came to this college I felt welcome [EARLYCON]	WELCOME	4.00	3.92		3.94	
18i. The college provided me with adequate information about financial assistance (scholarships, grants, loans, etc.) [EARLYCON]	FAINFO	3.30	3.33		3.34	
18j. A college staff member helped me determine whether I qualified for financial assistance [EARLYCON]	QUALFA	3.01	2.94		2.94	
18p. At least one college staff member (other than an instructor) learned my name [EARLYCON]	CSTAFNAM	3.23	3.10		3.13	
One or more items in this benchmark are not suited to means calculations. Please see the Frequency Distribution that follows for these items.						

\* The comparison group and cohort columns on this page EXCLUDE your college.

\*\* T-test: 2-tailed

If a group contains less than 50 respondents, interpret the comparison results cautiously.

**Survey of Entering Student Engagement - Austin Community College**

**2011 Frequency Distributions - Main Survey**

Comparison Group: Achieving the Dream\*

Entering Students Only

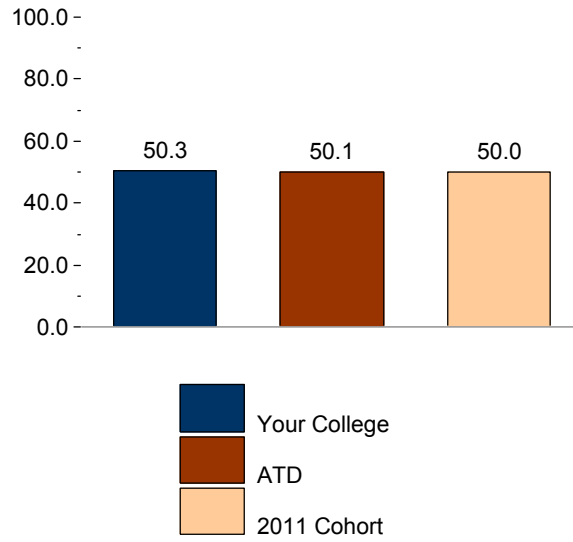
[Weighted]

Early Connections (EARLYCON)

Item	Variable	Responses	Your College		ATD		2011 Cohort	
			Count	Percent	Count	Percent	Count	Percent
<b>Item 18: Think about your experiences from the time of your decision to attend this college through the end of the first three weeks of your first semester/quarter.</b>								
18a. The very first time I came to this college I felt welcome [EARLYCON]	WELCOME	Strongly disagree	5	0.9	345	1.1	913	1.0
		Disagree	15	2.6	784	2.5	2,271	2.4
		Neutral	131	22.8	8,026	25.7	23,001	24.6
		Agree	245	42.6	13,926	44.5	42,514	45.5
		Strongly agree	178	31.1	8,183	26.2	24,645	26.4
		<b>Total</b>	<b>574</b>	<b>100.0</b>	<b>31,264</b>	<b>100.0</b>	<b>93,343</b>	<b>100.0</b>
18i. The college provided me with adequate information about financial assistance (scholarships, grants, loans, etc.) [EARLYCON]	FAINFO	Strongly disagree	57	9.9	2,740	8.8	7,812	8.4
		Disagree	87	15.2	5,139	16.5	14,974	16.1
		Neutral	166	29.0	8,001	25.7	24,652	26.5
		Agree	156	27.1	9,656	31.0	29,439	31.6
		Strongly agree	108	18.9	5,647	18.1	16,204	17.4
		<b>Total</b>	<b>574</b>	<b>100.0</b>	<b>31,185</b>	<b>100.0</b>	<b>93,081</b>	<b>100.0</b>
18j. A college staff member helped me determine whether I qualified for financial assistance [EARLYCON]	QUALFA	Strongly disagree	75	13.0	4,196	13.5	12,043	13.0
		Disagree	152	26.6	8,352	26.9	24,714	26.6
		Neutral	136	23.7	7,851	25.2	24,334	26.2
		Agree	113	19.7	6,557	21.1	19,934	21.5
		Strongly agree	98	17.0	4,146	13.3	11,793	12.7
		<b>Total</b>	<b>573</b>	<b>100.0</b>	<b>31,104</b>	<b>100.0</b>	<b>92,818</b>	<b>100.0</b>
18p. At least one college staff member (other than an instructor) learned my name [EARLYCON]	CSTAFNAM	Strongly disagree	81	14.3	4,795	15.4	13,765	14.8
		Disagree	120	21.0	7,014	22.5	20,628	22.2
		Neutral	96	16.8	5,837	18.7	17,215	18.5
		Agree	131	23.0	7,367	23.6	22,493	24.2
		Strongly agree	143	25.0	6,151	19.7	18,935	20.4
		<b>Total</b>	<b>571</b>	<b>100.0</b>	<b>31,163</b>	<b>100.0</b>	<b>93,037</b>	<b>100.0</b>
<b>Item 23</b>								
23. Was a specific person assigned to you so you could see him/her each time you needed information or assistance?	ASNPERS	Yes	122	21.9	6,575	21.8	20,979	23.3
		No	435	78.1	23,543	78.2	68,950	76.7
		<b>Total</b>	<b>557</b>	<b>100.0</b>	<b>30,118</b>	<b>100.0</b>	<b>89,928</b>	<b>100.0</b>

\* The comparison group and cohort columns on this page EXCLUDE your college.

**Survey of Entering Student Engagement**  
**Austin Community College**  
**2011 Benchmark Bar Chart - Main Survey**  
Comparison Group: Achieving the Dream\*  
Entering Students Only  
[Weighted]  
High Expectations and Aspirations (HIEXPECT)



\* The comparison group and cohort bars on this page INCLUDE your college.

**Survey of Entering Student Engagement - Austin Community College**

**2011 Benchmark Means Report - Main Survey**

Comparison Group: Achieving the Dream\*

Entering Students Only

[Weighted]

High Expectations and Aspirations (HIEEXPECT)

		Your College	ATD		2011 Cohort	
Item	Variable	Mean	Mean	Effect Size**	Mean	Effect Size**
Item 18: Think about your experiences from the time of your decision to attend this college through the end of the first three weeks of your first semester/quarter.						
1 = Strongly disagree, 2 = Disagree, 3 = Neutral, 4 = Agree, 5 = Strongly agree						
18b. The instructors at this college want me to succeed [HIEEXPECT]	WNTSCCD	4.30	4.25		4.25	
18t. I have the motivation to do what it takes to succeed in college [HIEEXPECT]	ITTAKES	4.46	4.43		4.43	
18u. I am prepared academically to succeed in college [HIEEXPECT]	ACPRPRD	4.31	4.28		4.29	
Item 19: During the first three weeks of your first semester/quarter at this college, about how often did you do the following?						
1 = Never, 2 = Once, 3 = Two or three times, 4 = Four or more times						
19c. Turn in an assignment late [HIEEXPECT]	LATETURN	1.53	1.42		1.40	0.21**
19d. Not turn in an assignment [HIEEXPECT]	NOTTURN	1.29	1.35		1.34	
19f. Come to class without completing readings or assignments [HIEEXPECT]	NOTCOMPL	1.58	1.59		1.59	
19s. Skip class [HIEEXPECT]	SKIPCL	1.32	1.34		1.35	

\* The comparison group and cohort columns on this page EXCLUDE your college.

\*\* T-test: 2-tailed

If a group contains less than 50 respondents, interpret the comparison results cautiously.

**Survey of Entering Student Engagement - Austin Community College**

**2011 Frequency Distributions - Main Survey**

Comparison Group: Achieving the Dream\*

Entering Students Only

[Weighted]

High Expectations and Aspirations (HIEXPECT)

Item	Variable	Responses	Your College		ATD		2011 Cohort	
			Count	Percent	Count	Percent	Count	Percent
<b>Item 18: Think about your experiences from the time of your decision to attend this college through the end of the first three weeks of your first semester/quarter.</b>								
18b. The instructors at this college want me to succeed [HIEXPECT]	WNTSCCD	Strongly disagree	2	0.3	74	0.2	217	0.2
		Disagree	2	0.4	229	0.7	714	0.8
		Neutral	68	11.8	3,829	12.3	11,286	12.1
		Agree	249	43.5	14,656	46.9	44,422	47.6
		Strongly agree	252	43.9	12,463	39.9	36,613	39.3
		<b>Total</b>	<b>573</b>	<b>100.0</b>	<b>31,250</b>	<b>100.0</b>	<b>93,252</b>	<b>100.0</b>
18t. I have the motivation to do what it takes to succeed in college [HIEXPECT]	ITTAKES	Strongly disagree	6	1.0	132	0.4	365	0.4
		Disagree	6	1.0	383	1.2	1,015	1.1
		Neutral	50	8.7	2,603	8.3	7,762	8.3
		Agree	167	29.2	10,855	34.8	33,290	35.7
		Strongly agree	345	60.1	17,242	55.2	50,720	54.4
		<b>Total</b>	<b>573</b>	<b>100.0</b>	<b>31,214</b>	<b>100.0</b>	<b>93,151</b>	<b>100.0</b>
18u. I am prepared academically to succeed in college [HIEXPECT]	ACPRPRD	Strongly disagree	4	0.7	170	0.5	443	0.5
		Disagree	10	1.8	491	1.6	1,463	1.6
		Neutral	78	13.6	4,032	12.9	11,719	12.6
		Agree	191	33.4	12,128	38.8	36,973	39.7
		Strongly agree	289	50.6	14,426	46.2	42,634	45.7
		<b>Total</b>	<b>571</b>	<b>100.0</b>	<b>31,247</b>	<b>100.0</b>	<b>93,233</b>	<b>100.0</b>
<b>Item 19: During the first three weeks of your first semester/quarter at this college, about how often did you do the following?</b>								
19c. Turn in an assignment late [HIEXPECT]	LATETURN	Never	347	60.6	20,908	67.0	63,634	68.4
		Once	160	27.8	7,855	25.2	22,542	24.2
		Two or three times	53	9.3	2,146	6.9	6,115	6.6
		Four or more times	13	2.2	280	0.9	797	0.9
		<b>Total</b>	<b>573</b>	<b>100.0</b>	<b>31,188</b>	<b>100.0</b>	<b>93,089</b>	<b>100.0</b>
19d. Not turn in an assignment [HIEXPECT]	NOTTURN	Never	443	77.6	22,841	73.5	68,984	74.4
		Once	95	16.6	6,040	19.4	17,390	18.8
		Two or three times	27	4.8	1,727	5.6	5,021	5.4
		Four or more times	5	0.9	451	1.5	1,265	1.4
		<b>Total</b>	<b>571</b>	<b>100.0</b>	<b>31,059</b>	<b>100.0</b>	<b>92,660</b>	<b>100.0</b>
19f. Come to class without completing readings or assignments [HIEXPECT]	NOTCOMPL	Never	334	57.8	17,845	57.1	53,439	57.3
		Once	168	29.2	9,172	29.4	26,865	28.8
		Two or three times	59	10.3	3,467	11.1	10,584	11.4
		Four or more times	16	2.7	761	2.4	2,327	2.5
		<b>Total</b>	<b>577</b>	<b>100.0</b>	<b>31,245</b>	<b>100.0</b>	<b>93,216</b>	<b>100.0</b>

\* The comparison group and cohort columns on this page EXCLUDE your college.

**Survey of Entering Student Engagement - Austin Community College**

**2011 Frequency Distributions - Main Survey**

Comparison Group: Achieving the Dream\*

Entering Students Only

[Weighted]

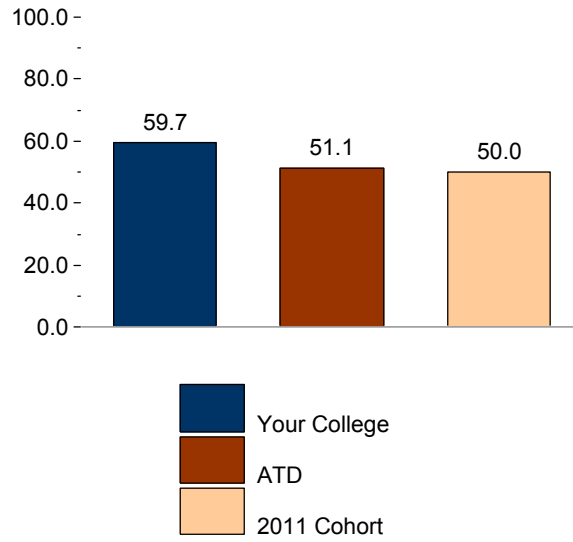
High Expectations and Aspirations (HIEXPECT)

Item	Variable	Responses	Your College		ATD		2011 Cohort	
			Count	Percent	Count	Percent	Count	Percent
Item 19: During the first three weeks of your first semester/quarter at this college, about how often did you do the following?								
19s. Skip class [HIEXPECT]	SKIPCL	Never	436	75.9	23,472	75.1	69,475	74.5
		Once	98	17.0	5,435	17.4	16,583	17.8
		Two or three times	35	6.1	1,946	6.2	6,009	6.4
		Four or more times	6	1.0	387	1.2	1,211	1.3
		Total	574	100.0	31,240	100.0	93,278	100.0

\* The comparison group and cohort columns on this page EXCLUDE your college.



**Survey of Entering Student Engagement**  
**Austin Community College**  
**2011 Benchmark Bar Chart - Main Survey**  
Comparison Group: Achieving the Dream\*  
Entering Students Only  
[Weighted]  
Clear Academic Plan and Pathway (ACADPLAN)



\* The comparison group and cohort bars on this page INCLUDE your college.

**Survey of Entering Student Engagement - Austin Community College**

**2011 Benchmark Means Report - Main Survey**

Comparison Group: Achieving the Dream\*

Entering Students Only

[Weighted]

Clear Academic Plan and Pathway (ACADPLAN)

		Your College	ATD		2011 Cohort	
Item	Variable	Mean	Mean	Effect Size**	Mean	Effect Size**
Item 18: Think about your experiences from the time of your decision to attend this college through the end of the first three weeks of your first semester/quarter.						
1 = Strongly disagree, 2 = Disagree, 3 = Neutral, 4 = Agree, 5 = Strongly agree						
18d. I was able to meet with an academic advisor at times convenient for me [ACADPLAN]	AACONTIM	3.96	3.65	0.31**	3.67	0.29**
18e. An advisor helped me to select a course of study, program, or major [ACADPLAN]	AASELMAJ	3.98	3.58	0.34**	3.58	0.34**
18f. An advisor helped me to set academic goals and to create a plan for achieving them [ACADPLAN]	ACADGOAL	3.58	3.16	0.36**	3.14	0.38**
18g. An advisor helped me to identify the courses I needed to take during my first semester/quarter [ACADPLAN]	CRSADV	4.17	3.80	0.33**	3.79	0.35**
18h. A college staff member talked with me about my commitments outside of school (work, children, dependents, etc.) to help me figure	OSCOMM	2.88	2.72		2.71	

\* The comparison group and cohort columns on this page EXCLUDE your college.

\*\* T-test: 2-tailed

If a group contains less than 50 respondents, interpret the comparison results cautiously.

**Survey of Entering Student Engagement - Austin Community College**

**2011 Frequency Distributions - Main Survey**

Comparison Group: Achieving the Dream\*

Entering Students Only

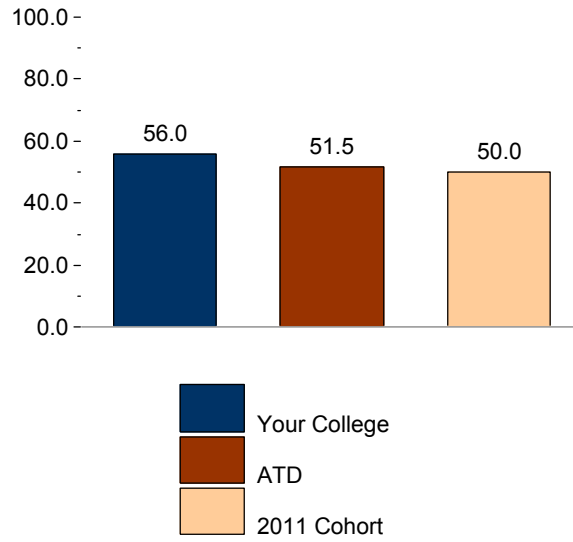
[Weighted]

Clear Academic Plan and Pathway (ACADPLAN)

Item	Variable	Responses	Your College		ATD		2011 Cohort	
			Count	Percent	Count	Percent	Count	Percent
Item 18: Think about your experiences from the time of your decision to attend this college through the end of the first three weeks of your first semester/quarter.								
18d. I was able to meet with an academic advisor at times convenient for me [ACADPLAN]	AACONTIM	Strongly disagree	8	1.4	1,091	3.5	3,074	3.3
		Disagree	33	5.8	3,007	9.7	8,345	9.0
		Neutral	103	18.2	8,392	27.0	25,044	27.0
		Agree	250	44.2	11,788	37.9	35,763	38.6
		Strongly agree	172	30.4	6,826	21.9	20,519	22.1
		<b>Total</b>	<b>566</b>	<b>100.0</b>	<b>31,104</b>	<b>100.0</b>	<b>92,745</b>	<b>100.0</b>
18e. An advisor helped me to select a course of study, program, or major [ACADPLAN]	AASELMAJ	Strongly disagree	17	2.9	1,920	6.2	5,593	6.0
		Disagree	42	7.2	4,478	14.4	13,262	14.3
		Neutral	87	15.1	6,190	19.9	18,898	20.3
		Agree	220	38.3	10,761	34.5	32,109	34.5
		Strongly agree	209	36.4	7,831	25.1	23,189	24.9
		<b>Total</b>	<b>574</b>	<b>100.0</b>	<b>31,181</b>	<b>100.0</b>	<b>93,050</b>	<b>100.0</b>
18f. An advisor helped me to set academic goals and to create a plan for achieving them [ACADPLAN]	ACADGOAL	Strongly disagree	32	5.6	2,570	8.3	7,580	8.2
		Disagree	70	12.3	7,010	22.5	21,176	22.8
		Neutral	155	27.2	9,267	29.7	28,466	30.6
		Agree	163	28.6	7,571	24.3	22,250	23.9
		Strongly agree	151	26.4	4,731	15.2	13,454	14.5
		<b>Total</b>	<b>571</b>	<b>100.0</b>	<b>31,150</b>	<b>100.0</b>	<b>92,926</b>	<b>100.0</b>
18g. An advisor helped me to identify the courses I needed to take during my first semester/quarter [ACADPLAN]	CRSADV	Strongly disagree	17	2.9	1,450	4.7	4,357	4.7
		Disagree	20	3.6	3,048	9.8	9,003	9.7
		Neutral	64	11.1	4,668	15.0	14,764	15.9
		Agree	223	39.0	12,985	41.7	38,636	41.5
		Strongly agree	249	43.5	9,019	28.9	26,294	28.3
		<b>Total</b>	<b>573</b>	<b>100.0</b>	<b>31,170</b>	<b>100.0</b>	<b>93,055</b>	<b>100.0</b>
18h. A college staff member talked with me about my commitments outside of school (work, children, dependents, etc.) to help me figure out how many courses to take [ACADPLAN]	OSCOMM	Strongly disagree	76	13.3	4,853	15.6	14,278	15.4
		Disagree	185	32.3	10,293	33.0	30,844	33.2
		Neutral	125	21.8	7,681	24.6	23,585	25.4
		Agree	103	17.9	5,274	16.9	15,698	16.9
		Strongly agree	84	14.7	3,062	9.8	8,593	9.2
		<b>Total</b>	<b>573</b>	<b>100.0</b>	<b>31,163</b>	<b>100.0</b>	<b>93,000</b>	<b>100.0</b>

\* The comparison group and cohort columns on this page EXCLUDE your college.

**Survey of Entering Student Engagement**  
**Austin Community College**  
**2011 Benchmark Bar Chart - Main Survey**  
Comparison Group: Achieving the Dream\*  
Entering Students Only  
[Weighted]  
Effective Track to College Readiness (COLLREAD)



\* The comparison group and cohort bars on this page INCLUDE your college.

28FEB12

**Survey of Entering Student Engagement - Austin Community College**

**2011 Benchmark Means Report - Main Survey**

Comparison Group: Achieving the Dream\*

Entering Students Only

[Weighted]

Effective Track to College Readiness (COLLREAD)

		Your College	ATD		2011 Cohort	
Item	Variable	Mean	Mean	Effect Size**	Mean	Effect Size**
Item 21: Think about your experiences from the time of your decision to attend this college through the end of the first three weeks of your first semester/quarter. Within a class, or through another experience at this college:						
1 = Strongly disagree, 2 = Disagree, 3 = Neutral, 4 = Agree, 5 = Strongly agree						
21a. I learned to improve my study skills (listening, note taking, highlighting readings, working with others, etc.) [COLLREAD]	LNDSTUDY	4.11	4.01		3.96	
21b. I learned to understand my academic strengths and weaknesses [COLLREAD]	LNDACAWK	4.04	3.92		3.88	
21c. I learned skills and strategies to improve my test-taking ability [COLLREAD]	LNSKLLS	3.84	3.66		3.60	0.24**
One or more items in this benchmark are not suited to means calculations. Please see the Frequency Distribution that follows for these items.						

\* The comparison group and cohort columns on this page EXCLUDE your college.

\*\* T-test: 2-tailed

If a group contains less than 50 respondents, interpret the comparison results cautiously.

**Survey of Entering Student Engagement - Austin Community College**

**2011 Frequency Distributions - Main Survey**

Comparison Group: Achieving the Dream\*

Entering Students Only

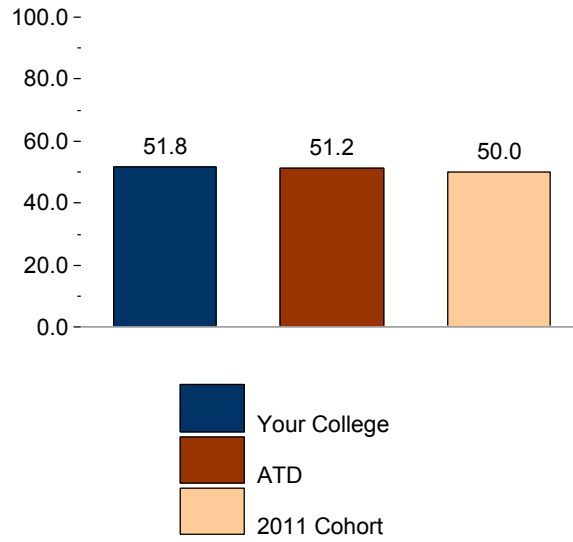
[Weighted]

Effective Track to College Readiness (COLLREAD)

Item	Variable	Responses	Your College		ATD		2011 Cohort	
			Count	Percent	Count	Percent	Count	Percent
<b>Item 12: Think about your experiences from the time of your decision to attend this college through the end of the first three weeks of your first semester/quarter.</b>								
12a. Before I could register for classes, I was required to take a placement test (COMPASS, ASSET, ACCUPLACER, SAT, ACT, etc.) to assess my skills in reading, writing, and/or math [COLLREAD]	REQPTEST	Yes	506	88.9	26,806	86.2	80,413	86.7
		No	63	11.1	4,292	13.8	12,361	13.3
		<b>Total</b>	<b>569</b>	<b>100.0</b>	<b>31,097</b>	<b>100.0</b>	<b>92,774</b>	<b>100.0</b>
12b. I took a placement test (COMPASS, ASSET, ACCUPLACER, SAT, ACT, etc.) [COLLREAD]	TKPTEST	Yes	522	92.3	27,719	90.1	82,459	89.9
		No	43	7.7	3,040	9.9	9,268	10.1
		<b>Total</b>	<b>566</b>	<b>100.0</b>	<b>30,759</b>	<b>100.0</b>	<b>91,727</b>	<b>100.0</b>
<b>Item 14</b>								
14. This college required me to enroll in classes indicated by my placement test scores during my first semester/quarter [COLLREAD]	REQCLASS	Yes	462	81.0	23,068	74.7	67,473	73.2
		No	108	19.0	7,831	25.3	24,710	26.8
		<b>Total</b>	<b>570</b>	<b>100.0</b>	<b>30,898</b>	<b>100.0</b>	<b>92,183</b>	<b>100.0</b>
<b>Item 21: Think about your experiences from the time of your decision to attend this college through the end of the first three weeks of your first semester/quarter. Within a class, or through another experience at this college:</b>								
21a. I learned to improve my study skills (listening, note taking, highlighting readings, working with others, etc.) [COLLREAD]	LNDSTUDY	Strongly disagree	8	1.4	506	1.6	1,598	1.7
		Disagree	19	3.2	1,174	3.8	3,994	4.3
		Neutral	103	18.1	6,150	19.8	19,505	21.0
		Agree	212	37.1	12,915	41.6	39,242	42.3
		Strongly agree	229	40.2	10,308	33.2	28,538	30.7
		<b>Total</b>	<b>571</b>	<b>100.0</b>	<b>31,052</b>	<b>100.0</b>	<b>92,875</b>	<b>100.0</b>
21b. I learned to understand my academic strengths and weaknesses [COLLREAD]	LNDACAWK	Strongly disagree	3	0.6	409	1.3	1,266	1.4
		Disagree	28	4.9	1,384	4.5	4,281	4.6
		Neutral	106	18.7	7,171	23.1	22,682	24.4
		Agree	236	41.6	13,405	43.2	40,651	43.8
		Strongly agree	195	34.3	8,658	27.9	23,935	25.8
		<b>Total</b>	<b>568</b>	<b>100.0</b>	<b>31,026</b>	<b>100.0</b>	<b>92,815</b>	<b>100.0</b>
21c. I learned skills and strategies to improve my test-taking ability [COLLREAD]	LNSKLLS	Strongly disagree	12	2.1	780	2.5	2,604	2.8
		Disagree	38	6.6	2,894	9.3	9,511	10.3
		Neutral	156	27.4	9,687	31.2	30,232	32.6
		Agree	188	32.9	10,259	33.1	30,357	32.7
		Strongly agree	178	31.1	7,398	23.9	20,068	21.6
		<b>Total</b>	<b>571</b>	<b>100.0</b>	<b>31,018</b>	<b>100.0</b>	<b>92,772</b>	<b>100.0</b>

\* The comparison group and cohort columns on this page EXCLUDE your college.

**Survey of Entering Student Engagement**  
**Austin Community College**  
**2011 Benchmark Bar Chart - Main Survey**  
Comparison Group: Achieving the Dream\*  
Entering Students Only  
[Weighted]  
Engaged Learning (ENGAGLRN)



\* The comparison group and cohort bars on this page INCLUDE your college.

**Survey of Entering Student Engagement - Austin Community College**

**2011 Benchmark Means Report - Main Survey**

Comparison Group: Achieving the Dream\*

Entering Students Only

[Weighted]

Engaged Learning (ENGAGLRN)

		Your College	ATD		2011 Cohort	
Item	Variable	Mean	Mean	Effect Size**	Mean	Effect Size**
<b>Item 19: During the first three weeks of your first semester/quarter at this college, about how often did you do the following?</b>						
1 = Never, 2 = Once, 3 = Two or three times, 4 = Four or more times						
19a. Ask questions in class or contribute to class discussions [ENGAGLRN]	ASKQUES	2.86	2.84		2.86	
19b. Prepare at least two drafts of a paper or assignment before turning it in [ENGAGLRN]	PREPDRFT	2.21	2.17		2.16	
19e. Participate in supplemental instruction (extra class sessions with an instructor, tutor, or experienced student) [ENGAGLRN]	SUPINSTR	1.69	1.53		1.51	0.22**
19g. Work with other students on a project or assignment during class [ENGAGLRN]	PINCLASS	2.37	2.48		2.45	
19h. Work with classmates outside of class on class projects or assignments [ENGAGLRN]	PREPOUTC	1.58	1.51		1.52	
19i. Participate in a required study group outside of class [ENGAGLRN]	GRPSTUDY	1.32	1.27		1.26	
19j. Participate in a student-initiated (not required) study group outside of class [ENGAGLRN]	NRGSTUDY	1.34	1.26		1.26	
19k. Use an electronic tool (e-mail, text messaging, Facebook, MySpace, class Web site, etc.) to communicate with another student	USEINTMG	1.95	2.05		2.04	
19l. Use an electronic tool (e-mail, text messaging, Facebook, MySpace, class Web site, etc.) to communicate with an instructor	MAILFAC	2.02	2.06		2.06	
19m. Discuss an assignment or grade with an instructor [ENGAGLRN]	FACASSN	2.15	2.04		2.03	
19n. Ask for help from an instructor regarding questions or problems related to a class [ENGAGLRN]	CLASSREL	2.38	2.32		2.31	
19o. Receive prompt written or oral feedback from instructors on your performance [ENGAGLRN]	FEEDBACK	2.44	2.28		2.31	
19q. Discuss ideas from your readings or classes with instructors outside of class [ENGAGLRN]	FACIDOC	1.57	1.52		1.51	
<b>Item 20.2: Think about your experiences from the time of your decision to attend this college through the end of the first three weeks of your first semester/quarter. How often did you use the following services?</b>						
1 = Never, 2 = Once, 3 = Two or three times, 4 = Four or more times						
20.2d. Face-to-face tutoring [ENGAGLRN]	FFTUSE	1.42	1.27	0.22**	1.26	0.25**
20.2f. Writing, math, or other skill lab [ENGAGLRN]	SKLABUSE	1.64	1.82		1.74	
20.2h. Computer lab [ENGAGLRN]	COMLBUSE	1.92	2.10		2.08	

\* The comparison group and cohort columns on this page EXCLUDE your college.

\*\* T-test: 2-tailed

If a group contains less than 50 respondents, interpret the comparison results cautiously.



**Survey of Entering Student Engagement - Austin Community College**

**2011 Frequency Distributions - Main Survey**

Comparison Group: Achieving the Dream\*

Entering Students Only

[Weighted]

Engaged Learning (ENGAGLRN)

Item	Variable	Responses	Your College		ATD		2011 Cohort	
			Count	Percent	Count	Percent	Count	Percent
<b>Item 19: During the first three weeks of your first semester/quarter at this college, about how often did you do the following?</b>								
19a. Ask questions in class or contribute to class discussions [ENGAGLRN]	ASKQUES	Never	47	8.1	2,485	7.9	7,350	7.8
		Once	118	20.5	7,245	23.1	20,836	22.2
		Two or three times	283	49.1	14,484	46.2	43,306	46.2
		Four or more times	128	22.3	7,159	22.8	22,170	23.7
		<b>Total</b>	<b>576</b>	<b>100.0</b>	<b>31,373</b>	<b>100.0</b>	<b>93,662</b>	<b>100.0</b>
19b. Prepare at least two drafts of a paper or assignment before turning it in [ENGAGLRN]	PREPDRFT	Never	144	25.0	8,788	28.1	26,753	28.7
		Once	205	35.6	10,673	34.2	31,799	34.1
		Two or three times	191	33.2	9,565	30.6	28,017	30.1
		Four or more times	36	6.2	2,207	7.1	6,638	7.1
		<b>Total</b>	<b>576</b>	<b>100.0</b>	<b>31,234</b>	<b>100.0</b>	<b>93,208</b>	<b>100.0</b>
19e. Participate in supplemental instruction (extra class sessions with an instructor, tutor, or experienced student) [ENGAGLRN]	SUPINSTR	Never	340	59.1	21,281	68.0	64,608	69.2
		Once	114	19.8	4,870	15.6	14,367	15.4
		Two or three times	80	13.9	3,559	11.4	10,091	10.8
		Four or more times	42	7.2	1,570	5.0	4,304	4.6
		<b>Total</b>	<b>575</b>	<b>100.0</b>	<b>31,280</b>	<b>100.0</b>	<b>93,370</b>	<b>100.0</b>
19g. Work with other students on a project or assignment during class [ENGAGLRN]	PINCLASS	Never	140	24.3	6,655	21.3	20,514	22.0
		Once	164	28.3	7,645	24.4	23,271	24.9
		Two or three times	194	33.6	12,345	39.5	36,226	38.8
		Four or more times	80	13.8	4,636	14.8	13,388	14.3
		<b>Total</b>	<b>578</b>	<b>100.0</b>	<b>31,282</b>	<b>100.0</b>	<b>93,399</b>	<b>100.0</b>
19h. Work with classmates outside of class on class projects or assignments [ENGAGLRN]	PREPOUTC	Never	369	64.4	21,250	68.1	63,156	67.8
		Once	105	18.3	5,175	16.6	15,423	16.5
		Two or three times	70	12.1	3,560	11.4	10,730	11.5
		Four or more times	29	5.1	1,229	3.9	3,888	4.2
		<b>Total</b>	<b>573</b>	<b>100.0</b>	<b>31,214</b>	<b>100.0</b>	<b>93,197</b>	<b>100.0</b>
19i. Participate in a required study group outside of class [ENGAGLRN]	GRPSTUDY	Never	467	80.9	25,875	82.9	77,885	83.5
		Once	56	9.7	2,963	9.5	8,275	8.9
		Two or three times	35	6.1	1,704	5.5	5,049	5.4
		Four or more times	19	3.3	674	2.2	2,019	2.2
		<b>Total</b>	<b>578</b>	<b>100.0</b>	<b>31,215</b>	<b>100.0</b>	<b>93,228</b>	<b>100.0</b>
19j. Participate in a student-initiated (not required) study group outside of class [ENGAGLRN]	NRGSTUDY	Never	457	79.8	26,017	83.4	77,588	83.4
		Once	58	10.2	2,988	9.6	8,638	9.3
		Two or three times	38	6.7	1,573	5.0	4,880	5.2
		Four or more times	19	3.3	608	2.0	1,966	2.1
		<b>Total</b>	<b>573</b>	<b>100.0</b>	<b>31,187</b>	<b>100.0</b>	<b>93,073</b>	<b>100.0</b>

\* The comparison group and cohort columns on this page EXCLUDE your college.

**Survey of Entering Student Engagement - Austin Community College**

**2011 Frequency Distributions - Main Survey**

Comparison Group: Achieving the Dream\*

Entering Students Only

[Weighted]

Engaged Learning (ENGAGLRN)

Item	Variable	Responses	Your College		ATD		2011 Cohort	
			Count	Percent	Count	Percent	Count	Percent
<b>Item 19: During the first three weeks of your first semester/quarter at this college, about how often did you do the following?</b>								
19k. Use an electronic tool (e-mail, text messaging, Facebook, MySpace, class Web site, etc.) to communicate with another student about coursework [ENGAGLRN]	USEINTMG	Never	288	50.0	13,792	44.0	42,091	45.0
		Once	104	18.2	6,671	21.3	19,101	20.4
		Two or three times	106	18.4	6,234	19.9	18,333	19.6
		Four or more times	77	13.5	4,619	14.7	13,979	14.9
		<b>Total</b>	<b>575</b>	<b>100.0</b>	<b>31,316</b>	<b>100.0</b>	<b>93,504</b>	<b>100.0</b>
19l. Use an electronic tool (e-mail, text messaging, Facebook, MySpace, class Web site, etc.) to communicate with an instructor about coursework [ENGAGLRN]	MAILFAC	Never	241	41.9	12,444	39.9	37,258	40.0
		Once	144	25.0	8,041	25.8	23,604	25.4
		Two or three times	131	22.7	7,162	23.0	21,359	22.9
		Four or more times	60	10.4	3,538	11.3	10,868	11.7
		<b>Total</b>	<b>575</b>	<b>100.0</b>	<b>31,185</b>	<b>100.0</b>	<b>93,089</b>	<b>100.0</b>
19m. Discuss an assignment or grade with an instructor [ENGAGLRN]	FACASSN	Never	175	30.4	10,661	34.1	31,831	34.1
		Once	190	33.1	10,728	34.3	32,565	34.9
		Two or three times	159	27.6	7,903	25.3	23,174	24.8
		Four or more times	52	9.0	1,943	6.2	5,687	6.1
		<b>Total</b>	<b>576</b>	<b>100.0</b>	<b>31,235</b>	<b>100.0</b>	<b>93,257</b>	<b>100.0</b>
19n. Ask for help from an instructor regarding questions or problems related to a class [ENGAGLRN]	CLASSREL	Never	133	23.2	7,474	23.9	22,893	24.5
		Once	165	28.7	9,782	31.3	29,124	31.2
		Two or three times	201	35.0	10,584	33.9	31,126	33.3
		Four or more times	75	13.1	3,417	10.9	10,212	10.9
		<b>Total</b>	<b>574</b>	<b>100.0</b>	<b>31,257</b>	<b>100.0</b>	<b>93,355</b>	<b>100.0</b>
19o. Receive prompt written or oral feedback from instructors on your performance [ENGAGLRN]	FEEDBACK	Never	124	21.4	8,432	27.1	24,412	26.2
		Once	163	28.2	9,227	29.6	26,856	28.9
		Two or three times	201	34.8	9,822	31.5	30,417	32.7
		Four or more times	89	15.5	3,675	11.8	11,397	12.2
		<b>Total</b>	<b>577</b>	<b>100.0</b>	<b>31,156</b>	<b>100.0</b>	<b>93,081</b>	<b>100.0</b>
19q. Discuss ideas from your readings or classes with instructors outside of class [ENGAGLRN]	FACIDOC	Never	360	62.7	20,942	67.0	62,871	67.4
		Once	121	21.1	5,662	18.1	16,643	17.8
		Two or three times	71	12.4	3,262	10.4	9,891	10.6
		Four or more times	22	3.9	1,373	4.4	3,864	4.1
		<b>Total</b>	<b>575</b>	<b>100.0</b>	<b>31,240</b>	<b>100.0</b>	<b>93,269</b>	<b>100.0</b>
<b>Item 20.2: Think about your experiences from the time of your decision to attend this college through the end of the first three weeks of your first semester/quarter. How often did you use the following services?</b>								
20.2d. Face-to-face tutoring [ENGAGLRN]	FFTUSE	Never	418	75.6	25,016	83.9	75,190	84.5
		Once	71	12.9	2,529	8.5	7,188	8.1
		Two or three times	31	5.5	1,367	4.6	4,077	4.6
		Four or more times	33	6.0	905	3.0	2,475	2.8
		<b>Total</b>	<b>553</b>	<b>100.0</b>	<b>29,819</b>	<b>100.0</b>	<b>88,929</b>	<b>100.0</b>

\* The comparison group and cohort columns on this page EXCLUDE your college.

**Survey of Entering Student Engagement - Austin Community College**

**2011 Frequency Distributions - Main Survey**

Comparison Group: Achieving the Dream\*

Entering Students Only

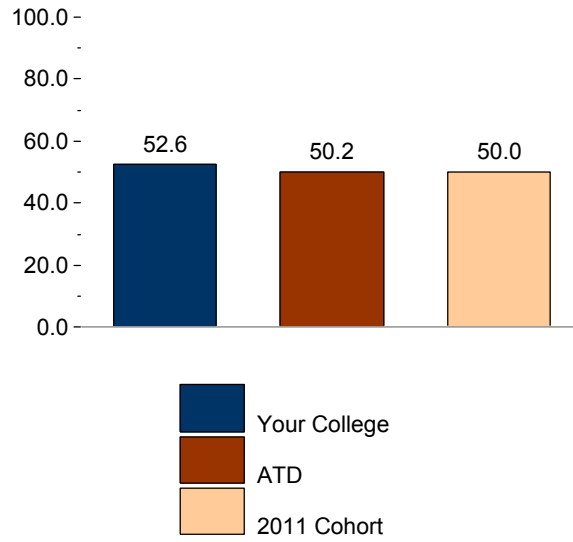
[Weighted]

Engaged Learning (ENGAGLRN)

Item	Variable	Responses	Your College		ATD		2011 Cohort	
			Count	Percent	Count	Percent	Count	Percent
Item 20.2: Think about your experiences from the time of your decision to attend this college through the end of the first three weeks of your first semester/quarter. How often did you use the following services?								
20.2f. Writing, math, or other skill lab [ENGAGLRN]	SKLABUSE	Never	355	64.1	17,640	59.4	56,312	63.8
		Once	86	15.6	3,976	13.4	10,324	11.7
		Two or three times	70	12.6	3,757	12.7	9,899	11.2
		Four or more times	43	7.7	4,311	14.5	11,697	13.3
		Total	554	100.0	29,684	100.0	88,233	100.0
20.2h. Computer lab [ENGAGLRN]	COMLBUSE	Never	285	51.4	13,627	45.4	42,139	47.2
		Once	105	19.0	5,287	17.6	15,005	16.8
		Two or three times	87	15.6	5,457	18.2	15,380	17.2
		Four or more times	77	13.9	5,615	18.7	16,728	18.7
		Total	553	100.0	29,986	100.0	89,252	100.0

\* The comparison group and cohort columns on this page EXCLUDE your college.

**Survey of Entering Student Engagement**  
**Austin Community College**  
**2011 Benchmark Bar Chart - Main Survey**  
Comparison Group: Achieving the Dream\*  
Entering Students Only  
[Weighted]  
Academic and Social Support (ACSOCSUP)



\* The comparison group and cohort bars on this page INCLUDE your college.

28FEB12

**Survey of Entering Student Engagement - Austin Community College**

**2011 Benchmark Means Report - Main Survey**

Comparison Group: Achieving the Dream\*

Entering Students Only

[Weighted]

Academic and Social Support (ACSOCSUP)

		Your College	ATD		2011 Cohort	
Item	Variable	Mean	Mean	Effect Size**	Mean	Effect Size**
Item 18: Think about your experiences from the time of your decision to attend this college through the end of the first three weeks of your first semester/quarter.						
1 = Strongly disagree, 2 = Disagree, 3 = Neutral, 4 = Agree, 5 = Strongly agree						
18l. All instructors clearly explained academic and student support services available at this college [ACSOCSUP]	RESOURCE	3.89	3.80		3.77	
18m. All instructors clearly explained course grading policies [ACSOCSUP]	GRADEPOL	4.31	4.25		4.25	
18n. All instructors clearly explained course syllabi (syllabuses) [ACSOCSUP]	SYLLABI	4.44	4.35		4.35	
18o. I knew how to get in touch with my instructors outside of class [ACSOCSUP]	FACMEET	4.34	4.25		4.26	
18q. At least one other student whom I didn't previously know learned my name [ACSOCSUP]	OSTUDNAM	4.08	4.11		4.11	
18r. At least one instructor learned my name [ACSOCSUP]	FACNAM	4.29	4.21		4.23	
18s. I learned the name of at least one other student in most of my classes [ACSOCSUP]	STUNAM	4.25	4.21		4.22	

\* The comparison group and cohort columns on this page EXCLUDE your college.

\*\* T-test: 2-tailed

If a group contains less than 50 respondents, interpret the comparison results cautiously.

**Survey of Entering Student Engagement - Austin Community College**

**2011 Frequency Distributions - Main Survey**

Comparison Group: Achieving the Dream\*

Entering Students Only

[Weighted]

Academic and Social Support (ACSOCSUP)

Item	Variable	Responses	Your College		ATD		2011 Cohort	
			Count	Percent	Count	Percent	Count	Percent
<b>Item 18: Think about your experiences from the time of your decision to attend this college through the end of the first three weeks of your first semester/quarter.</b>								
18l. All instructors clearly explained academic and student support services available at this college [ACSOCSUP]	RESOURCE	Strongly disagree	12	2.1	748	2.4	2,362	2.5
		Disagree	42	7.4	2,752	8.8	8,805	9.5
		Neutral	119	20.9	6,453	20.7	19,686	21.2
		Agree	218	38.4	13,270	42.6	39,466	42.5
		Strongly agree	177	31.2	7,938	25.5	22,633	24.3
		<b>Total</b>	<b>568</b>	<b>100.0</b>	<b>31,161</b>	<b>100.0</b>	<b>92,953</b>	<b>100.0</b>
18m. All instructors clearly explained course grading policies [ACSOCSUP]	GRADEPOL	Strongly disagree	3	0.4	198	0.6	536	0.6
		Disagree	12	2.1	714	2.3	2,104	2.3
		Neutral	51	8.8	2,963	9.5	8,524	9.2
		Agree	248	43.3	14,626	46.9	44,295	47.6
		Strongly agree	259	45.3	12,656	40.6	37,535	40.4
		<b>Total</b>	<b>572</b>	<b>100.0</b>	<b>31,157</b>	<b>100.0</b>	<b>92,994</b>	<b>100.0</b>
18n. All instructors clearly explained course syllabi (syllabuses) [ACSOCSUP]	SYLLABI	Strongly disagree	3	0.4	135	0.4	400	0.4
		Disagree	6	1.0	535	1.7	1,611	1.7
		Neutral	26	4.4	2,245	7.2	6,558	7.0
		Agree	242	42.2	13,722	44.0	41,317	44.4
		Strongly agree	299	52.0	14,563	46.7	43,141	46.4
		<b>Total</b>	<b>575</b>	<b>100.0</b>	<b>31,200</b>	<b>100.0</b>	<b>93,028</b>	<b>100.0</b>
18o. I knew how to get in touch with my instructors outside of class [ACSOCSUP]	FACMEET	Strongly disagree	3	0.5	262	0.8	765	0.8
		Disagree	10	1.7	842	2.7	2,419	2.6
		Neutral	49	8.5	2,963	9.5	8,354	9.0
		Agree	238	41.6	13,984	44.8	42,132	45.3
		Strongly agree	273	47.7	13,134	42.1	39,439	42.4
		<b>Total</b>	<b>573</b>	<b>100.0</b>	<b>31,185</b>	<b>100.0</b>	<b>93,109</b>	<b>100.0</b>
18q. At least one other student whom I didn't previously know learned my name [ACSOCSUP]	OSTUDNAM	Strongly disagree	16	2.8	863	2.8	2,410	2.6
		Disagree	36	6.4	1,540	4.9	4,762	5.1
		Neutral	73	12.9	3,488	11.2	10,003	10.7
		Agree	208	36.4	12,853	41.2	38,570	41.4
		Strongly agree	237	41.6	12,448	39.9	37,333	40.1
		<b>Total</b>	<b>571</b>	<b>100.0</b>	<b>31,192</b>	<b>100.0</b>	<b>93,079</b>	<b>100.0</b>
18r. At least one instructor learned my name [ACSOCSUP]	FACNAM	Strongly disagree	8	1.4	560	1.8	1,528	1.6
		Disagree	16	2.8	1,184	3.8	3,294	3.5
		Neutral	51	8.9	2,899	9.3	8,093	8.7
		Agree	224	38.9	13,016	41.8	39,042	42.0
		Strongly agree	275	47.9	13,497	43.3	41,040	44.1
		<b>Total</b>	<b>575</b>	<b>100.0</b>	<b>31,156</b>	<b>100.0</b>	<b>92,997</b>	<b>100.0</b>

\* The comparison group and cohort columns on this page EXCLUDE your college.

**Survey of Entering Student Engagement - Austin Community College**

**2011 Frequency Distributions - Main Survey**

Comparison Group: Achieving the Dream\*

Entering Students Only

[Weighted]

Academic and Social Support (ACSOCSUP)

Item	Variable	Responses	Your College		ATD		2011 Cohort	
			Count	Percent	Count	Percent	Count	Percent
Item 18: Think about your experiences from the time of your decision to attend this college through the end of the first three weeks of your first semester/quarter.								
18s. I learned the name of at least one other student in most of my classes [ACSOCSUP]	STUNAM	Strongly disagree	9	1.7	565	1.8	1,647	1.8
		Disagree	22	3.8	1,268	4.1	3,912	4.2
		Neutral	51	8.9	2,829	9.1	7,951	8.5
		Agree	226	39.3	12,839	41.1	38,495	41.3
		Strongly agree	266	46.3	13,706	43.9	41,123	44.2
		Total	574	100.0	31,208	100.0	93,126	100.0

\* The comparison group and cohort columns on this page EXCLUDE your college.

## Colleges in the Comparison Group

Comparison Group: Achieving the Dream

Institution	State
Aiken Technical College	SC
Bay de Noc Community College	MI
Big Bend Community College	WA
Brazosport College	TX
Brookhaven College	TX
Broward College	FL
Bunker Hill Community College	MA
Capital Community College	CT
Central New Mexico Community College	NM
College of the Mainland	TX
College of the Sequoias	CA
Community College of Beaver County	PA
Community College of the District of Columbia	DC
Davidson County Community College	NC
El Centro College	TX
Galveston College	TX
Glen Oaks Community College	MI
Grand Rapids Community College	MI
Greenville Technical College	SC
Hawaii Community College	HI
Housatonic Community College	CT
Jackson Community College	MI
Johnson County Community College	KS
Kilgore College	TX
Lake Michigan College	MI
Lansing Community College	MI
Lee College	TX
Lone Star College - CyFair	TX
Lone Star College - Kingwood	TX
Lone Star College - Montgomery	TX
Lone Star College - North Harris	TX
Lone Star College - Tomball	TX
Martin Community College	NC
Montgomery County Community College	PA
Muskegon Community College	MI
National Park Community College	AR
North Central State College	OH
Northeast Lakeview College	TX
Northeast Wisconsin Technical College	WI
Northern Virginia Community College	VA
Northwest Vista College	TX
Norwalk Community College	CT
Palo Alto College	TX
Paris Junior College	TX
Patrick Henry Community College	VA



## Colleges in the Comparison Group

Comparison Group: Achieving the Dream

Institution	State
Phillips Community College of the University of Arkansas	AR
San Antonio College	TX
San Jacinto College - Central Campus	TX
San Jacinto College - North Campus	TX
San Jacinto College - South Campus	TX
Santa Fe Community College	NM
Seattle Central Community College	WA
Sinclair Community College	OH
South Texas College	TX
Southwest Texas Junior College	TX
St. Philip's College	TX
Tacoma Community College	WA
Tallahassee Community College	FL
Tarrant County College District	TX
Texarkana College	TX
Triton College	IL
Tyler Junior College	TX
UH Maui College	HI
Wharton County Junior College	TX
Zane State College	OH