

Survey of Entering Student Engagement - Austin Community College (2012 Administration)

2012 Benchmark Scores Report - Main Survey

Comparison Group: Extra-Large Colleges in the 2012 Cohort*

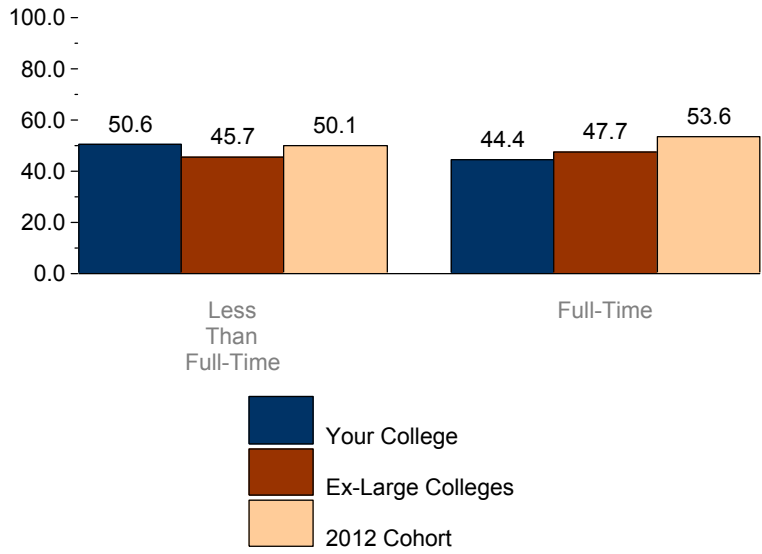
Entering Students Only - Breakout by Enrollment Status

[Unweighted]

Benchmark	Breakout Group	Your College	Ex-Large Colleges		2012 Cohort	
		Score	Score	Difference	Score	Difference
Early Connections	Less than full-time	50.6	45.7	5.0	50.1	0.5
	Full-time	44.4	47.7	-3.3	53.6	-9.2
High Expectations and Aspirations	Less than full-time	50.8	49.5	1.3	50.0	0.8
	Full-time	49.4	48.8	0.6	49.7	-0.3
Clear Academic Plan and Pathway	Less than full-time	60.7	47.4	13.3	50.6	10.1
	Full-time	58.8	49.3	9.5	52.2	6.6
Effective Track to College Readiness	Less than full-time	54.3	49.8	4.6	49.6	4.8
	Full-time	47.7	49.7	-2.0	50.9	-3.2
Engaged Learning	Less than full-time	47.1	47.0	0.1	47.2	-0.1
	Full-time	54.3	53.2	1.1	54.3	0.0
Academic and Social Support Network	Less than full-time	49.9	47.9	2.0	48.4	1.5
	Full-time	52.3	50.7	1.5	52.6	-0.3

* The comparison group and cohort columns on this page INCLUDE your college.

Survey of Entering Student Engagement
Austin Community College (2012 Administration)
2012 Benchmark Bar Chart - Main Survey
 Comparison Group: Extra-Large Colleges in the 2012 Cohort*
 Entering Students Only - Breakout by Enrollment Status
 [Unweighted]
 Early Connections (EARLYCON)



* The comparison group and cohort bars on this page INCLUDE your college.

Survey of Entering Student Engagement - Austin Community College (2012 Administration)

2012 Benchmark Means Report - Main Survey

Comparison Group: Extra-Large Colleges in the 2012 Cohort*

Entering Students Only - Breakout by Enrollment Status

[Unweighted]

Early Connections (EARLYCON)

			Your College	Ex-Large Colleges		2012 Cohort	
Item	Variable	Breakout Group	Mean	Mean	Effect Size**	Mean	Effect Size**
Item 18: Think about your experiences from the time of your decision to attend this college through the end of the first three weeks of your first semester/quarter.							
1 = Strongly disagree, 2 = Disagree, 3 = Neutral, 4 = Agree, 5 = Strongly agree							
18a. The very first time I came to this college I felt welcome [EARLYCON]	WELCOME	Less than full-time	3.94	3.91		3.94	
		Full-time	3.89	3.93		4.00	
18i. The college provided me with adequate information about financial assistance (scholarships, grants, loans, etc.) [EARLYCON]	FAINFO	Less than full-time	3.40	3.29		3.33	
		Full-time	3.26	3.36		3.48	
18j. A college staff member helped me determine whether I qualified for financial assistance [EARLYCON]	QUALFA	Less than full-time	3.07	2.87		2.93	
		Full-time	2.89	2.93		3.05	
18p. At least one college staff member (other than an instructor) learned my name [EARLYCON]	CSTAFNAM	Less than full-time	3.19	3.00		3.10	
		Full-time	3.00	3.07		3.26	
One or more items in this benchmark are not suited to means calculations. Please see the Frequency Distribution that follows for these items.							

* The comparison group and cohort columns on this page EXCLUDE your college.

** T-test: 2-tailed

If a row contains less than 50 respondents, interpret the comparison results cautiously.

Survey of Entering Student Engagement - Austin Community College (2012 Administration)

2012 Benchmark Frequency Distributions - Main Survey

Comparison Group: Extra-Large Colleges in the 2012 Cohort*

Entering Students Only - Breakout by Enrollment Status: Less Than Full-Time Students

[Unweighted]

Early Connections (EARLYCON)

Item	Variable	Responses	Your College		Ex-Large Colleges		2012 Cohort	
			Count	Percent	Count	Percent	Count	Percent
Item 18: Think about your experiences from the time of your decision to attend this college through the end of the first three weeks of your first semester/quarter.								
18a. The very first time I came to this college I felt welcome [EARLYCON]	WELCOME	Strongly disagree	2	0.8	58	1.0	258	1.0
		Disagree	6	2.4	145	2.6	639	2.4
		Neutral	66	26.1	1,470	26.4	6,665	24.9
		Agree	110	43.5	2,446	43.9	11,967	44.7
		Strongly agree	69	27.3	1,448	26.0	7,234	27.0
		Total	253	100.0	5,567	100.0	26,763	100.0
18i. The college provided me with adequate information about financial assistance (scholarships, grants, loans, etc.) [EARLYCON]	FAINFO	Strongly disagree	14	5.5	490	8.8	2,280	8.5
		Disagree	38	15.0	908	16.4	4,359	16.3
		Neutral	83	32.8	1,537	27.7	7,118	26.7
		Agree	70	27.7	1,720	31.0	8,250	30.9
		Strongly agree	48	19.0	893	16.1	4,670	17.5
		Total	253	100.0	5,548	100.0	26,677	100.0
18j. A college staff member helped me determine whether I qualified for financial assistance [EARLYCON]	QUALFA	Strongly disagree	23	9.2	732	13.2	3,383	12.7
		Disagree	64	25.5	1,604	29.0	7,343	27.6
		Neutral	73	29.1	1,461	26.4	6,924	26.0
		Agree	54	21.5	1,095	19.8	5,516	20.7
		Strongly agree	37	14.7	633	11.5	3,418	12.9
		Total	251	100.0	5,525	100.0	26,584	100.0
18p. At least one college staff member (other than an instructor) learned my name [EARLYCON]	CSTAFNAM	Strongly disagree	36	14.2	937	16.9	3,965	14.9
		Disagree	50	19.8	1,341	24.2	6,088	22.8
		Neutral	54	21.3	1,044	18.9	5,162	19.4
		Agree	56	22.1	1,222	22.1	6,206	23.3
		Strongly agree	57	22.5	986	17.8	5,245	19.7
		Total	253	100.0	5,530	100.0	26,666	100.0
Item 23								
23. Was a specific person assigned to you so you could see him/her each time you needed information or assistance?	ASNPERS	Yes	66	27.0	1,007	18.8	5,861	22.7
		No	178	73.0	4,360	81.2	19,930	77.3
		Total	244	100.0	5,367	100.0	25,791	100.0

* The comparison group and cohort columns on this page EXCLUDE your college.

Survey of Entering Student Engagement - Austin Community College (2012 Administration)

2012 Benchmark Frequency Distributions - Main Survey

Comparison Group: Extra-Large Colleges in the 2012 Cohort*

Entering Students Only - Breakout by Enrollment Status: Full-Time Students

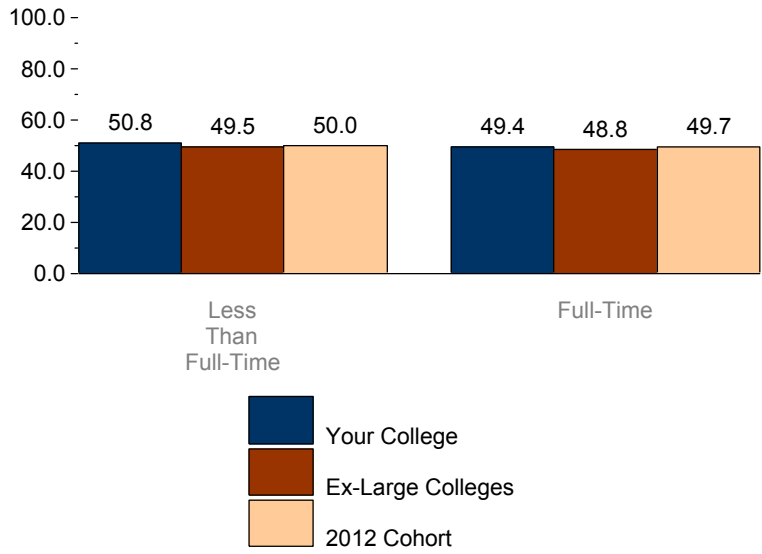
[Unweighted]

Early Connections (EARLYCON)

Item	Variable	Responses	Your College		Ex-Large Colleges		2012 Cohort	
			Count	Percent	Count	Percent	Count	Percent
Item 18: Think about your experiences from the time of your decision to attend this college through the end of the first three weeks of your first semester/quarter.								
18a. The very first time I came to this college I felt welcome [EARLYCON]	WELCOME	Strongly disagree	3	1.1	117	0.9	560	0.8
		Disagree	9	3.4	323	2.4	1,498	2.0
		Neutral	68	25.4	3,354	25.4	16,667	22.4
		Agree	123	45.9	5,957	45.1	33,915	45.7
		Strongly agree	65	24.3	3,456	26.2	21,604	29.1
		Total	268	100.0	13,207	100.0	74,244	100.0
18i. The college provided me with adequate information about financial assistance (scholarships, grants, loans, etc.) [EARLYCON]	FAINFO	Strongly disagree	20	7.5	1,058	8.0	4,895	6.6
		Disagree	51	19.0	2,065	15.7	10,344	14.0
		Neutral	81	30.2	3,426	26.0	18,479	24.9
		Agree	71	26.5	4,277	32.5	25,259	34.1
		Strongly agree	45	16.8	2,353	17.9	15,089	20.4
		Total	268	100.0	13,179	100.0	74,066	100.0
18j. A college staff member helped me determine whether I qualified for financial assistance [EARLYCON]	QUALFA	Strongly disagree	30	11.2	1,679	12.8	8,287	11.2
		Disagree	83	31.0	3,629	27.6	18,717	25.3
		Neutral	76	28.4	3,354	25.5	18,779	25.4
		Agree	44	16.4	2,845	21.7	17,138	23.2
		Strongly agree	35	13.1	1,623	12.4	10,914	14.8
		Total	268	100.0	13,130	100.0	73,835	100.0
18p. At least one college staff member (other than an instructor) learned my name [EARLYCON]	CSTAFNAM	Strongly disagree	47	17.5	2,088	15.9	9,821	13.3
		Disagree	69	25.7	3,143	23.9	15,252	20.6
		Neutral	45	16.8	2,333	17.7	12,520	16.9
		Agree	52	19.4	2,902	22.0	18,580	25.1
		Strongly agree	55	20.5	2,702	20.5	17,848	24.1
		Total	268	100.0	13,168	100.0	74,021	100.0
Item 23								
23. Was a specific person assigned to you so you could see him/her each time you needed information or assistance?	ASNPERS	Yes	44	16.9	2,738	21.6	19,631	27.4
		No	216	83.1	9,930	78.4	52,049	72.6
		Total	260	100.0	12,668	100.0	71,680	100.0

* The comparison group and cohort columns on this page EXCLUDE your college.

Survey of Entering Student Engagement
Austin Community College (2012 Administration)
2012 Benchmark Bar Chart - Main Survey
 Comparison Group: Extra-Large Colleges in the 2012 Cohort*
 Entering Students Only - Breakout by Enrollment Status
 [Unweighted]
 High Expectations and Aspirations (HIEXPECT)



* The comparison group and cohort bars on this page INCLUDE your college.

Survey of Entering Student Engagement - Austin Community College (2012 Administration)

2012 Benchmark Means Report - Main Survey

Comparison Group: Extra-Large Colleges in the 2012 Cohort*

Entering Students Only - Breakout by Enrollment Status

[Unweighted]

High Expectations and Aspirations (HIEEXPECT)

			Your College	Ex-Large Colleges		2012 Cohort	
Item	Variable	Breakout Group	Mean	Mean	Effect Size**	Mean	Effect Size**
Item 18: Think about your experiences from the time of your decision to attend this college through the end of the first three weeks of your first semester/quarter.							
1 = Strongly disagree, 2 = Disagree, 3 = Neutral, 4 = Agree, 5 = Strongly agree							
18b. The instructors at this college want me to succeed [HIEEXPECT]	WNTSCCD	Less than full-time	4.25	4.26		4.27	
		Full-time	4.19	4.23		4.27	
18t. I have the motivation to do what it takes to succeed in college [HIEEXPECT]	ITTAKES	Less than full-time	4.47	4.41		4.42	
		Full-time	4.47	4.46		4.46	
18u. I am prepared academically to succeed in college [HIEEXPECT]	ACPRPRD	Less than full-time	4.31	4.28		4.27	
		Full-time	4.34	4.36		4.35	
Item 19: During the first three weeks of your first semester/quarter at this college, about how often did you do the following?							
1 = Never, 2 = Once, 3 = Two or three times, 4 = Four or more times							
19c. Turn in an assignment late [HIEEXPECT]	LATETURN	Less than full-time	1.46	1.38		1.40	
		Full-time	1.40	1.42		1.42	
19d. Not turn in an assignment [HIEEXPECT]	NOTTURN	Less than full-time	1.28	1.36		1.33	
		Full-time	1.32	1.39		1.36	
19f. Come to class without completing readings or assignments [HIEEXPECT]	NOTCOMPL	Less than full-time	1.57	1.56		1.54	
		Full-time	1.63	1.66		1.65	
19s. Skip class [HIEEXPECT]	SKIPCL	Less than full-time	1.31	1.35		1.33	
		Full-time	1.42	1.38		1.37	

* The comparison group and cohort columns on this page EXCLUDE your college.

** T-test: 2-tailed

If a row contains less than 50 respondents, interpret the comparison results cautiously.

Survey of Entering Student Engagement - Austin Community College (2012 Administration)

2012 Benchmark Frequency Distributions - Main Survey

Comparison Group: Extra-Large Colleges in the 2012 Cohort*

Entering Students Only - Breakout by Enrollment Status: Less Than Full-Time Students

[Unweighted]

High Expectations and Aspirations (HIEXPECT)

Item	Variable	Responses	Your College		Ex-Large Colleges		2012 Cohort	
			Count	Percent	Count	Percent	Count	Percent
Item 18: Think about your experiences from the time of your decision to attend this college through the end of the first three weeks of your first semester/quarter.								
18b. The instructors at this college want me to succeed [HIEXPECT]	WNTSCCD	Strongly disagree	1	0.4	7	0.1	53	0.2
		Disagree	2	0.8	49	0.9	196	0.7
		Neutral	33	13.0	651	11.7	3,118	11.7
		Agree	115	45.5	2,653	47.8	12,421	46.5
		Strongly agree	102	40.3	2,191	39.5	10,905	40.9
		Total	253	100.0	5,551	100.0	26,693	100.0
18t. I have the motivation to do what it takes to succeed in college [HIEXPECT]	ITTAKES	Strongly disagree	2	0.8	29	0.5	107	0.4
		Disagree	2	0.8	55	1.0	292	1.1
		Neutral	21	8.3	500	9.0	2,362	8.9
		Agree	77	30.6	1,988	35.9	9,510	35.6
		Strongly agree	150	59.5	2,972	53.6	14,413	54.0
		Total	252	100.0	5,544	100.0	26,684	100.0
18u. I am prepared academically to succeed in college [HIEXPECT]	ACPRPRD	Strongly disagree	1	0.4	26	0.5	131	0.5
		Disagree	5	2.0	93	1.7	436	1.6
		Neutral	36	14.2	730	13.1	3,599	13.5
		Agree	84	33.1	2,149	38.7	10,446	39.1
		Strongly agree	128	50.4	2,559	46.1	12,123	45.3
		Total	254	100.0	5,557	100.0	26,735	100.0
Item 19: During the first three weeks of your first semester/quarter at this college, about how often did you do the following?								
19c. Turn in an assignment late [HIEXPECT]	LATETURN	Never	161	64.4	3,879	69.9	18,263	68.4
		Once	64	25.6	1,292	23.3	6,408	24.0
		Two or three times	24	9.6	333	6.0	1,789	6.7
		Four or more times	1	0.4	43	0.8	230	0.9
				Total	250	100.0	5,547	100.0
19d. Not turn in an assignment [HIEXPECT]	NOTTURN	Never	196	79.0	4,046	73.4	20,002	75.4
		Once	36	14.5	1,061	19.2	4,753	17.9
		Two or three times	14	5.6	320	5.8	1,405	5.3
		Four or more times	2	0.8	89	1.6	384	1.4
				Total	248	100.0	5,516	100.0
19f. Come to class without completing readings or assignments [HIEXPECT]	NOTCOMPL	Never	152	60.1	3,309	59.5	16,122	60.3
		Once	68	26.9	1,560	28.0	7,307	27.3
		Two or three times	24	9.5	546	9.8	2,726	10.2
		Four or more times	9	3.6	147	2.6	594	2.2
				Total	253	100.0	5,562	100.0

* The comparison group and cohort columns on this page EXCLUDE your college.

Survey of Entering Student Engagement - Austin Community College (2012 Administration)

2012 Benchmark Frequency Distributions - Main Survey

Comparison Group: Extra-Large Colleges in the 2012 Cohort*

Entering Students Only - Breakout by Enrollment Status: Less Than Full-Time Students

[Unweighted]

High Expectations and Aspirations (HIEXPECT)

Item	Variable	Responses	Your College		Ex-Large Colleges		2012 Cohort	
			Count	Percent	Count	Percent	Count	Percent
Item 19: During the first three weeks of your first semester/quarter at this college, about how often did you do the following?								
19s. Skip class [HIEXPECT]	SKIPCL	Never	188	75.2	4,145	74.7	20,306	75.9
		Once	48	19.2	953	17.2	4,440	16.6
		Two or three times	13	5.2	373	6.7	1,668	6.2
		Four or more times	1	0.4	78	1.4	335	1.3
		Total	250	100.0	5,549	100.0	26,749	100.0

* The comparison group and cohort columns on this page EXCLUDE your college.

Survey of Entering Student Engagement - Austin Community College (2012 Administration)

2012 Benchmark Frequency Distributions - Main Survey

Comparison Group: Extra-Large Colleges in the 2012 Cohort*

Entering Students Only - Breakout by Enrollment Status: Full-Time Students

[Unweighted]

High Expectations and Aspirations (HIEXPECT)

Item	Variable	Responses	Your College		Ex-Large Colleges		2012 Cohort	
			Count	Percent	Count	Percent	Count	Percent
Item 18: Think about your experiences from the time of your decision to attend this college through the end of the first three weeks of your first semester/quarter.								
18b. The instructors at this college want me to succeed [HIEXPECT]	WNTSCCD	Strongly disagree	0	N/A	41	0.3	171	0.2
		Disagree	2	0.8	113	0.9	526	0.7
		Neutral	34	12.8	1,683	12.8	8,520	11.5
		Agree	141	53.0	6,329	48.0	34,713	46.8
		Strongly agree	89	33.5	5,016	38.1	30,202	40.7
		Total	266	100.0	13,182	100.0	74,132	100.0
18t. I have the motivation to do what it takes to succeed in college [HIEXPECT]	ITTAKES	Strongly disagree	2	0.7	67	0.5	295	0.4
		Disagree	1	0.4	133	1.0	680	0.9
		Neutral	21	7.8	1,032	7.8	5,651	7.6
		Agree	89	33.2	4,363	33.1	25,153	34.0
		Strongly agree	155	57.8	7,575	57.5	42,296	57.1
		Total	268	100.0	13,170	100.0	74,075	100.0
18u. I am prepared academically to succeed in college [HIEXPECT]	ACPRPRD	Strongly disagree	1	0.4	71	0.5	329	0.4
		Disagree	3	1.1	155	1.2	886	1.2
		Neutral	30	11.2	1,419	10.8	7,963	10.7
		Agree	103	38.4	4,909	37.2	28,249	38.1
		Strongly agree	131	48.9	6,645	50.3	36,742	49.5
		Total	268	100.0	13,199	100.0	74,169	100.0
Item 19: During the first three weeks of your first semester/quarter at this college, about how often did you do the following?								
19c. Turn in an assignment late [HIEXPECT]	LATETURN	Never	182	67.4	8,791	66.7	49,566	66.8
		Once	72	26.7	3,385	25.7	18,798	25.4
		Two or three times	12	4.4	868	6.6	5,096	6.9
		Four or more times	4	1.5	132	1.0	691	0.9
		Total	270	100.0	13,176	100.0	74,151	100.0
19d. Not turn in an assignment [HIEXPECT]	NOTTURN	Never	202	75.7	9,259	70.6	53,480	72.6
		Once	48	18.0	2,805	21.4	14,838	20.1
		Two or three times	14	5.2	876	6.7	4,345	5.9
		Four or more times	3	1.1	177	1.3	1,044	1.4
		Total	267	100.0	13,117	100.0	73,707	100.0
19f. Come to class without completing readings or assignments [HIEXPECT]	NOTCOMPL	Never	144	53.1	6,993	53.0	40,177	54.1
		Once	90	33.2	4,064	30.8	22,358	30.1
		Two or three times	30	11.1	1,747	13.2	9,461	12.7
		Four or more times	7	2.6	390	3.0	2,242	3.0
		Total	271	100.0	13,194	100.0	74,238	100.0

* The comparison group and cohort columns on this page EXCLUDE your college.

Survey of Entering Student Engagement - Austin Community College (2012 Administration)

2012 Benchmark Frequency Distributions - Main Survey

Comparison Group: Extra-Large Colleges in the 2012 Cohort*

Entering Students Only - Breakout by Enrollment Status: Full-Time Students

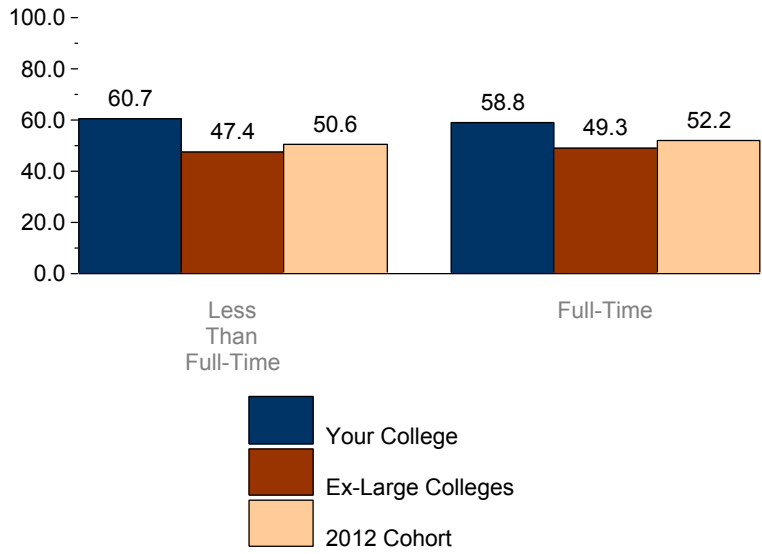
[Unweighted]

High Expectations and Aspirations (HIEXPECT)

Item	Variable	Responses	Your College		Ex-Large Colleges		2012 Cohort	
			Count	Percent	Count	Percent	Count	Percent
Item 19: During the first three weeks of your first semester/quarter at this college, about how often did you do the following?								
19s. Skip class [HIEXPECT]	SKIPCL	Never	184	68.4	9,511	72.1	54,081	72.8
		Once	61	22.7	2,507	19.0	13,752	18.5
		Two or three times	20	7.4	983	7.5	5,345	7.2
		Four or more times	4	1.5	190	1.4	1,072	1.4
		Total	269	100.0	13,191	100.0	74,250	100.0

* The comparison group and cohort columns on this page EXCLUDE your college.

Survey of Entering Student Engagement
Austin Community College (2012 Administration)
2012 Benchmark Bar Chart - Main Survey
 Comparison Group: Extra-Large Colleges in the 2012 Cohort*
 Entering Students Only - Breakout by Enrollment Status
 [Unweighted]
 Clear Academic Plan and Pathway (ACADPLAN)



* The comparison group and cohort bars on this page INCLUDE your college.

Survey of Entering Student Engagement - Austin Community College (2012 Administration)

2012 Benchmark Means Report - Main Survey

Comparison Group: Extra-Large Colleges in the 2012 Cohort*

Entering Students Only - Breakout by Enrollment Status

[Unweighted]

Clear Academic Plan and Pathway (ACADPLAN)

			Your College	Ex-Large Colleges		2012 Cohort	
Item	Variable	Breakout Group	Mean	Mean	Effect Size**	Mean	Effect Size**
Item 18: Think about your experiences from the time of your decision to attend this college through the end of the first three weeks of your first semester/quarter.							
1 = Strongly disagree, 2 = Disagree, 3 = Neutral, 4 = Agree, 5 = Strongly agree							
18d. I was able to meet with an academic advisor at times convenient for me [ACADPLAN]	AACONTIM	Less than full-time	4.03	3.64	0.38**	3.66	0.36**
		Full-time	3.97	3.71	0.26**	3.76	0.21**
18e. An advisor helped me to select a course of study, program, or major [ACADPLAN]	AASELMAJ	Less than full-time	4.11	3.50	0.51**	3.58	0.45**
		Full-time	4.01	3.59	0.36**	3.67	0.29**
18f. An advisor helped me to set academic goals and to create a plan for achieving them [ACADPLAN]	ACADGOAL	Less than full-time	3.58	3.10	0.41**	3.16	0.36**
		Full-time	3.58	3.14	0.37**	3.22	0.31**
18g. An advisor helped me to identify the courses I needed to take during my first semester/quarter [ACADPLAN]	CRSADV	Less than full-time	4.25	3.69	0.49**	3.78	0.42**
		Full-time	4.22	3.81	0.37**	3.90	0.30**
18h. A college staff member talked with me about my commitments outside of school (work, children, dependents, etc.) to help me figure out how many courses to take [ACADPLAN]	OSCOMM	Less than full-time	3.01	2.69	0.27**	2.77	
		Full-time	2.88	2.70		2.80	

* The comparison group and cohort columns on this page EXCLUDE your college.

** T-test: 2-tailed

If a row contains less than 50 respondents, interpret the comparison results cautiously.

Survey of Entering Student Engagement - Austin Community College (2012 Administration)

2012 Benchmark Frequency Distributions - Main Survey

Comparison Group: Extra-Large Colleges in the 2012 Cohort*

Entering Students Only - Breakout by Enrollment Status: Less Than Full-Time Students

[Unweighted]

Clear Academic Plan and Pathway (ACADPLAN)

Item	Variable	Responses	Your College		Ex-Large Colleges		2012 Cohort	
			Count	Percent	Count	Percent	Count	Percent
Item 18: Think about your experiences from the time of your decision to attend this college through the end of the first three weeks of your first semester/quarter.								
18d. I was able to meet with an academic advisor at times convenient for me [ACADPLAN]	AACONTIM	Strongly disagree	1	0.4	192	3.5	891	3.4
		Disagree	10	4.0	560	10.2	2,522	9.5
		Neutral	50	19.8	1,485	26.9	7,163	27.0
		Agree	111	44.0	2,080	37.7	10,111	38.1
		Strongly agree	80	31.7	1,198	21.7	5,870	22.1
		Total	252	100.0	5,515	100.0	26,557	100.0
18e. An advisor helped me to select a course of study, program, or major [ACADPLAN]	AASELMAJ	Strongly disagree	3	1.2	383	6.9	1,598	6.0
		Disagree	15	5.9	879	15.9	3,813	14.3
		Neutral	37	14.6	1,149	20.7	5,338	20.0
		Agree	95	37.5	1,844	33.3	9,315	34.9
		Strongly agree	103	40.7	1,288	23.2	6,612	24.8
		Total	253	100.0	5,543	100.0	26,676	100.0
18f. An advisor helped me to set academic goals and to create a plan for achieving them [ACADPLAN]	ACADGOAL	Strongly disagree	10	4.0	522	9.4	2,169	8.2
		Disagree	31	12.3	1,283	23.2	5,951	22.4
		Neutral	74	29.4	1,641	29.7	7,891	29.7
		Agree	76	30.2	1,301	23.5	6,589	24.8
		Strongly agree	61	24.2	787	14.2	4,013	15.1
		Total	252	100.0	5,534	100.0	26,613	100.0
18g. An advisor helped me to identify the courses I needed to take during my first semester/quarter [ACADPLAN]	CRSADV	Strongly disagree	2	0.8	351	6.3	1,340	5.0
		Disagree	4	1.6	605	10.9	2,635	9.9
		Neutral	28	11.1	918	16.6	4,192	15.7
		Agree	114	45.1	2,189	39.5	10,895	40.9
		Strongly agree	105	41.5	1,479	26.7	7,593	28.5
		Total	253	100.0	5,542	100.0	26,655	100.0
18h. A college staff member talked with me about my commitments outside of school (work, children, dependents, etc.) to help me figure out how many courses to take [ACADPLAN]	OSCOMM	Strongly disagree	24	9.5	882	15.9	3,887	14.6
		Disagree	73	29.0	1,877	33.9	8,660	32.5
		Neutral	70	27.8	1,370	24.7	6,589	24.7
		Agree	46	18.3	908	16.4	4,840	18.2
		Strongly agree	39	15.5	500	9.0	2,678	10.0
		Total	252	100.0	5,537	100.0	26,654	100.0

* The comparison group and cohort columns on this page EXCLUDE your college.

Survey of Entering Student Engagement - Austin Community College (2012 Administration)

2012 Benchmark Frequency Distributions - Main Survey

Comparison Group: Extra-Large Colleges in the 2012 Cohort*

Entering Students Only - Breakout by Enrollment Status: Full-Time Students

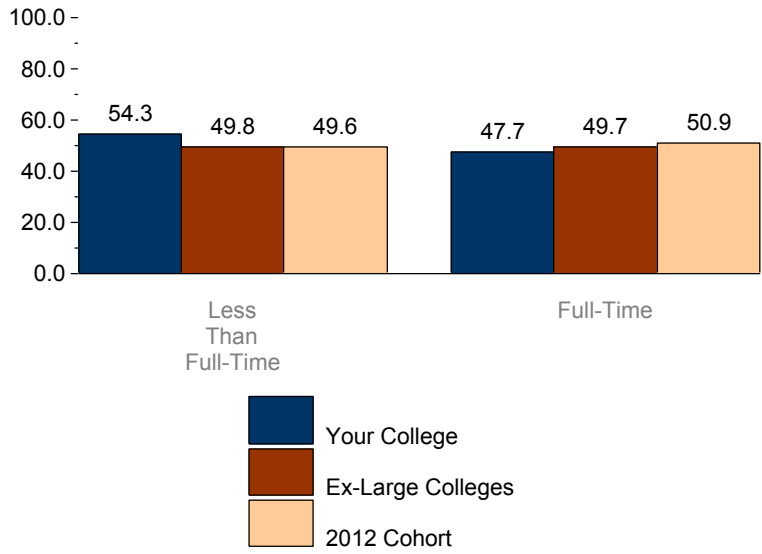
[Unweighted]

Clear Academic Plan and Pathway (ACADPLAN)

Item	Variable	Responses	Your College		Ex-Large Colleges		2012 Cohort	
			Count	Percent	Count	Percent	Count	Percent
Item 18: Think about your experiences from the time of your decision to attend this college through the end of the first three weeks of your first semester/quarter.								
18d. I was able to meet with an academic advisor at times convenient for me [ACADPLAN]	AACONTIM	Strongly disagree	4	1.5	378	2.9	2,049	2.8
		Disagree	14	5.3	1,167	8.9	5,707	7.7
		Neutral	45	17.1	3,442	26.2	18,678	25.3
		Agree	122	46.4	5,075	38.6	28,831	39.1
		Strongly agree	78	29.7	3,074	23.4	18,513	25.1
		Total	263	100.0	13,136	100.0	73,778	100.0
18e. An advisor helped me to select a course of study, program, or major [ACADPLAN]	AASELMAJ	Strongly disagree	7	2.6	849	6.4	4,239	5.7
		Disagree	20	7.5	1,866	14.2	9,547	12.9
		Neutral	34	12.7	2,540	19.3	13,810	18.7
		Agree	109	40.7	4,549	34.5	25,510	34.5
		Strongly agree	98	36.6	3,364	25.5	20,916	28.3
		Total	268	100.0	13,168	100.0	74,022	100.0
18f. An advisor helped me to set academic goals and to create a plan for achieving them [ACADPLAN]	ACADGOAL	Strongly disagree	9	3.4	1,165	8.9	5,734	7.8
		Disagree	38	14.2	2,961	22.5	15,630	21.1
		Neutral	66	24.7	3,845	29.3	21,787	29.5
		Agree	97	36.3	3,156	24.0	18,474	25.0
		Strongly agree	57	21.3	2,018	15.4	12,318	16.7
		Total	267	100.0	13,145	100.0	73,943	100.0
18g. An advisor helped me to identify the courses I needed to take during my first semester/quarter [ACADPLAN]	CRSADV	Strongly disagree	6	2.2	661	5.0	3,071	4.1
		Disagree	10	3.7	1,240	9.4	6,096	8.2
		Neutral	14	5.2	1,921	14.6	10,341	14.0
		Agree	125	46.8	5,402	41.0	30,384	41.1
		Strongly agree	112	41.9	3,946	30.0	24,117	32.6
		Total	267	100.0	13,170	100.0	74,009	100.0
18h. A college staff member talked with me about my commitments outside of school (work, children, dependents, etc.) to help me figure out how many courses to take [ACADPLAN]	OSCOMM	Strongly disagree	26	9.8	2,056	15.6	10,483	14.2
		Disagree	82	30.8	4,402	33.4	23,131	31.3
		Neutral	83	31.2	3,315	25.2	18,973	25.6
		Agree	49	18.4	2,173	16.5	13,509	18.3
		Strongly agree	26	9.8	1,226	9.3	7,921	10.7
		Total	266	100.0	13,172	100.0	74,017	100.0

* The comparison group and cohort columns on this page EXCLUDE your college.

Survey of Entering Student Engagement
Austin Community College (2012 Administration)
2012 Benchmark Bar Chart - Main Survey
 Comparison Group: Extra-Large Colleges in the 2012 Cohort*
 Entering Students Only - Breakout by Enrollment Status
 [Unweighted]
 Effective Track to College Readiness (COLLREAD)



* The comparison group and cohort bars on this page INCLUDE your college.

09JAN13

Survey of Entering Student Engagement - Austin Community College (2012 Administration)

2012 Benchmark Means Report - Main Survey

Comparison Group: Extra-Large Colleges in the 2012 Cohort*

Entering Students Only - Breakout by Enrollment Status

[Unweighted]

Effective Track to College Readiness (COLLREAD)

			Your College	Ex-Large Colleges		2012 Cohort	
Item	Variable	Breakout Group	Mean	Mean	Effect Size**	Mean	Effect Size**
Item 21: Think about your experiences from the time of your decision to attend this college through the end of the first three weeks of your first semester/quarter. Within a class, or through another experience at this college:							
1 = Strongly disagree, 2 = Disagree, 3 = Neutral, 4 = Agree, 5 = Strongly agree							
21a. I learned to improve my study skills (listening, note taking, highlighting readings, working with others, etc.) [COLLREAD]	LNDSTUDY	Less than full-time	4.08	3.98		3.97	
		Full-time	4.03	3.99		4.00	
21b. I learned to understand my academic strengths and weaknesses [COLLREAD]	LNDACAWK	Less than full-time	4.02	3.92		3.90	
		Full-time	3.99	3.93		3.94	
21c. I learned skills and strategies to improve my test-taking ability [COLLREAD]	LNDKILLS	Less than full-time	3.86	3.65		3.63	0.23**
		Full-time	3.69	3.62		3.63	
One or more items in this benchmark are not suited to means calculations. Please see the Frequency Distribution that follows for these items.							

* The comparison group and cohort columns on this page EXCLUDE your college.

** T-test: 2-tailed

If a row contains less than 50 respondents, interpret the comparison results cautiously.

Survey of Entering Student Engagement - Austin Community College (2012 Administration)

2012 Benchmark Frequency Distributions - Main Survey

Comparison Group: Extra-Large Colleges in the 2012 Cohort*

Entering Students Only - Breakout by Enrollment Status: Less Than Full-Time Students

[Unweighted]

Effective Track to College Readiness (COLLREAD)

Item	Variable	Responses	Your College		Ex-Large Colleges		2012 Cohort	
			Count	Percent	Count	Percent	Count	Percent
Item 12: Think about your experiences from the time of your decision to attend this college through the end of the first three weeks of your first semester/quarter.								
12a. Before I could register for classes, I was required to take a placement test (COMPASS, ASSET, ACCUPLACER, SAT, ACT, etc.) to assess my skills in reading, writing, and/or math [COLLREAD]	REQPTEST	Yes	216	86.7	4,823	87.4	23,106	87.0
		No	33	13.3	695	12.6	3,466	13.0
		Total	249	100.0	5,518	100.0	26,572	100.0
12b. I took a placement test (COMPASS, ASSET, ACCUPLACER, SAT, ACT, etc.) [COLLREAD]	TKPTEST	Yes	228	92.3	4,842	89.5	23,292	89.4
		No	19	7.7	571	10.5	2,767	10.6
		Total	247	100.0	5,413	100.0	26,059	100.0
Item 14								
14. This college required me to enroll in classes indicated by my placement test scores during my first semester/quarter [COLLREAD]	REQCLASS	Yes	191	75.8	4,127	75.1	19,703	74.6
		No	61	24.2	1,366	24.9	6,719	25.4
		Total	252	100.0	5,493	100.0	26,422	100.0
Item 21: Think about your experiences from the time of your decision to attend this college through the end of the first three weeks of your first semester/quarter. Within a class, or through another experience at this college:								
21a. I learned to improve my study skills (listening, note taking, highlighting readings, working with others, etc.) [COLLREAD]	LNDSTUDY	Strongly disagree	3	1.2	80	1.4	430	1.6
		Disagree	6	2.4	257	4.6	1,134	4.3
		Neutral	49	19.7	1,102	19.9	5,567	20.9
		Agree	100	40.2	2,340	42.3	11,101	41.8
		Strongly agree	91	36.5	1,748	31.6	8,349	31.4
		Total	249	100.0	5,527	100.0	26,581	100.0
21b. I learned to understand my academic strengths and weaknesses [COLLREAD]	LNDACAWK	Strongly disagree	1	0.4	57	1.0	350	1.3
		Disagree	7	2.8	241	4.4	1,180	4.4
		Neutral	52	20.9	1,298	23.5	6,401	24.1
		Agree	114	45.8	2,419	43.8	11,550	43.5
		Strongly agree	75	30.1	1,502	27.2	7,068	26.6
		Total	249	100.0	5,517	100.0	26,549	100.0
21c. I learned skills and strategies to improve my test-taking ability [COLLREAD]	LNSKLLS	Strongly disagree	3	1.2	139	2.5	674	2.5
		Disagree	17	6.8	542	9.8	2,615	9.8
		Neutral	62	24.9	1,696	30.7	8,524	32.1
		Agree	96	38.6	1,853	33.6	8,802	33.1
		Strongly agree	71	28.5	1,287	23.3	5,939	22.4
		Total	249	100.0	5,517	100.0	26,554	100.0

* The comparison group and cohort columns on this page EXCLUDE your college.

Survey of Entering Student Engagement - Austin Community College (2012 Administration)

2012 Benchmark Frequency Distributions - Main Survey

Comparison Group: Extra-Large Colleges in the 2012 Cohort*

Entering Students Only - Breakout by Enrollment Status: Full-Time Students

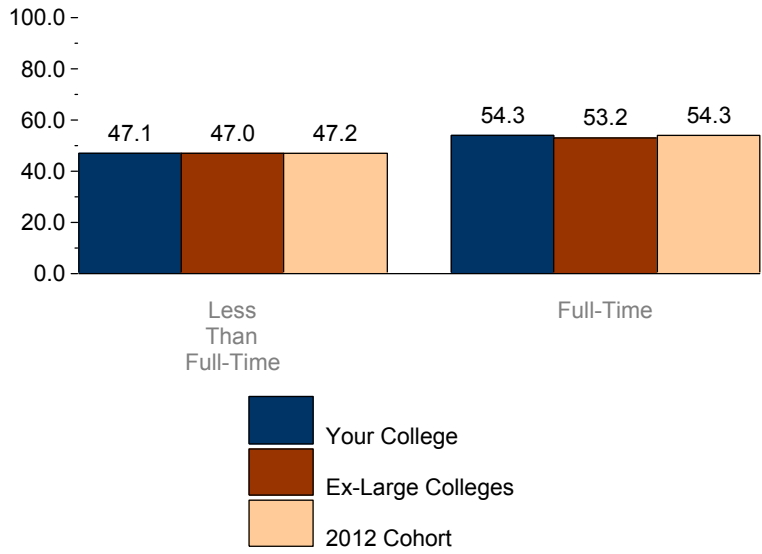
[Unweighted]

Effective Track to College Readiness (COLLREAD)

Item	Variable	Responses	Your College		Ex-Large Colleges		2012 Cohort	
			Count	Percent	Count	Percent	Count	Percent
Item 12: Think about your experiences from the time of your decision to attend this college through the end of the first three weeks of your first semester/quarter.								
12a. Before I could register for classes, I was required to take a placement test (COMPASS, ASSET, ACCUPLACER, SAT, ACT, etc.) to assess my skills in reading, writing, and/or math [COLLREAD]	REQPTEST	Yes	213	79.5	11,592	88.5	63,563	86.2
		No	55	20.5	1,500	11.5	10,190	13.8
		Total	268	100.0	13,092	100.0	73,753	100.0
12b. I took a placement test (COMPASS, ASSET, ACCUPLACER, SAT, ACT, etc.) [COLLREAD]	TKPTEST	Yes	219	84.9	11,879	91.9	65,684	90.3
		No	39	15.1	1,045	8.1	7,066	9.7
		Total	258	100.0	12,924	100.0	72,750	100.0
Item 14								
14. This college required me to enroll in classes indicated by my placement test scores during my first semester/quarter [COLLREAD]	REQCLASS	Yes	182	68.7	9,563	73.3	52,556	71.7
		No	83	31.3	3,478	26.7	20,715	28.3
		Total	265	100.0	13,041	100.0	73,271	100.0
Item 21: Think about your experiences from the time of your decision to attend this college through the end of the first three weeks of your first semester/quarter. Within a class, or through another experience at this college:								
21a. I learned to improve my study skills (listening, note taking, highlighting readings, working with others, etc.) [COLLREAD]	LNDSTUDY	Strongly disagree	4	1.5	198	1.5	1,180	1.6
		Disagree	8	3.0	565	4.3	2,985	4.0
		Neutral	45	16.7	2,657	20.3	14,665	19.9
		Agree	130	48.3	5,485	41.9	30,911	41.9
		Strongly agree	82	30.5	4,195	32.0	24,078	32.6
		Total	269	100.0	13,100	100.0	73,819	100.0
21b. I learned to understand my academic strengths and weaknesses [COLLREAD]	LNDACAWK	Strongly disagree	3	1.1	147	1.1	922	1.2
		Disagree	6	2.2	590	4.5	3,081	4.2
		Neutral	57	21.3	2,943	22.5	16,515	22.4
		Agree	126	47.0	5,752	44.0	32,532	44.1
		Strongly agree	76	28.4	3,655	27.9	20,724	28.1
		Total	268	100.0	13,087	100.0	73,774	100.0
21c. I learned skills and strategies to improve my test-taking ability [COLLREAD]	LNSKILLS	Strongly disagree	5	1.9	350	2.7	2,073	2.8
		Disagree	31	11.5	1,398	10.7	7,387	10.0
		Neutral	75	27.9	4,145	31.7	23,207	31.5
		Agree	90	33.5	4,184	32.0	23,964	32.5
		Strongly agree	68	25.3	3,010	23.0	17,131	23.2
		Total	269	100.0	13,087	100.0	73,762	100.0

* The comparison group and cohort columns on this page EXCLUDE your college.

Survey of Entering Student Engagement
Austin Community College (2012 Administration)
2012 Benchmark Bar Chart - Main Survey
 Comparison Group: Extra-Large Colleges in the 2012 Cohort*
 Entering Students Only - Breakout by Enrollment Status
 [Unweighted]
 Engaged Learning (ENGAGLRN)



* The comparison group and cohort bars on this page INCLUDE your college.

Survey of Entering Student Engagement - Austin Community College (2012 Administration)

2012 Benchmark Means Report - Main Survey

Comparison Group: Extra-Large Colleges in the 2012 Cohort*

Entering Students Only - Breakout by Enrollment Status

[Unweighted]

Engaged Learning (ENGAGLRN)

			Your College	Ex-Large Colleges		2012 Cohort	
Item	Variable	Breakout Group	Mean	Mean	Effect Size**	Mean	Effect Size**
Item 19: During the first three weeks of your first semester/quarter at this college, about how often did you do the following?							
1 = Never, 2 = Once, 3 = Two or three times, 4 = Four or more times							
19a. Ask questions in class or contribute to class discussions [ENGAGLRN]	ASKQUES	Less than full-time	2.85	2.81		2.83	
		Full-time	2.92	2.88		2.89	
19b. Prepare at least two drafts of a paper or assignment before turning it in [ENGAGLRN]	PREPDRFT	Less than full-time	2.29	2.12		2.14	
		Full-time	2.22	2.19		2.18	
19e. Participate in supplemental instruction (extra class sessions with an instructor, tutor, or experienced student) [ENGAGLRN]	SUPINSTR	Less than full-time	1.55	1.54		1.50	
		Full-time	1.70	1.55		1.54	
19g. Work with other students on a project or assignment during class [ENGAGLRN]	PINCLASS	Less than full-time	2.24	2.37		2.38	
		Full-time	2.41	2.53		2.55	
19h. Work with classmates outside of class on class projects or assignments [ENGAGLRN]	PREPOUTC	Less than full-time	1.47	1.46		1.45	
		Full-time	1.67	1.58		1.64	
19i. Participate in a required study group outside of class [ENGAGLRN]	GRPSTUDY	Less than full-time	1.27	1.26		1.24	
		Full-time	1.35	1.30		1.31	
19j. Participate in a student-initiated (not required) study group outside of class [ENGAGLRN]	NRGSTUDY	Less than full-time	1.22	1.22		1.23	
		Full-time	1.41	1.31		1.33	
19k. Use an electronic tool (e-mail, text messaging, Facebook, MySpace, class Web site, etc.) to communicate with another student about coursework [ENGAGLRN]	USEINTMG	Less than full-time	1.87	1.94		1.93	
		Full-time	2.12	2.19		2.24	
19l. Use an electronic tool (e-mail, text messaging, Facebook, MySpace, class Web site, etc.) to communicate with an instructor about coursework [ENGAGLRN]	MAILFAC	Less than full-time	2.12	2.05		2.04	
		Full-time	2.28	2.27		2.28	
19m. Discuss an assignment or grade with an instructor [ENGAGLRN]	FACASSN	Less than full-time	2.06	2.02		2.02	
		Full-time	2.21	2.08		2.10	
19n. Ask for help from an instructor regarding questions or problems related to a class [ENGAGLRN]	CLASSREL	Less than full-time	2.29	2.32		2.31	
		Full-time	2.41	2.36		2.37	
19o. Receive prompt written or oral feedback from instructors on your performance [ENGAGLRN]	FEEDBACK	Less than full-time	2.28	2.25		2.29	
		Full-time	2.44	2.36		2.39	
19q. Discuss ideas from your readings or classes with instructors outside of class [ENGAGLRN]	FACIDOC	Less than full-time	1.51	1.50		1.49	
		Full-time	1.62	1.58		1.59	

* The comparison group and cohort columns on this page EXCLUDE your college.

** T-test: 2-tailed

If a row contains less than 50 respondents, interpret the comparison results cautiously.

Survey of Entering Student Engagement - Austin Community College (2012 Administration)

2012 Benchmark Means Report - Main Survey

Comparison Group: Extra-Large Colleges in the 2012 Cohort*

Entering Students Only - Breakout by Enrollment Status

[Unweighted]

Engaged Learning (ENGAGLRN)

			Your College	Ex-Large Colleges		2012 Cohort	
Item	Variable	Breakout Group	Mean	Mean	Effect Size**	Mean	Effect Size**
Item 20.2: Think about your experiences from the time of your decision to attend this college through the end of the first three weeks of your first semester/quarter. How often did you use the following services?							
1 = Never, 2 = Once, 3 = Two or three times, 4 = Four or more times							
20.2d. Face-to-face tutoring [ENGAGLRN]	FFTUSE	Less than full-time	1.31	1.26		1.25	
		Full-time	1.48	1.29	0.27**	1.28	0.29**
20.2f. Writing, math, or other skill lab [ENGAGLRN]	SKLABUSE	Less than full-time	1.59	1.76		1.75	
		Full-time	1.67	1.83		1.81	
20.2h. Computer lab [ENGAGLRN]	COMLBUSE	Less than full-time	1.92	1.94		1.97	
		Full-time	1.97	2.15		2.22	

* The comparison group and cohort columns on this page EXCLUDE your college.

** T-test: 2-tailed

If a row contains less than 50 respondents, interpret the comparison results cautiously.

Survey of Entering Student Engagement - Austin Community College (2012 Administration)

2012 Benchmark Frequency Distributions - Main Survey

Comparison Group: Extra-Large Colleges in the 2012 Cohort*

Entering Students Only - Breakout by Enrollment Status: Less Than Full-Time Students

[Unweighted]

Engaged Learning (ENGAGLRN)

Item	Variable	Responses	Your College		Ex-Large Colleges		2012 Cohort	
			Count	Percent	Count	Percent	Count	Percent
Item 19: During the first three weeks of your first semester/quarter at this college, about how often did you do the following?								
19a. Ask questions in class or contribute to class discussions [ENGAGLRN]	ASKQUES	Never	18	7.1	500	9.0	2,284	8.5
		Once	47	18.6	1,312	23.5	6,173	23.0
		Two or three times	144	56.9	2,516	45.0	12,320	45.8
		Four or more times	44	17.4	1,258	22.5	6,100	22.7
		Total	253	100.0	5,586	100.0	26,877	100.0
19b. Prepare at least two drafts of a paper or assignment before turning it in [ENGAGLRN]	PREPDRFT	Never	59	23.6	1,636	29.5	7,880	29.5
		Once	81	32.4	1,968	35.5	9,030	33.8
		Two or three times	89	35.6	1,573	28.4	7,860	29.4
		Four or more times	21	8.4	366	6.6	1,931	7.2
		Total	250	100.0	5,543	100.0	26,701	100.0
19e. Participate in supplemental instruction (extra class sessions with an instructor, tutor, or experienced student) [ENGAGLRN]	SUPINSTR	Never	164	65.3	3,768	67.7	18,609	69.5
		Once	47	18.7	873	15.7	4,143	15.5
		Two or three times	30	12.0	658	11.8	2,850	10.6
		Four or more times	10	4.0	266	4.8	1,165	4.4
		Total	251	100.0	5,565	100.0	26,767	100.0
19g. Work with other students on a project or assignment during class [ENGAGLRN]	PINCLASS	Never	72	28.7	1,374	24.7	6,745	25.2
		Once	69	27.5	1,442	25.9	6,760	25.2
		Two or three times	88	35.1	2,051	36.8	9,741	36.4
		Four or more times	22	8.8	705	12.7	3,546	13.2
		Total	251	100.0	5,572	100.0	26,792	100.0
19h. Work with classmates outside of class on class projects or assignments [ENGAGLRN]	PREPOUTC	Never	176	70.4	3,937	70.8	19,194	71.8
		Once	38	15.2	907	16.3	4,042	15.1
		Two or three times	29	11.6	525	9.4	2,573	9.6
		Four or more times	7	2.8	193	3.5	935	3.5
		Total	250	100.0	5,562	100.0	26,744	100.0
19i. Participate in a required study group outside of class [ENGAGLRN]	GRPSTUDY	Never	208	82.9	4,630	83.2	22,678	84.8
		Once	23	9.2	540	9.7	2,246	8.4
		Two or three times	15	6.0	296	5.3	1,308	4.9
		Four or more times	5	2.0	99	1.8	509	1.9
		Total	251	100.0	5,565	100.0	26,741	100.0
19j. Participate in a student-initiated (not required) study group outside of class [ENGAGLRN]	NRGSTUDY	Never	216	85.7	4,721	85.3	22,758	85.3
		Once	20	7.9	501	9.1	2,255	8.5
		Two or three times	13	5.2	220	4.0	1,177	4.4
		Four or more times	3	1.2	92	1.7	478	1.8
		Total	252	100.0	5,534	100.0	26,668	100.0

* The comparison group and cohort columns on this page EXCLUDE your college.

Survey of Entering Student Engagement - Austin Community College (2012 Administration)

2012 Benchmark Frequency Distributions - Main Survey

Comparison Group: Extra-Large Colleges in the 2012 Cohort*

Entering Students Only - Breakout by Enrollment Status: Less Than Full-Time Students

[Unweighted]

Engaged Learning (ENGAGLRN)

			Your College		Ex-Large Colleges		2012 Cohort	
Item	Variable	Responses	Count	Percent	Count	Percent	Count	Percent
Item 19: During the first three weeks of your first semester/quarter at this college, about how often did you do the following?								
19k. Use an electronic tool (e-mail, text messaging, Facebook, MySpace, class Web site, etc.) to communicate with another student about coursework [ENGAGLRN]	USEINTMG	Never	135	53.6	2,696	48.3	13,290	49.5
		Once	41	16.3	1,190	21.3	5,448	20.3
		Two or three times	49	19.4	1,029	18.4	4,795	17.9
		Four or more times	27	10.7	666	11.9	3,290	12.3
		Total	252	100.0	5,581	100.0	26,823	100.0
19l. Use an electronic tool (e-mail, text messaging, Facebook, MySpace, class Web site, etc.) to communicate with an instructor about coursework [ENGAGLRN]	MAILFAC	Never	98	39.0	2,218	39.9	10,798	40.4
		Once	56	22.3	1,453	26.2	6,976	26.1
		Two or three times	66	26.3	1,250	22.5	6,004	22.5
		Four or more times	31	12.4	631	11.4	2,937	11.0
		Total	251	100.0	5,552	100.0	26,715	100.0
19m. Discuss an assignment or grade with an instructor [ENGAGLRN]	FACASSN	Never	87	34.7	1,965	35.4	9,248	34.6
		Once	75	29.9	1,874	33.7	9,354	35.0
		Two or three times	76	30.3	1,358	24.5	6,550	24.5
		Four or more times	13	5.2	357	6.4	1,599	6.0
		Total	251	100.0	5,554	100.0	26,751	100.0
19n. Ask for help from an instructor regarding questions or problems related to a class [ENGAGLRN]	CLASSREL	Never	62	25.0	1,343	24.2	6,617	24.7
		Once	76	30.6	1,715	30.9	8,281	30.9
		Two or three times	86	34.7	1,856	33.4	8,845	33.1
		Four or more times	24	9.7	639	11.5	3,017	11.3
		Total	248	100.0	5,553	100.0	26,760	100.0
19o. Receive prompt written or oral feedback from instructors on your performance [ENGAGLRN]	FEEDBACK	Never	75	29.9	1,587	28.6	7,248	27.2
		Once	58	23.1	1,654	29.8	7,811	29.3
		Two or three times	90	35.9	1,662	29.9	8,397	31.5
		Four or more times	28	11.2	648	11.7	3,239	12.1
		Total	251	100.0	5,551	100.0	26,695	100.0
19q. Discuss ideas from your readings or classes with instructors outside of class [ENGAGLRN]	FACIDOC	Never	169	67.9	3,809	68.5	18,457	69.0
		Once	43	17.3	941	16.9	4,488	16.8
		Two or three times	28	11.2	574	10.3	2,730	10.2
		Four or more times	9	3.6	239	4.3	1,071	4.0
		Total	249	100.0	5,563	100.0	26,746	100.0
Item 20.2: Think about your experiences from the time of your decision to attend this college through the end of the first three weeks of your first semester/quarter. How often did you use the following services?								
20.2d. Face-to-face tutoring [ENGAGLRN]	FFTUSE	Never	193	81.1	4,490	84.9	21,500	84.7
		Once	26	10.9	398	7.5	2,051	8.1
		Two or three times	10	4.2	222	4.2	1,120	4.4
		Four or more times	9	3.8	179	3.4	715	2.8
		Total	238	100.0	5,289	100.0	25,386	100.0

* The comparison group and cohort columns on this page EXCLUDE your college.

Survey of Entering Student Engagement - Austin Community College (2012 Administration)

2012 Benchmark Frequency Distributions - Main Survey

Comparison Group: Extra-Large Colleges in the 2012 Cohort*

Entering Students Only - Breakout by Enrollment Status: Less Than Full-Time Students

[Unweighted]

Engaged Learning (ENGAGLRN)

Item	Variable	Responses	Your College		Ex-Large Colleges		2012 Cohort	
			Count	Percent	Count	Percent	Count	Percent
Item 20.2: Think about your experiences from the time of your decision to attend this college through the end of the first three weeks of your first semester/quarter. How often did you use the following services?								
20.2f. Writing, math, or other skill lab [ENGAGLRN]	SKLABUSE	Never	156	67.0	3,306	62.8	15,963	63.2
		Once	35	15.0	646	12.3	3,027	12.0
		Two or three times	24	10.3	594	11.3	2,783	11.0
		Four or more times	18	7.7	720	13.7	3,480	13.8
		Total	233	100.0	5,266	100.0	25,253	100.0
20.2h. Computer lab [ENGAGLRN]	COMLBUSE	Never	119	50.0	2,770	52.2	12,926	50.8
		Once	44	18.5	925	17.4	4,371	17.2
		Two or three times	49	20.6	781	14.7	4,087	16.0
		Four or more times	26	10.9	832	15.7	4,082	16.0
		Total	238	100.0	5,308	100.0	25,466	100.0

* The comparison group and cohort columns on this page EXCLUDE your college.

Survey of Entering Student Engagement - Austin Community College (2012 Administration)

2012 Benchmark Frequency Distributions - Main Survey

Comparison Group: Extra-Large Colleges in the 2012 Cohort*

Entering Students Only - Breakout by Enrollment Status: Full-Time Students

[Unweighted]

Engaged Learning (ENGAGLRN)

			Your College		Ex-Large Colleges		2012 Cohort	
Item	Variable	Responses	Count	Percent	Count	Percent	Count	Percent
Item 19: During the first three weeks of your first semester/quarter at this college, about how often did you do the following?								
19a. Ask questions in class or contribute to class discussions [ENGAGLRN]	ASKQUES	Never	16	5.9	913	6.9	5,136	6.9
		Once	63	23.2	2,965	22.4	16,185	21.7
		Two or three times	120	44.3	6,125	46.3	34,874	46.8
		Four or more times	72	26.6	3,238	24.5	18,302	24.6
		Total	271	100.0	13,241	100.0	74,497	100.0
19b. Prepare at least two drafts of a paper or assignment before turning it in [ENGAGLRN]	PREPDRFT	Never	57	21.1	3,429	26.0	20,248	27.3
		Once	113	41.9	4,851	36.7	26,049	35.1
		Two or three times	84	31.1	3,953	29.9	22,483	30.3
		Four or more times	16	5.9	973	7.4	5,436	7.3
		Total	270	100.0	13,206	100.0	74,216	100.0
19e. Participate in supplemental instruction (extra class sessions with an instructor, tutor, or experienced student) [ENGAGLRN]	SUPINSTR	Never	160	59.0	8,861	67.0	50,196	67.5
		Once	53	19.6	2,112	16.0	12,101	16.3
		Two or three times	36	13.3	1,544	11.7	8,258	11.1
		Four or more times	22	8.1	713	5.4	3,762	5.1
		Total	271	100.0	13,230	100.0	74,317	100.0
19g. Work with other students on a project or assignment during class [ENGAGLRN]	PINCLASS	Never	66	24.5	2,396	18.1	13,354	18.0
		Once	69	25.7	3,420	25.9	18,855	25.4
		Two or three times	92	34.2	5,416	41.0	30,124	40.5
		Four or more times	42	15.6	1,980	15.0	11,973	16.1
		Total	269	100.0	13,212	100.0	74,306	100.0
19h. Work with classmates outside of class on class projects or assignments [ENGAGLRN]	PREPOUTC	Never	160	59.5	8,368	63.5	45,251	61.1
		Once	52	19.3	2,574	19.5	14,169	19.1
		Two or three times	43	16.0	1,639	12.4	10,506	14.2
		Four or more times	14	5.2	595	4.5	4,172	5.6
		Total	269	100.0	13,176	100.0	74,098	100.0
19i. Participate in a required study group outside of class [ENGAGLRN]	GRPSTUDY	Never	212	78.5	10,748	81.4	60,349	81.3
		Once	30	11.1	1,321	10.0	7,057	9.5
		Two or three times	20	7.4	807	6.1	4,636	6.2
		Four or more times	8	3.0	331	2.5	2,198	3.0
		Total	270	100.0	13,207	100.0	74,240	100.0
19j. Participate in a student-initiated (not required) study group outside of class [ENGAGLRN]	NRGSTUDY	Never	202	74.8	10,589	80.6	58,933	79.6
		Once	36	13.3	1,385	10.5	7,865	10.6
		Two or three times	21	7.8	843	6.4	4,984	6.7
		Four or more times	11	4.1	328	2.5	2,290	3.1
		Total	270	100.0	13,145	100.0	74,072	100.0

* The comparison group and cohort columns on this page EXCLUDE your college.

Survey of Entering Student Engagement - Austin Community College (2012 Administration)

2012 Benchmark Frequency Distributions - Main Survey

Comparison Group: Extra-Large Colleges in the 2012 Cohort*

Entering Students Only - Breakout by Enrollment Status: Full-Time Students

[Unweighted]

Engaged Learning (ENGAGLRN)

			Your College		Ex-Large Colleges		2012 Cohort	
Item	Variable	Responses	Count	Percent	Count	Percent	Count	Percent
Item 19: During the first three weeks of your first semester/quarter at this college, about how often did you do the following?								
19k. Use an electronic tool (e-mail, text messaging, Facebook, MySpace, class Web site, etc.) to communicate with another student about coursework [ENGAGLRN]	USEINTMG	Never	111	41.1	4,926	37.2	27,073	36.4
		Once	56	20.7	3,090	23.4	16,348	22.0
		Two or three times	63	23.3	2,975	22.5	17,120	23.0
		Four or more times	40	14.8	2,237	16.9	13,855	18.6
		Total	270	100.0	13,228	100.0	74,396	100.0
19l. Use an electronic tool (e-mail, text messaging, Facebook, MySpace, class Web site, etc.) to communicate with an instructor about coursework [ENGAGLRN]	MAILFAC	Never	84	31.2	4,117	31.3	23,350	31.5
		Once	75	27.9	3,420	26.0	18,778	25.3
		Two or three times	62	23.0	3,608	27.4	20,147	27.2
		Four or more times	48	17.8	2,024	15.4	11,808	15.9
		Total	269	100.0	13,169	100.0	74,083	100.0
19m. Discuss an assignment or grade with an instructor [ENGAGLRN]	FACASSN	Never	73	27.0	4,260	32.3	23,447	31.6
		Once	97	35.9	4,559	34.5	25,567	34.4
		Two or three times	70	25.9	3,422	25.9	19,635	26.4
		Four or more times	30	11.1	958	7.3	5,614	7.6
		Total	270	100.0	13,199	100.0	74,263	100.0
19n. Ask for help from an instructor regarding questions or problems related to a class [ENGAGLRN]	CLASSREL	Never	61	22.6	2,988	22.6	16,771	22.6
		Once	78	28.9	4,141	31.3	22,626	30.5
		Two or three times	91	33.7	4,451	33.7	25,436	34.2
		Four or more times	40	14.8	1,632	12.4	9,465	12.7
		Total	270	100.0	13,212	100.0	74,298	100.0
19o. Receive prompt written or oral feedback from instructors on your performance [ENGAGLRN]	FEEDBACK	Never	56	20.7	3,141	23.8	17,089	23.0
		Once	76	28.1	3,877	29.4	21,138	28.5
		Two or three times	102	37.8	4,438	33.6	25,717	34.7
		Four or more times	36	13.3	1,743	13.2	10,224	13.8
		Total	270	100.0	13,199	100.0	74,168	100.0
19q. Discuss ideas from your readings or classes with instructors outside of class [ENGAGLRN]	FACIDOC	Never	167	62.1	8,421	63.9	47,155	63.5
		Once	55	20.4	2,556	19.4	14,344	19.3
		Two or three times	30	11.2	1,568	11.9	9,060	12.2
		Four or more times	17	6.3	639	4.8	3,650	4.9
		Total	269	100.0	13,184	100.0	74,209	100.0
Item 20.2: Think about your experiences from the time of your decision to attend this college through the end of the first three weeks of your first semester/quarter. How often did you use the following services?								
20.2d. Face-to-face tutoring [ENGAGLRN]	FFTUSE	Never	192	74.4	10,457	82.9	59,399	83.3
		Once	29	11.2	1,094	8.7	6,228	8.7
		Two or three times	16	6.2	627	5.0	3,402	4.8
		Four or more times	21	8.1	435	3.4	2,249	3.2
		Total	258	100.0	12,613	100.0	71,278	100.0

* The comparison group and cohort columns on this page EXCLUDE your college.

Survey of Entering Student Engagement - Austin Community College (2012 Administration)

2012 Benchmark Frequency Distributions - Main Survey

Comparison Group: Extra-Large Colleges in the 2012 Cohort*

Entering Students Only - Breakout by Enrollment Status: Full-Time Students

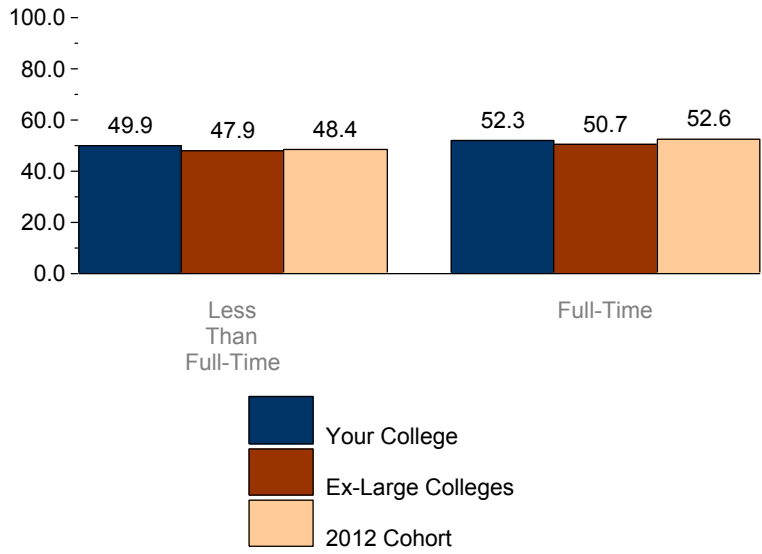
[Unweighted]

Engaged Learning (ENGAGLRN)

Item	Variable	Responses	Your College		Ex-Large Colleges		2012 Cohort	
			Count	Percent	Count	Percent	Count	Percent
Item 20.2: Think about your experiences from the time of your decision to attend this college through the end of the first three weeks of your first semester/quarter. How often did you use the following services?								
20.2f. Writing, math, or other skill lab [ENGAGLRN]	SKLABUSE	Never	167	66.5	7,492	59.5	43,507	61.4
		Once	31	12.4	1,615	12.8	8,301	11.7
		Two or three times	23	9.2	1,537	12.2	8,150	11.5
		Four or more times	30	12.0	1,939	15.4	10,894	15.4
		Total	251	100.0	12,583	100.0	70,852	100.0
20.2h. Computer lab [ENGAGLRN]	COMLBUSE	Never	128	49.4	5,612	44.4	29,936	41.9
		Once	52	20.1	2,208	17.5	12,072	16.9
		Two or three times	37	14.3	2,170	17.2	13,261	18.5
		Four or more times	42	16.2	2,660	21.0	16,220	22.7
		Total	259	100.0	12,650	100.0	71,489	100.0

* The comparison group and cohort columns on this page EXCLUDE your college.

Survey of Entering Student Engagement
Austin Community College (2012 Administration)
2012 Benchmark Bar Chart - Main Survey
 Comparison Group: Extra-Large Colleges in the 2012 Cohort*
 Entering Students Only - Breakout by Enrollment Status
 [Unweighted]
 Academic and Social Support (ACSOCSUP)



* The comparison group and cohort bars on this page INCLUDE your college.

Survey of Entering Student Engagement - Austin Community College (2012 Administration)

2012 Benchmark Means Report - Main Survey

Comparison Group: Extra-Large Colleges in the 2012 Cohort*

Entering Students Only - Breakout by Enrollment Status

[Unweighted]

Academic and Social Support (ACSOCSUP)

			Your College	Ex-Large Colleges		2012 Cohort	
Item	Variable	Breakout Group	Mean	Mean	Effect Size**	Mean	Effect Size**
Item 18: Think about your experiences from the time of your decision to attend this college through the end of the first three weeks of your first semester/quarter.							
1 = Strongly disagree, 2 = Disagree, 3 = Neutral, 4 = Agree, 5 = Strongly agree							
18l. All instructors clearly explained academic and student support services available at this college [ACSOCSUP]	RESOURCE	Less than full-time	3.88	3.78		3.79	
		Full-time	3.83	3.79		3.82	
18m. All instructors clearly explained course grading policies [ACSOCSUP]	GRADEPOL	Less than full-time	4.25	4.27		4.25	
		Full-time	4.33	4.27		4.28	
18n. All instructors clearly explained course syllabi (syllabuses) [ACSOCSUP]	SYLLABI	Less than full-time	4.41	4.37		4.36	
		Full-time	4.49	4.38		4.38	
18o. I knew how to get in touch with my instructors outside of class [ACSOCSUP]	FACMEET	Less than full-time	4.32	4.26		4.25	
		Full-time	4.40	4.27		4.29	
18q. At least one other student whom I didn't previously know learned my name [ACSOCSUP]	OSTUDNAM	Less than full-time	4.00	4.01		4.03	
		Full-time	4.14	4.19		4.26	
18r. At least one instructor learned my name [ACSOCSUP]	FACNAM	Less than full-time	4.30	4.16		4.20	
		Full-time	4.31	4.25		4.32	
18s. I learned the name of at least one other student in most of my classes [ACSOCSUP]	STUNAM	Less than full-time	4.16	4.14		4.16	
		Full-time	4.19	4.26		4.32	

* The comparison group and cohort columns on this page EXCLUDE your college.

** T-test: 2-tailed

If a row contains less than 50 respondents, interpret the comparison results cautiously.

Survey of Entering Student Engagement - Austin Community College (2012 Administration)

2012 Benchmark Frequency Distributions - Main Survey

Comparison Group: Extra-Large Colleges in the 2012 Cohort*

Entering Students Only - Breakout by Enrollment Status: Less Than Full-Time Students

[Unweighted]

Academic and Social Support (ACSOCSUP)

Item	Variable	Responses	Your College		Ex-Large Colleges		2012 Cohort	
			Count	Percent	Count	Percent	Count	Percent
Item 18: Think about your experiences from the time of your decision to attend this college through the end of the first three weeks of your first semester/quarter.								
18l. All instructors clearly explained academic and student support services available at this college [ACSOCSUP]	RESOURCE	Strongly disagree	7	2.8	157	2.8	647	2.4
		Disagree	14	5.6	504	9.1	2,401	9.0
		Neutral	49	19.4	1,123	20.3	5,575	20.9
		Agree	115	45.6	2,349	42.4	11,200	42.0
		Strongly agree	67	26.6	1,406	25.4	6,829	25.6
		Total	252	100.0	5,539	100.0	26,652	100.0
18m. All instructors clearly explained course grading policies [ACSOCSUP]	GRADEPOL	Strongly disagree	1	0.4	36	0.6	156	0.6
		Disagree	3	1.2	106	1.9	561	2.1
		Neutral	35	13.8	466	8.4	2,464	9.2
		Agree	107	42.3	2,654	47.9	12,629	47.4
		Strongly agree	107	42.3	2,281	41.2	10,853	40.7
		Total	253	100.0	5,543	100.0	26,663	100.0
18n. All instructors clearly explained course syllabi (syllabuses) [ACSOCSUP]	SYLLABI	Strongly disagree	0	N/A	19	0.3	105	0.4
		Disagree	0	N/A	88	1.6	473	1.8
		Neutral	27	10.7	360	6.5	1,865	7.0
		Agree	96	37.9	2,455	44.2	11,606	43.5
		Strongly agree	130	51.4	2,630	47.4	12,609	47.3
		Total	253	100.0	5,552	100.0	26,658	100.0
18o. I knew how to get in touch with my instructors outside of class [ACSOCSUP]	FACMEET	Strongly disagree	2	0.8	39	0.7	215	0.8
		Disagree	1	0.4	146	2.6	778	2.9
		Neutral	23	9.1	525	9.5	2,468	9.2
		Agree	115	45.5	2,440	44.0	11,779	44.1
		Strongly agree	112	44.3	2,391	43.2	11,442	42.9
		Total	253	100.0	5,541	100.0	26,682	100.0
18q. At least one other student whom I didn't previously know learned my name [ACSOCSUP]	OSTUDNAM	Strongly disagree	7	2.8	191	3.4	866	3.2
		Disagree	13	5.1	378	6.8	1,706	6.4
		Neutral	44	17.4	658	11.9	3,308	12.4
		Agree	98	38.7	2,243	40.5	10,792	40.4
		Strongly agree	91	36.0	2,070	37.4	10,010	37.5
		Total	253	100.0	5,540	100.0	26,682	100.0
18r. At least one instructor learned my name [ACSOCSUP]	FACNAM	Strongly disagree	1	0.4	137	2.5	489	1.8
		Disagree	8	3.2	248	4.5	1,060	4.0
		Neutral	20	8.0	579	10.5	2,526	9.5
		Agree	107	42.6	2,228	40.2	11,014	41.4
		Strongly agree	115	45.8	2,345	42.4	11,536	43.3
		Total	251	100.0	5,537	100.0	26,625	100.0

* The comparison group and cohort columns on this page EXCLUDE your college.

Survey of Entering Student Engagement - Austin Community College (2012 Administration)

2012 Benchmark Frequency Distributions - Main Survey

Comparison Group: Extra-Large Colleges in the 2012 Cohort*

Entering Students Only - Breakout by Enrollment Status: Less Than Full-Time Students

[Unweighted]

Academic and Social Support (ACSOCSUP)

Item	Variable	Responses	Your College		Ex-Large Colleges		2012 Cohort	
			Count	Percent	Count	Percent	Count	Percent
Item 18: Think about your experiences from the time of your decision to attend this college through the end of the first three weeks of your first semester/quarter.								
18s. I learned the name of at least one other student in most of my classes [ACSOCSUP]	STUNAM	Strongly disagree	2	0.8	136	2.5	582	2.2
		Disagree	12	4.7	278	5.0	1,311	4.9
		Neutral	37	14.6	549	9.9	2,593	9.7
		Agree	95	37.5	2,267	40.9	10,897	40.8
		Strongly agree	107	42.3	2,311	41.7	11,308	42.4
		Total	253	100.0	5,541	100.0	26,691	100.0

* The comparison group and cohort columns on this page EXCLUDE your college.

Survey of Entering Student Engagement - Austin Community College (2012 Administration)

2012 Benchmark Frequency Distributions - Main Survey

Comparison Group: Extra-Large Colleges in the 2012 Cohort*

Entering Students Only - Breakout by Enrollment Status: Full-Time Students

[Unweighted]

Academic and Social Support (ACSOCSUP)

Item	Variable	Responses	Your College		Ex-Large Colleges		2012 Cohort	
			Count	Percent	Count	Percent	Count	Percent
Item 18: Think about your experiences from the time of your decision to attend this college through the end of the first three weeks of your first semester/quarter.								
18l. All instructors clearly explained academic and student support services available at this college [ACSOCSUP]	RESOURCE	Strongly disagree	3	1.1	306	2.3	1,619	2.2
		Disagree	27	10.2	1,203	9.1	6,353	8.6
		Neutral	57	21.4	2,747	20.9	15,028	20.3
		Agree	104	39.1	5,530	42.1	31,541	42.6
		Strongly agree	75	28.2	3,362	25.6	19,421	26.3
		Total	266	100.0	13,148	100.0	73,962	100.0
18m. All instructors clearly explained course grading policies [ACSOCSUP]	GRADEPOL	Strongly disagree	0	N/A	84	0.6	394	0.5
		Disagree	5	1.9	289	2.2	1,528	2.1
		Neutral	23	8.6	1,106	8.4	6,224	8.4
		Agree	118	44.2	6,148	46.7	34,332	46.4
		Strongly agree	121	45.3	5,545	42.1	31,527	42.6
		Total	267	100.0	13,172	100.0	74,005	100.0
18n. All instructors clearly explained course syllabi (syllabuses) [ACSOCSUP]	SYLLABI	Strongly disagree	0	N/A	50	0.4	298	0.4
		Disagree	0	N/A	216	1.6	1,193	1.6
		Neutral	11	4.1	837	6.4	4,754	6.4
		Agree	114	42.7	5,624	42.8	31,440	42.5
		Strongly agree	142	53.2	6,418	48.8	36,258	49.0
		Total	267	100.0	13,145	100.0	73,943	100.0
18o. I knew how to get in touch with my instructors outside of class [ACSOCSUP]	FACMEET	Strongly disagree	0	N/A	103	0.8	451	0.6
		Disagree	4	1.5	290	2.2	1,713	2.3
		Neutral	20	7.5	1,233	9.4	6,496	8.8
		Agree	107	40.1	5,847	44.4	32,838	44.3
		Strongly agree	136	50.9	5,705	43.3	32,584	44.0
		Total	267	100.0	13,178	100.0	74,082	100.0
18q. At least one other student whom I didn't previously know learned my name [ACSOCSUP]	OSTUDNAM	Strongly disagree	7	2.6	299	2.3	1,377	1.9
		Disagree	11	4.1	543	4.1	2,481	3.3
		Neutral	26	9.7	1,259	9.6	6,161	8.3
		Agree	117	43.8	5,304	40.2	29,641	40.0
		Strongly agree	106	39.7	5,774	43.8	34,427	46.5
		Total	267	100.0	13,179	100.0	74,087	100.0
18r. At least one instructor learned my name [ACSOCSUP]	FACNAM	Strongly disagree	5	1.9	240	1.8	986	1.3
		Disagree	8	3.0	483	3.7	2,120	2.9
		Neutral	16	6.0	1,054	8.0	5,106	6.9
		Agree	109	40.8	5,292	40.2	29,450	39.8
		Strongly agree	129	48.3	6,079	46.2	36,272	49.1
		Total	267	100.0	13,148	100.0	73,934	100.0

* The comparison group and cohort columns on this page EXCLUDE your college.

Survey of Entering Student Engagement - Austin Community College (2012 Administration)

2012 Benchmark Frequency Distributions - Main Survey

Comparison Group: Extra-Large Colleges in the 2012 Cohort*

Entering Students Only - Breakout by Enrollment Status: Full-Time Students

[Unweighted]

Academic and Social Support (ACSOCSUP)

Item	Variable	Responses	Your College		Ex-Large Colleges		2012 Cohort	
			Count	Percent	Count	Percent	Count	Percent
Item 18: Think about your experiences from the time of your decision to attend this college through the end of the first three weeks of your first semester/quarter.								
18s. I learned the name of at least one other student in most of my classes [ACSOCSUP]	STUNAM	Strongly disagree	5	1.9	200	1.5	933	1.3
		Disagree	18	6.7	539	4.1	2,405	3.2
		Neutral	22	8.2	1,089	8.3	5,289	7.1
		Agree	97	36.3	5,174	39.3	28,850	38.9
		Strongly agree	125	46.8	6,179	46.9	36,652	49.4
		Total	267	100.0	13,181	100.0	74,129	100.0

* The comparison group and cohort columns on this page EXCLUDE your college.