



<p><b>CCCSE- SOSE SURVEY OF ONLINE STUDENT ENGAGEMENT SURVEY</b></p>	<p><b>\$16</b></p>
<p>Analysis of CCCSE-SOSE survey, between ACC and national respondents.</p>	

**CCCSE- SOSE**  
**SURVEY OF ONLINE STUDENT ENGAGEMENT**  
**Executive Summary**

ACC has been participating in the pilot program for developing the Survey of Online Student Engagement (SOSE) with the CCCSE. The SOSE is delivered to students on take Online Only classes. Any students who take a mix of classes or hybrid classes are excluded. The goal is to be able to develop a comparison from the traditional CCCSE in class survey to the online only students who would normally be excluded from this survey of engagement.

This analysis is a comparison between the ACC responses and the entire survey population in the 2016 pilot. The survey population is from other colleges who participated from across the country. Those others are not known at this time. Also, the survey responses are in aggregate at this time in the pilot. There is no way to map the responses back to specific cohort or students.

The 2016 administration of the survey received a total of 1,636 responses. ACC submitted 3,574 students into the survey, received 289 responses with a response rate of 8.09%. This is lower than the 2015 response rate. The full N of the study is unknown.

**Please verify the name of the college inviting you to participate in the survey.**

	Freq.	Perc
Austin Community College (N) 3,574	289	8.09%

**HIGHLIGHTS**

- Over 35% of online students report ages 36-50.
- Over 75% respondents reported “never” making a presentation?
- Almost 1/3 of respondents reported studying 6-10hrs a week.
- Over 43% of respondents reported they regularly discussed classwork with instructor.

**CCCSE- SOSE  
SURVEY OF ONLINE STUDENT ENGAGEMENT**

**Contents**

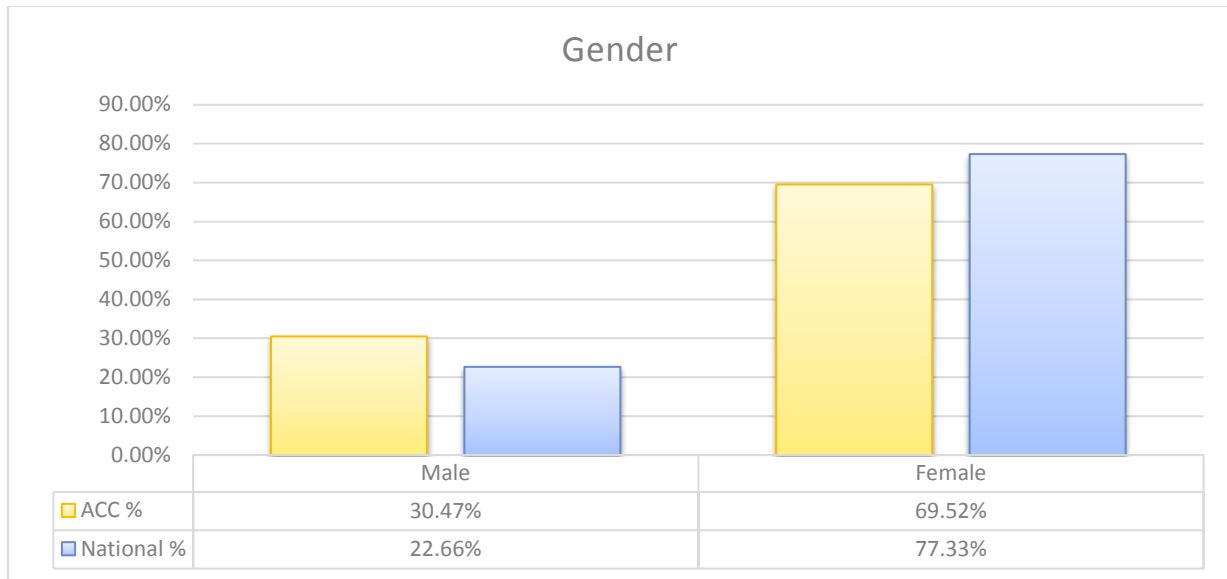
<b>Demographics</b> .....	2
<b>Active and Collaborative Learning</b> .....	2
<b>Student Effort</b> .....	2
<b>Student-Faculty Interaction</b> .....	2
<b>Academic Challenge</b> .....	2
<b>Support for Learners</b> .....	2

CCCSE- SOSE  
SURVEY OF ONLINE STUDENT ENGAGEMENT

# Demographics

# CCCSE- SOSE SURVEY OF ONLINE STUDENT ENGAGEMENT

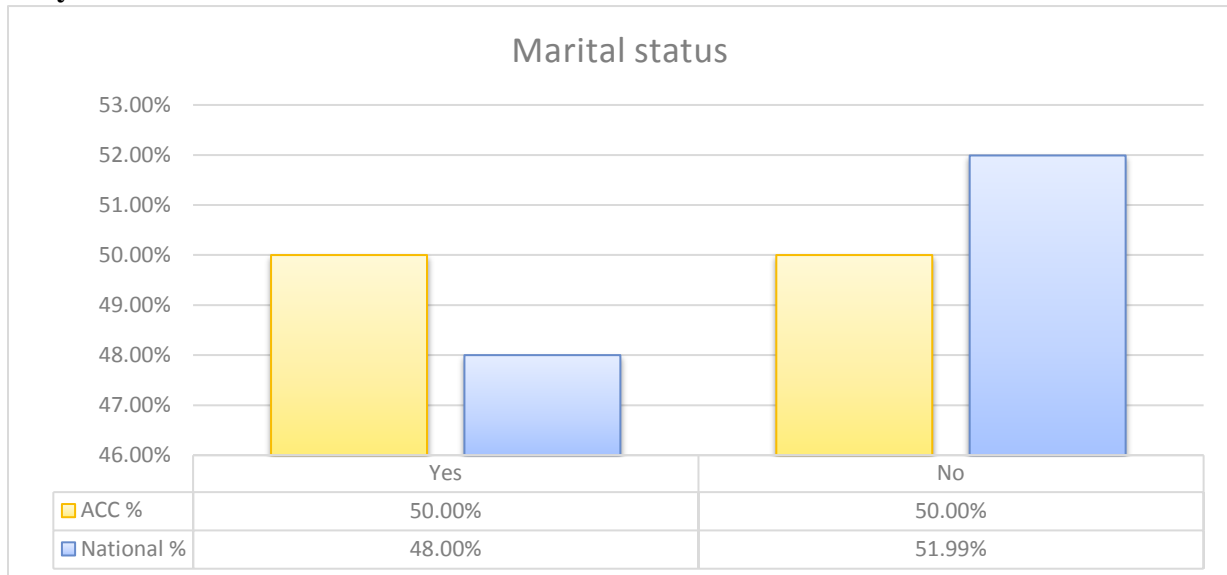
## You're Gender:



### Analysis:

- Almost 70% of ACC respondents (69.5%) reported their gender to be FEMALE, which is lower (-7.8p.p.) than the study average (77.3%).
- Just over 30% of ACC respondents (30.5%) reported their gender to be MALE, which is higher (7.8p.p.) than the study average (22.7%).

## Are you married?

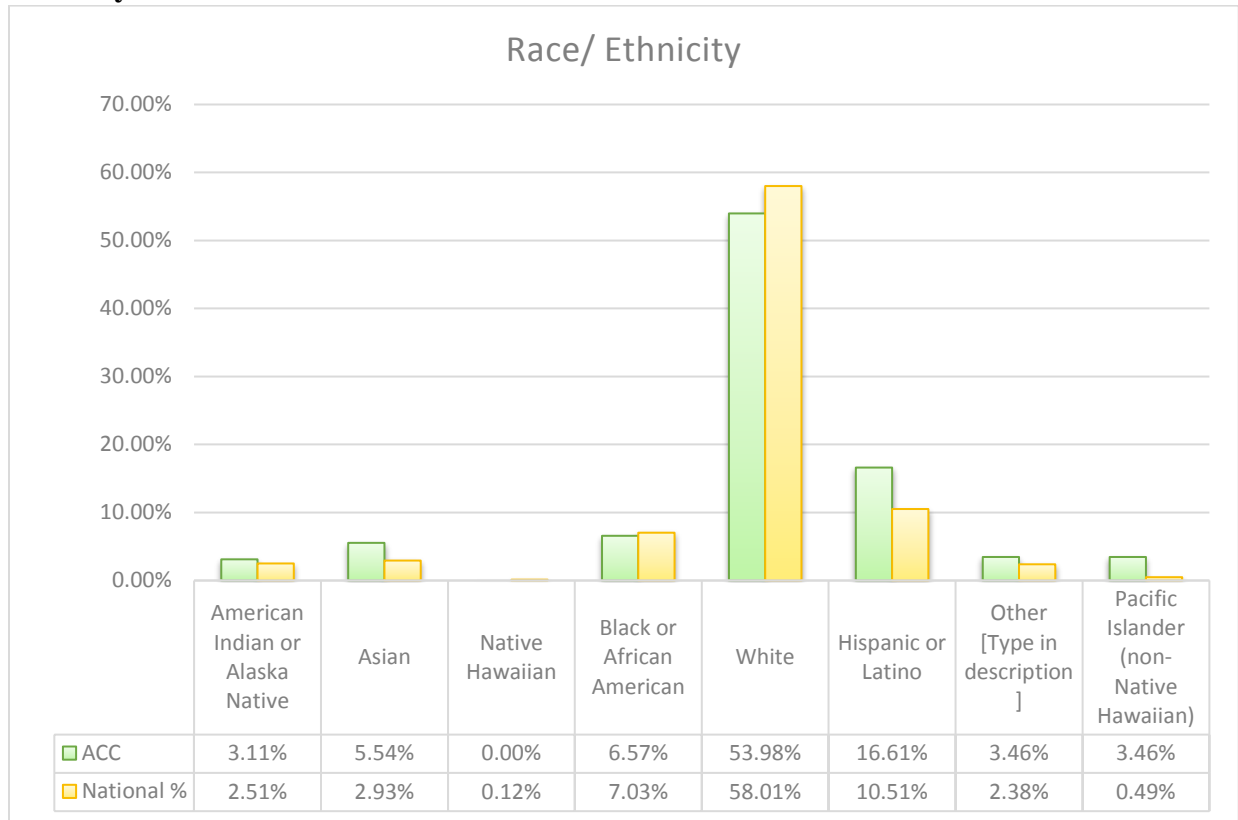


### Analysis:

- Exactly 50% of ACC respondents reported that they were "married", which is slightly higher than (2.0p.p.) than the study average 48.2%.
- Exactly 50% of ACC respondents reported that they were "**NOT** married", which is slightly lower than (-2.0p.p.) than the study average 48.2%.

# CCCSE- SOSE SURVEY OF ONLINE STUDENT ENGAGEMENT

**What is your racial identification?**

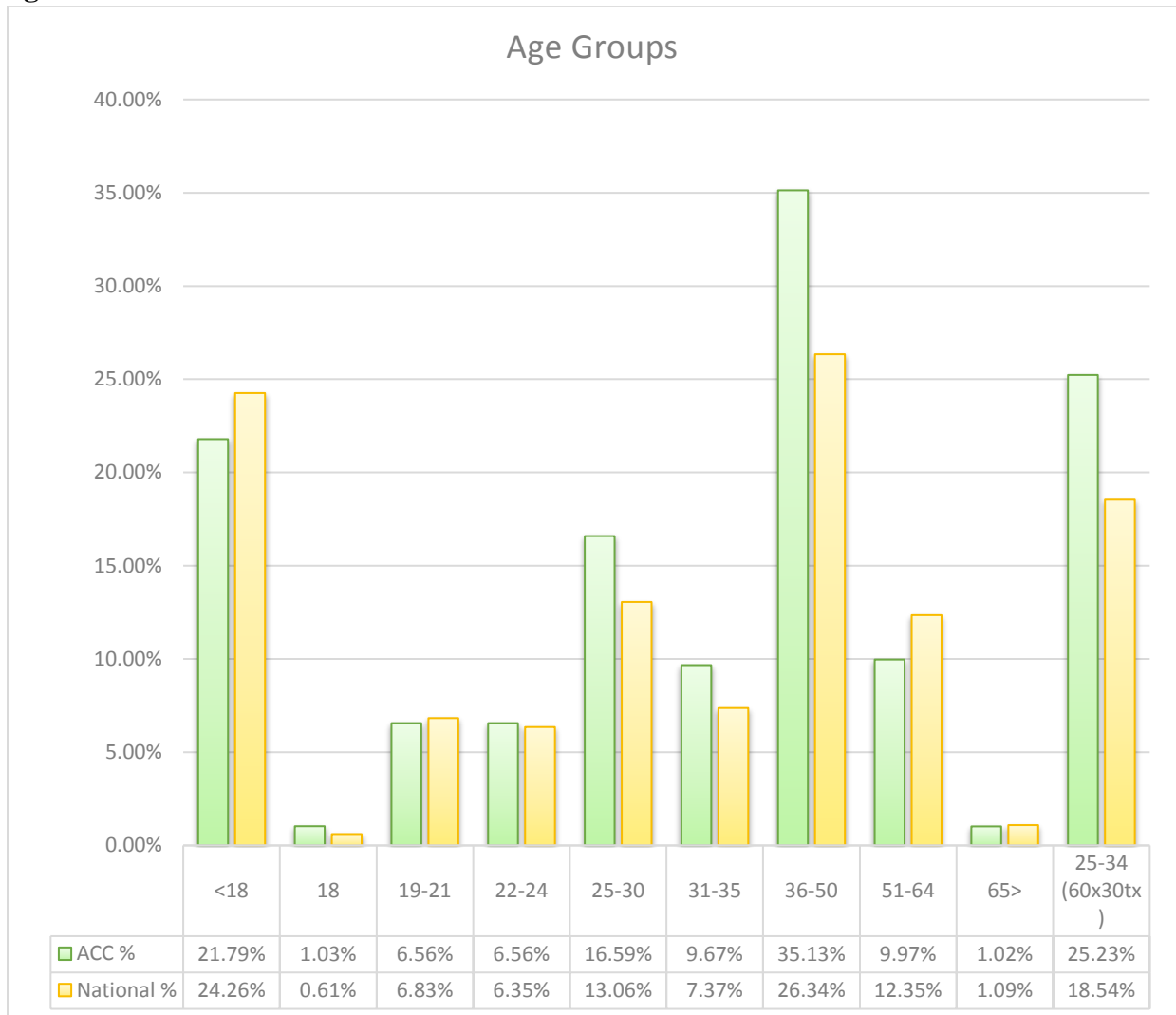


**Analysis:**

- 
-

# CCCSE- SOSE SURVEY OF ONLINE STUDENT ENGAGEMENT

Age:

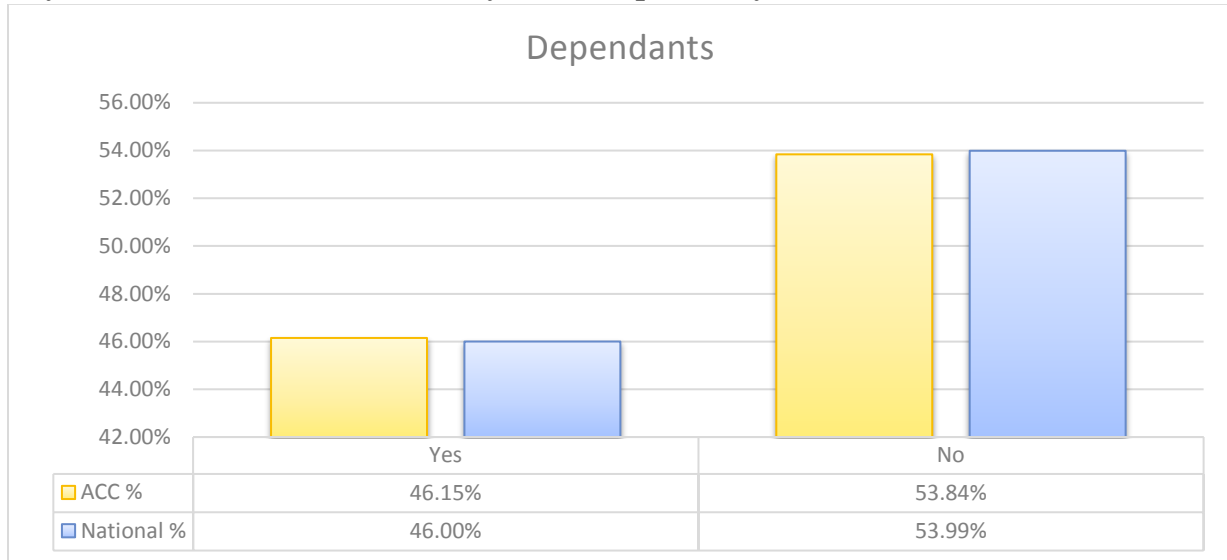


**Analysis:**

- Over one quarter of ACC respondents (25.3%) reported their age to be between 25yr-34yr old, this is the THECB 60X30TX age group, which is higher (7.8p.p.) than the study average (17.5%).
- Just over 10% of ACC respondents (14.19%) reported their age to be of "Traditional College age" as defined by NCES (<24yr), which is higher (0.9p.p.) than the study average (13.3%).

## CCCSE- SOSE SURVEY OF ONLINE STUDENT ENGAGEMENT

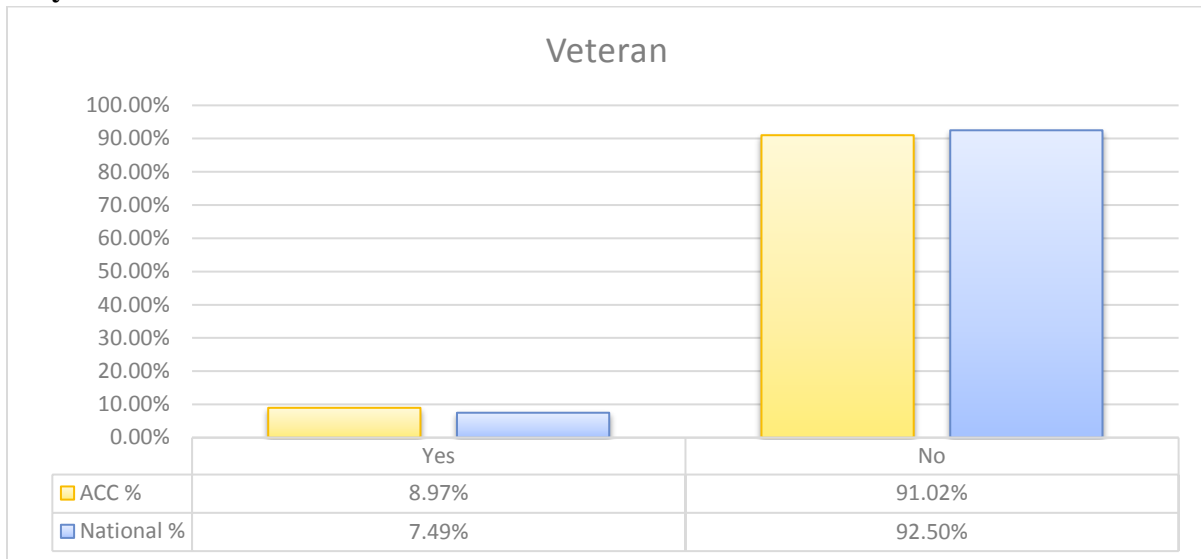
**Do you have children who live with you and depend on you for their care?**



**Analysis:**

- Just under 50% of ACC respondents (46.2%) reported that they, "have children ore dependents" who they pride care for, which is slightly higher (0.2p.p.) than the study average (46.0%)
- Over 50% of ACC respondents (53.8%) reported that they, do **NOT** "have children ore dependents" who they pride care for, which is slightly lower (-0.2p.p.) than the study average (54.0%)

**Are you a current or former member of the U.S. Armed Forces?**



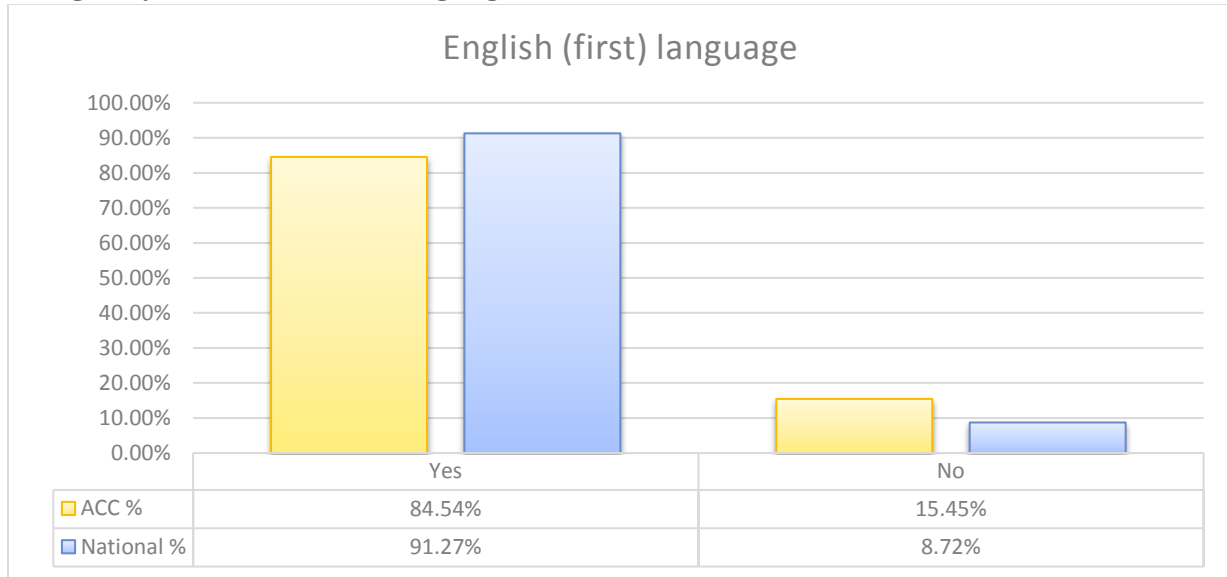
**Analysis:**

- Over 90% of ACC respondents (91.0%) reported that they are **NOT**, "current or former US Armed Forces", which is lower (-1.5p.p.) than the study average (92.5%)
- Under 10% of ACC respondents (9.0%) reported that they **ARE**, "current or former US Armed Forces", which is higher (1.5p.p.) than the study average (7.5%)



## CCCSE- SOSE SURVEY OF ONLINE STUDENT ENGAGEMENT

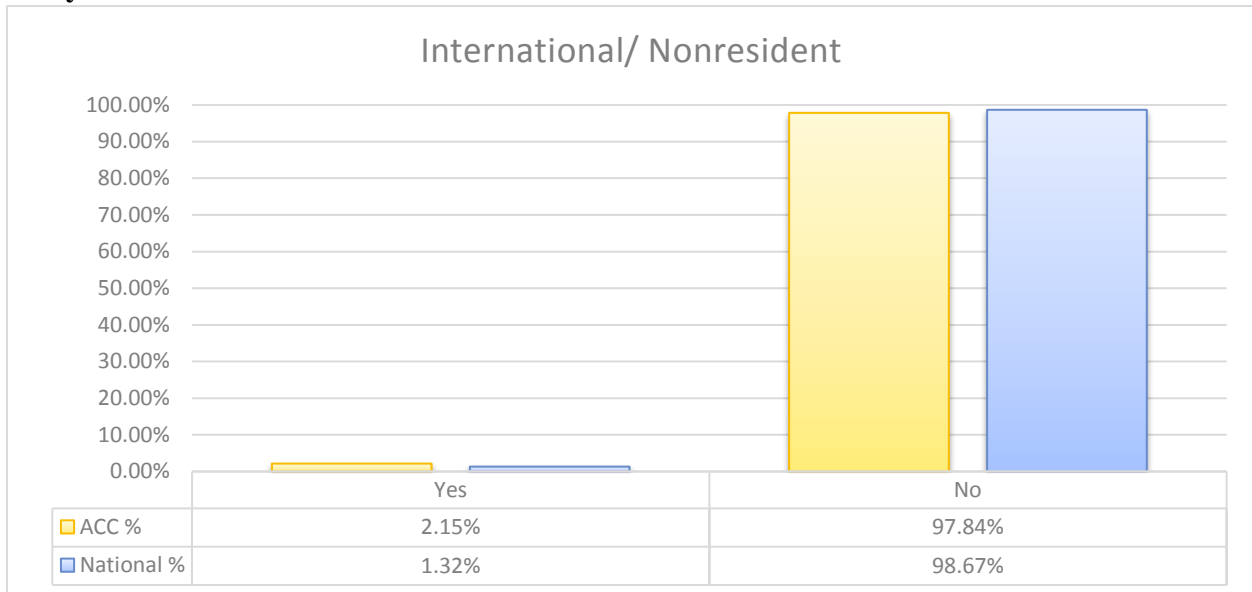
**Is English your native (first) language?**



**Analysis:**

- Almost 70% of ACC respondents (69.5%) reported their gender to be FEMALE, which is lower (-7.8p.p.) than the study average (77.3%).
- Just over 30% of ACC respondents (30.5%) reported their gender to be MALE, which is higher (7.8p.p.) than the study average (22.7%).

**Are you an international student or nonresident alien?**

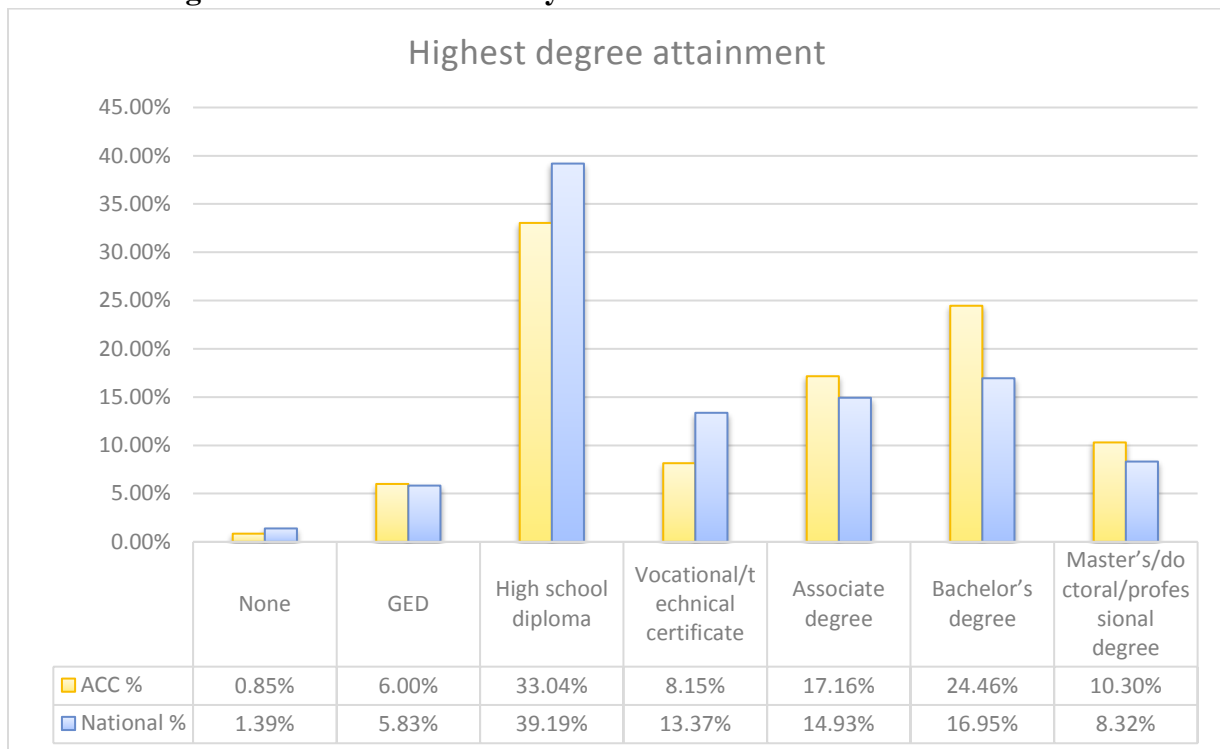


**Analysis:**

- Over 95% of ACC respondents (97.8%) reported they are **NOT** *international or non-resident alien*, which is lower (-0.8p.p.) than the study average (98.7%)

# CCCSE- SOSE SURVEY OF ONLINE STUDENT ENGAGEMENT

**What is the highest academic credential you have earned?**

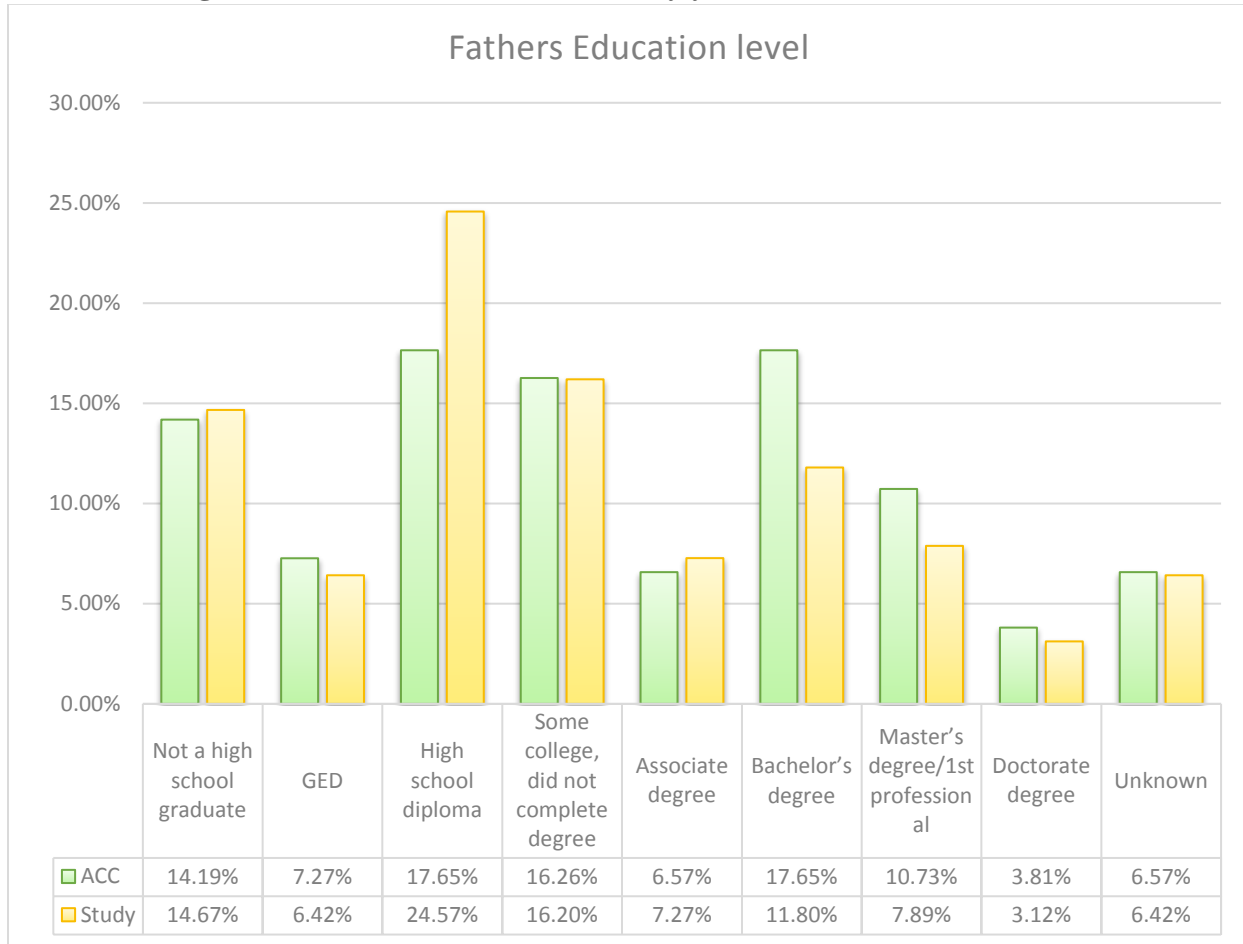


**Analysis:**

- Over 40% of ACC respondents (41.2%) reported their highest academic credential is "High school diploma or vocational/tech certificate", which is higher (-11.47.5p.p.) than the study average (52.6%).
- Approximately 25% of ACC respondents (24.5%) reported their highest academic credential is "Bachelor's degree", which is higher (7.5p.p.) than the study average (17.0%).

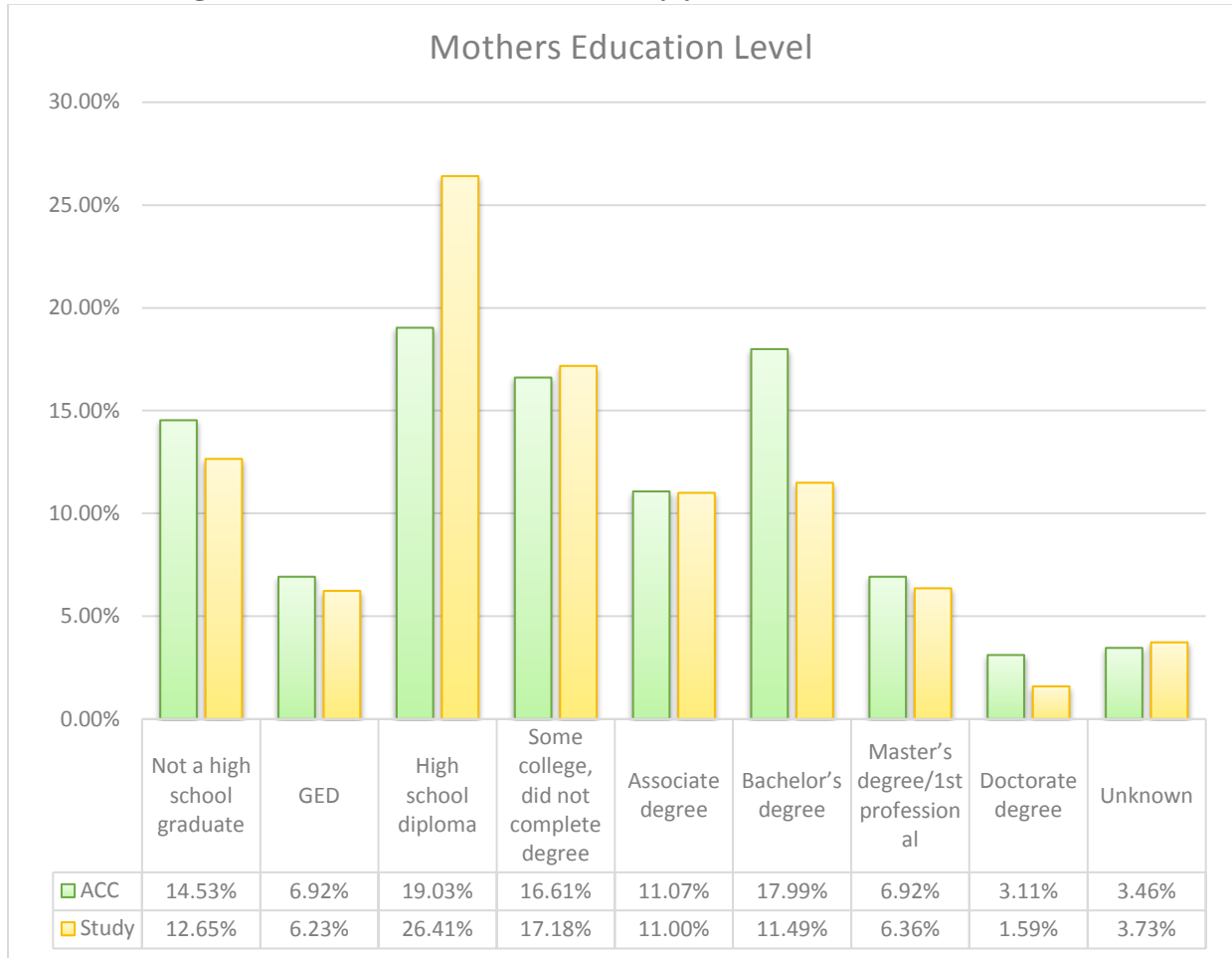
# CCCSE- SOSE SURVEY OF ONLINE STUDENT ENGAGEMENT

**What is the highest level of education obtained by you're: Father**



# CCCSE- SOSE SURVEY OF ONLINE STUDENT ENGAGEMENT

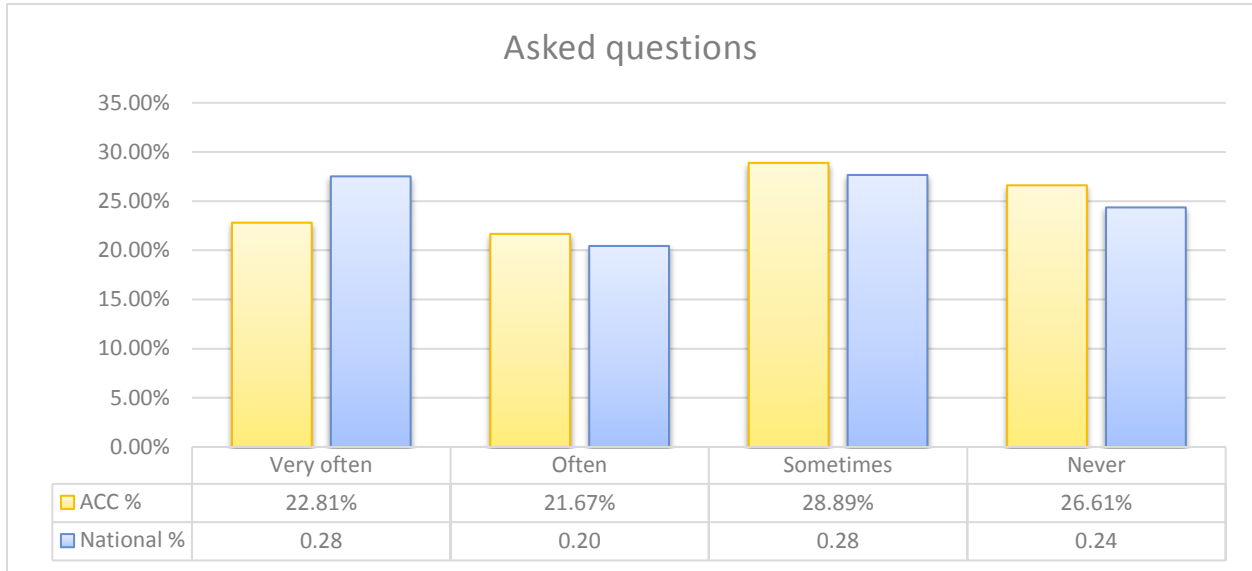
**What is the highest level of education obtained by you're: Mother**



# Active and Collaborative Learning

## CCCSE- SOSE SURVEY OF ONLINE STUDENT ENGAGEMENT

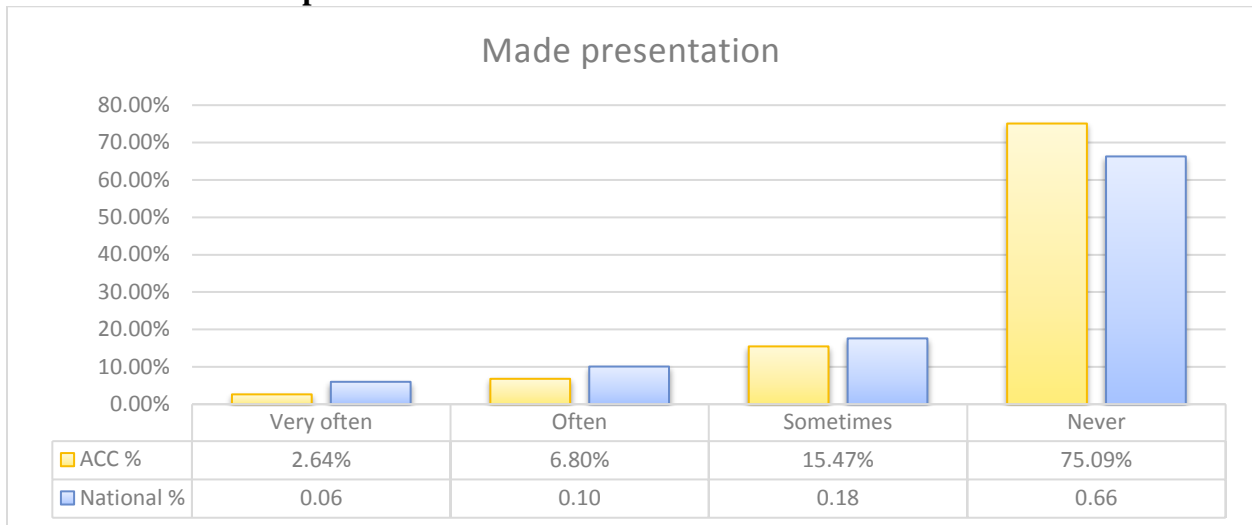
**In your experiences in all ONLINE classes at this college during the current academic year, about...-Asked questions in class or contributed to class discussions?**



Analysis:

- Over a quarter (26.6%) of ACC students reported they *never* were "asked questions in class or contributed to class discussion..."
- Compared to just under a quarter (24.4%) reported the same in the study as whole.

**In your experiences in all ONLINE classes at this college during the current academic year, about...-Made a class presentation?**



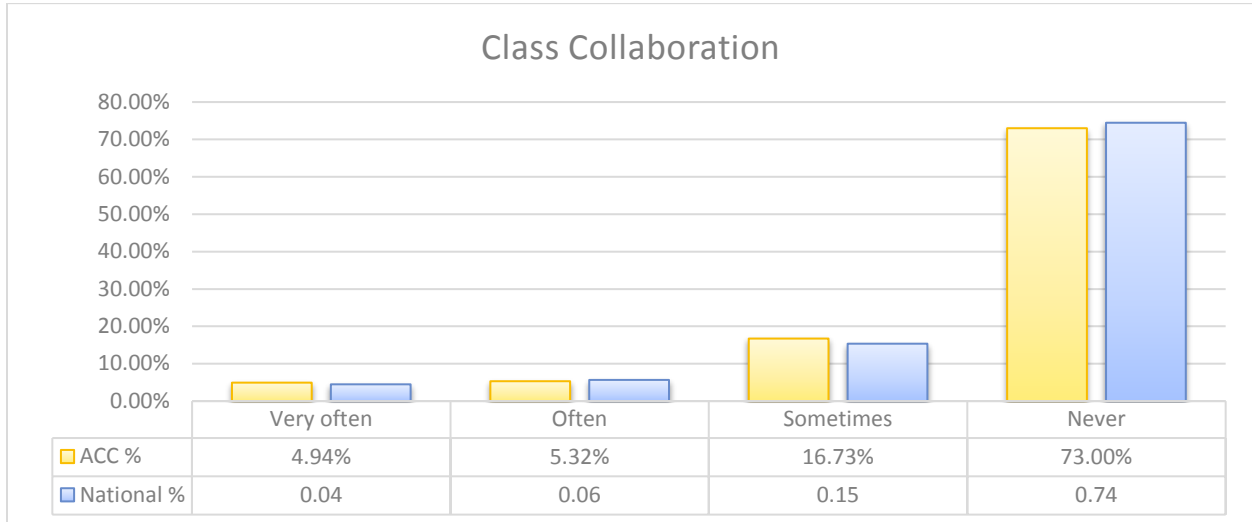
Analysis:

- 75.1% of ACC online students reported they *Never* "made a class presentation ..." compared to 66.3% of the study average

## CCCSE- SOSE SURVEY OF ONLINE STUDENT ENGAGEMENT

- Less than 10% of ACC students reported they *Often or Very often* "made a class presentation ..."

**In your experiences in all ONLINE classes at this college during the current academic year, about...-Worked with other students to prepare class assignments.**



**Analysis:**

- Over 70% of ACC respondents (73.0%) reported as *NEVER* "worked with other students to prepare class assignments." which is slightly lower than the study average of 74.5%.
- Only 10% of ACC respondents reported they *often or Very Often* "worked with other students to prepare class assignments."

CCCSE- SOSE  
SURVEY OF ONLINE STUDENT ENGAGEMENT

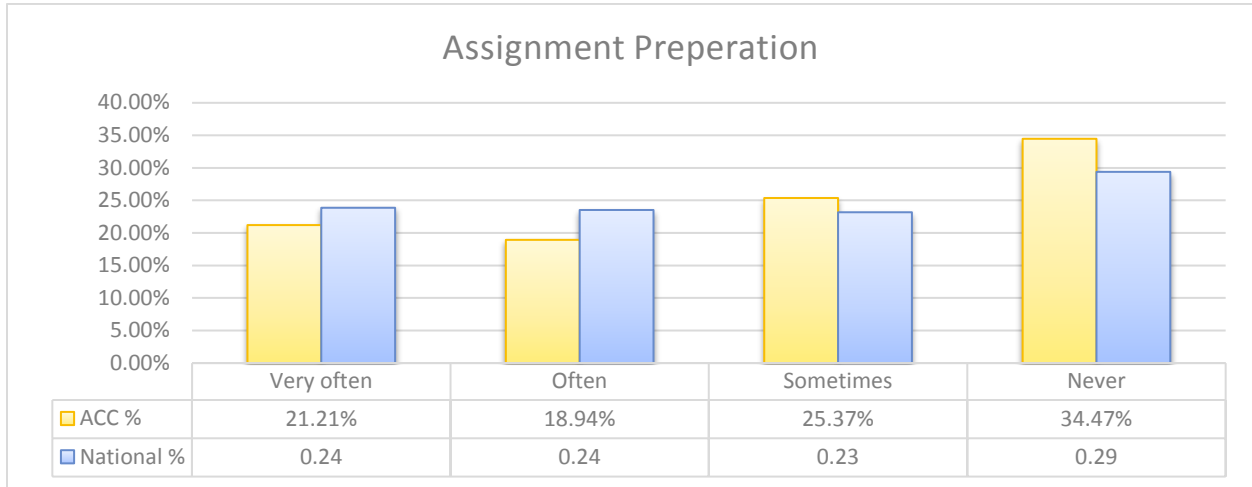
# Student Effort



## CCCSE- SOSE

### SURVEY OF ONLINE STUDENT ENGAGEMENT

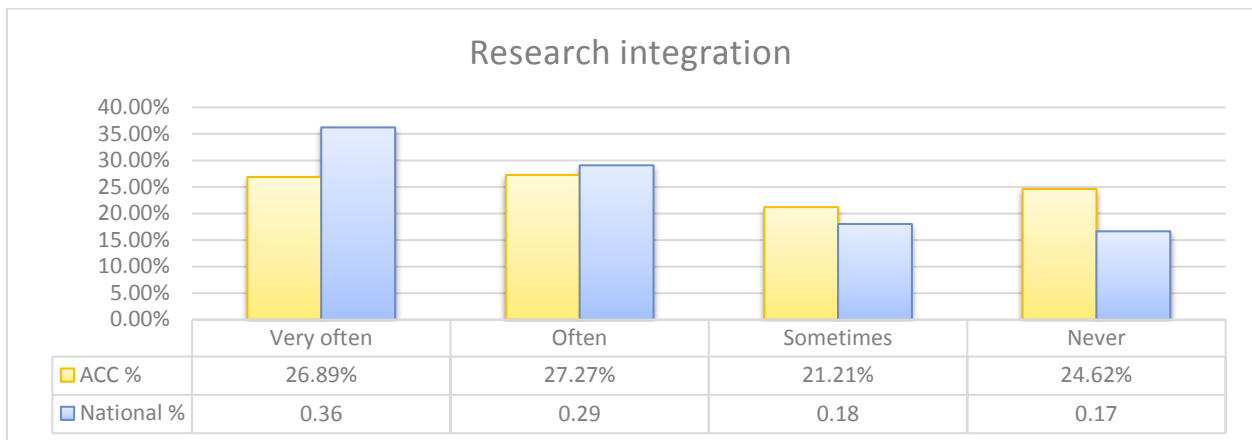
**In your experiences in all ONLINE classes at this college during the current academic year, about...-Prepared two or more drafts of a paper or assignment before turning it in**



**Analysis:**

- Almost 35% of ACC students reported they *NEVER* "prepared two or more drafts of a paper.... "
- Just under 1/3rd of study respondents reported as *NEVER* "prepared two or more drafts of a paper.... "

**In your experiences in all ONLINE classes at this college during the current academic year, about...-Worked on a paper or project that required integrating ideas or information from various sources**



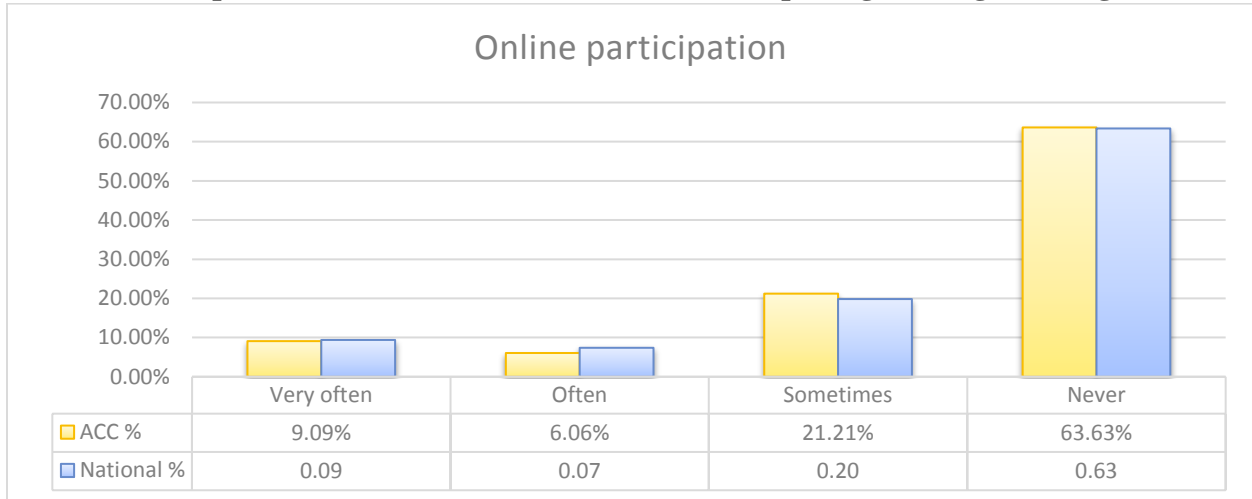
**Analysis:**

- Over 50% of ACC respondents reported (54.2%) *Often or Very often* "worked on a paper or project that required integrating ideas or information from various sources.... ", the study average was over 65%.
- Just under a quarter (24.6%) of ACC respondents reported as *NEVER* "worked on a paper or project that required integrating ideas or information from various sources.... "

## CCCSE- SOSE

### SURVEY OF ONLINE STUDENT ENGAGEMENT

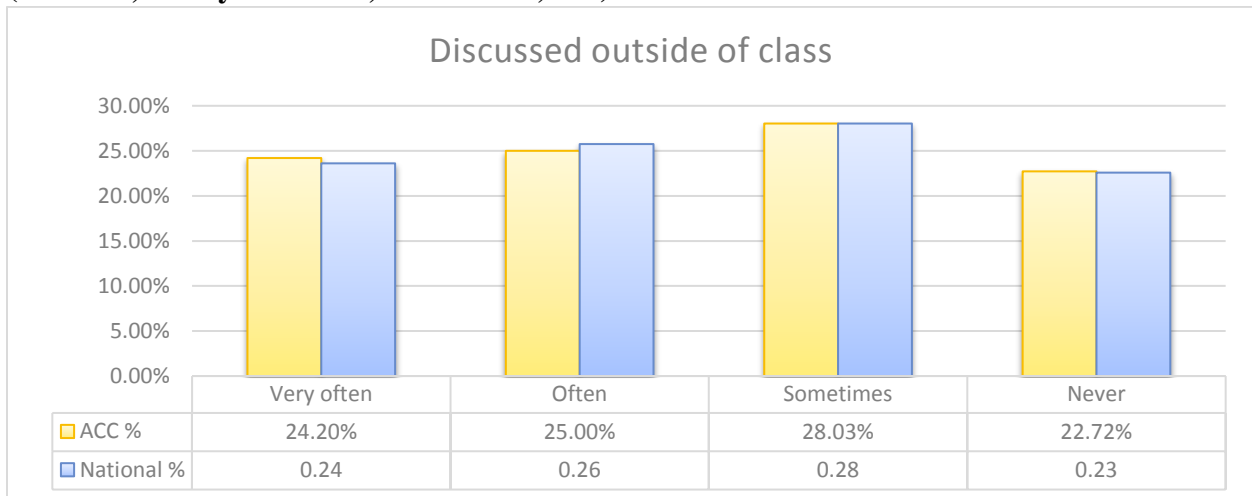
**In your experiences in all ONLINE classes at this college during the current academic year, about...-Participated in an online discussion without completing readings or assignments**



**Analysis:**

- Over 60% of ACC respondents (63.6%) reported as *NEVER* "participated in online discussions without completing readings or assignments." which is slightly better than the study average of 63.4%.
- Only 15% of ACC respondents reported they *often or Very Often* "participated in online discussions without completing readings or assignments."

**In your experiences in all ONLINE classes at this college during the current academic year, about...-Discussed ideas from your readings or classes with others outside of class (students, family members, co-workers, etc.)**

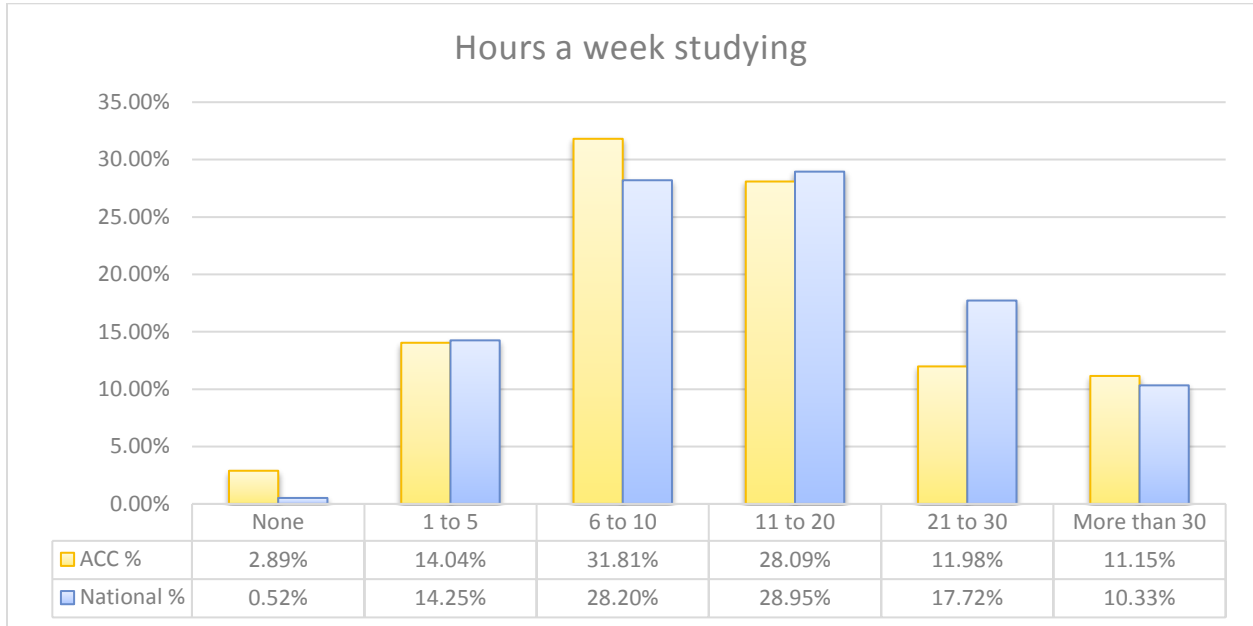


**Analysis:**

- Just under 50% of ACC respondents (49.2%) reported they *Often or Very Often* "discussed ideas from readings or classes with others...." which is slightly lower(-0.2p.p.) Than the study average of 49.4%.
- Almost one quarter of ACC respondents (22.7%) reported they *never* "discussed ideas from readings or classes with others...."

## CCCSE- SOSE SURVEY OF ONLINE STUDENT ENGAGEMENT

About how many hours do you spend in a typical 7-day week to... -Prepare for ONLINE class (studying, reading, writing, rehearsing, doing homework, viewing recorded lectures, or other activities related to your program?)



**Analysis:**

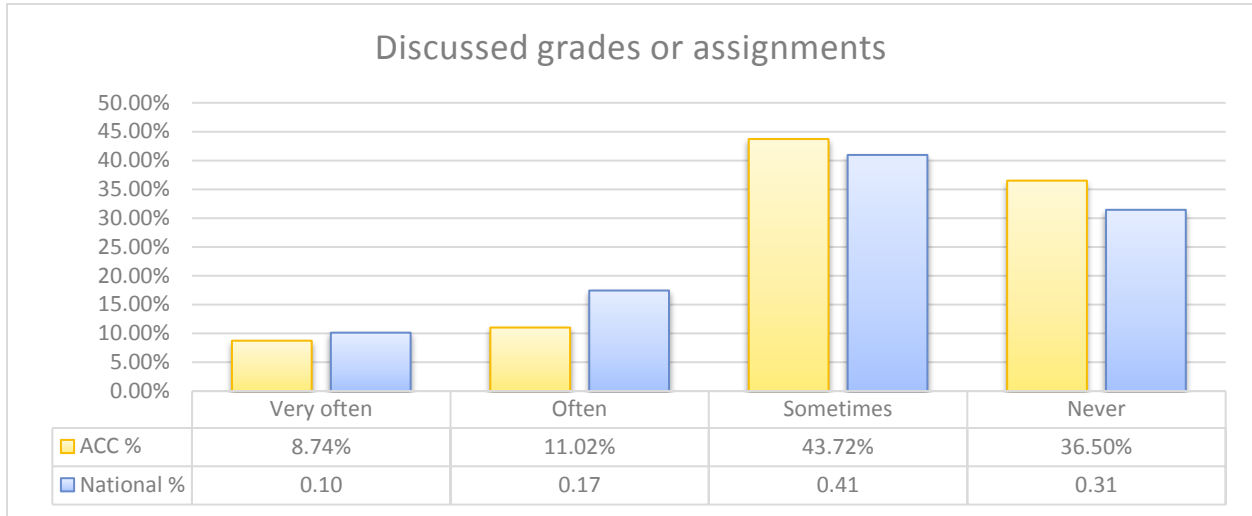
- Just over 10% of ACC respondents (11.2%) reported that they prepare for class *More than 30 hours per week* by "studying, reading, writing, "

Almost one third (28.1%) of ACC respondents reported that they prepare between *11 to 20 hours per week* by "studying, reading, writing, "

# Student-Faculty Interaction

## CCCSE- SOSE SURVEY OF ONLINE STUDENT ENGAGEMENT

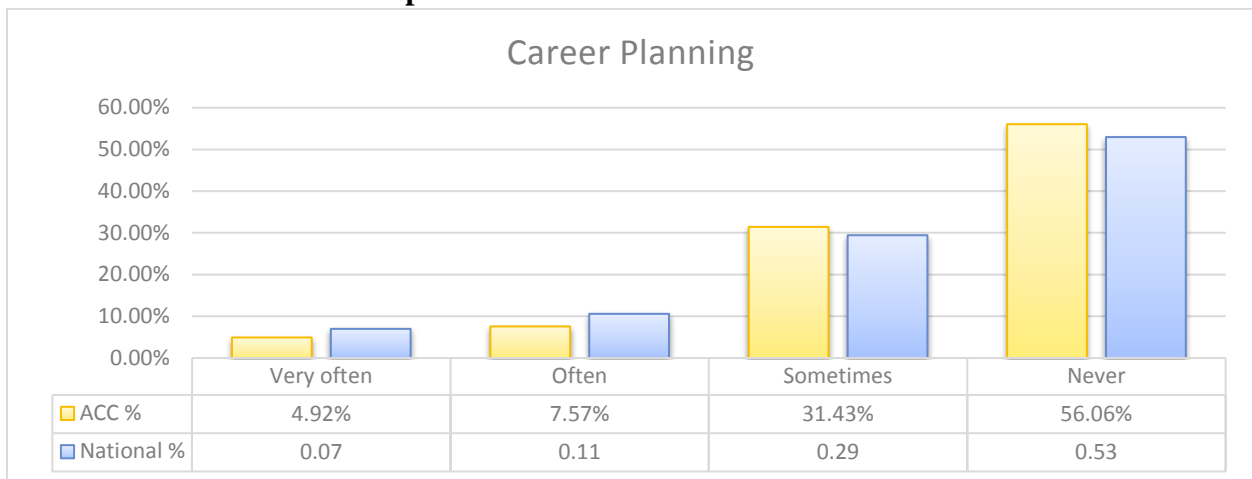
**In your experiences in all ONLINE classes at this college during the current academic year, about...-Discussed grades or assignments one-on-one with an instructor**



**Analysis:**

- Over 1/3rd of ACC respondents (36.5%) reported as *NEVER* "discussed grades or assignments one on one with instructor... "Which is slightly higher (5.1p.p) than the study average of 31.4%.
- Less than 20% of ACC respondents reported they *Often or Very Often* "discussed grades or assignments one on one with instructor... "

**In your experiences in all ONLINE classes at this college during the current academic year, about...-Talked about career plans with an instructor or advisor**



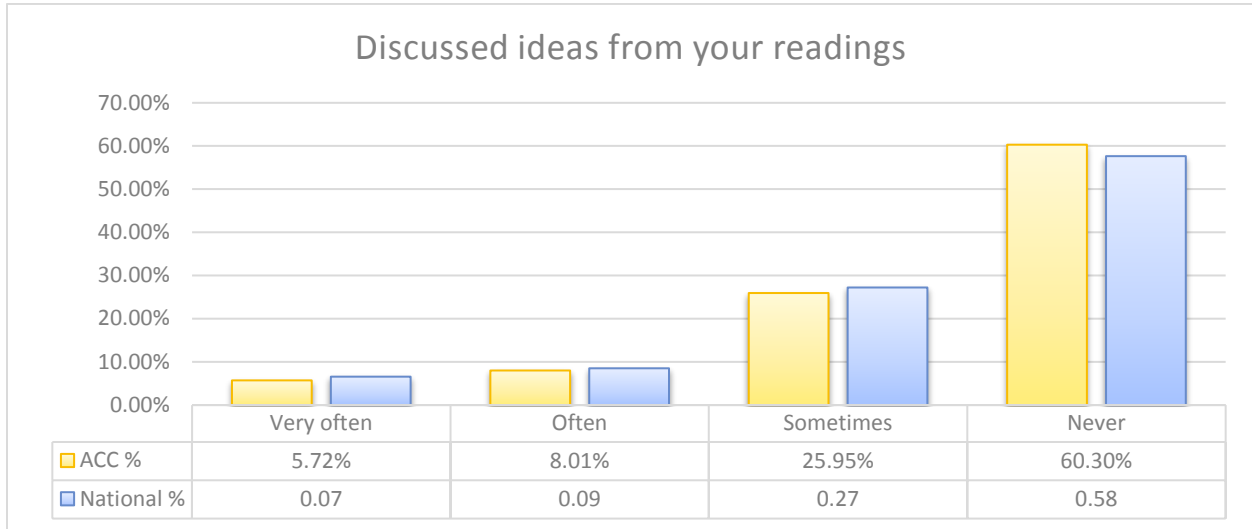
**Analysis:**

- Over 50% of ACC respondents (56.1%) reported as *NEVER* "talked about career plans with instructor or advisor... "Which is slightly higher (3.1p.p) than the study average of 53%.
- Just over 10% of ACC respondents (12.5%) reported they *often or Very Often* "talked about career plans with instructor or advisor... "

## CCCSE- SOSE

### SURVEY OF ONLINE STUDENT ENGAGEMENT

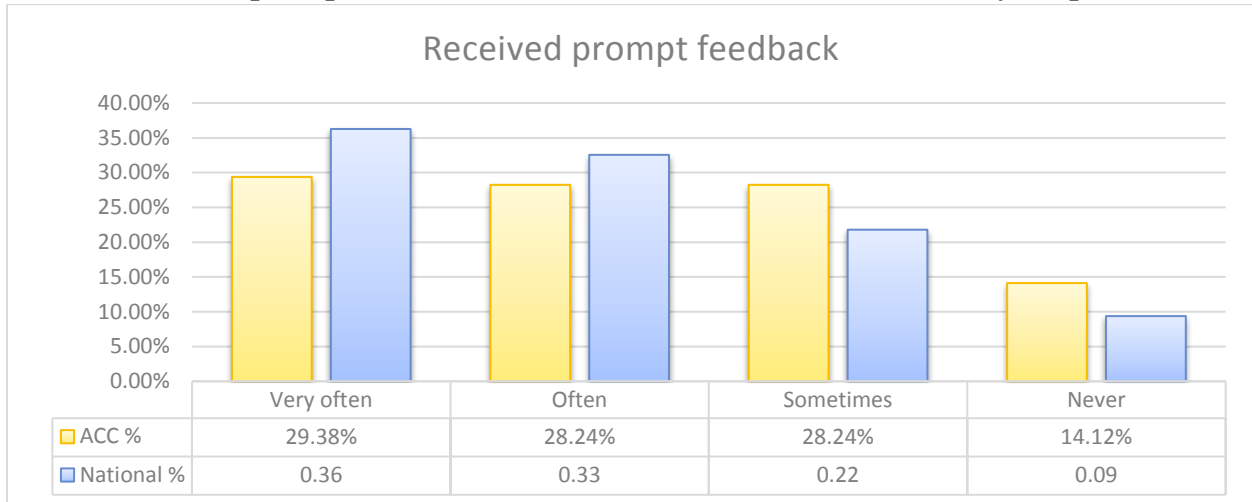
**In your experiences in all ONLINE classes at this college during the current academic year, about...-Discussed ideas from your readings or classes one-on-one with instructors**



**Analysis:**

- Over 60% of ACC respondents (60.3%) reported as *NEVER* "discussed ideas from readings or classes..... " which is slightly higher (2.6p.p) than the study average of 57.7%.
- Just over 10% of ACC respondents (13.7%) reported they *often or Very Often* "discussed ideas from readings or classes....."

**In your experiences in all ONLINE classes at this college during the current academic year, about...-Received prompt feedback (written or oral) from instructors on your performance**

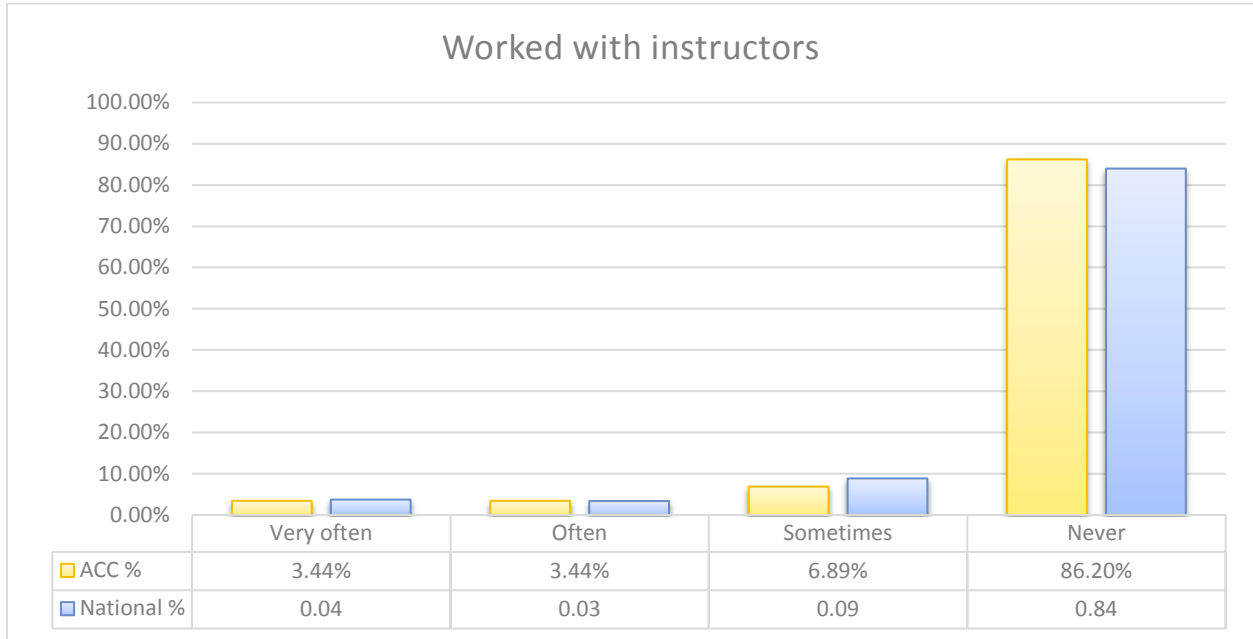


**Analysis:**

- Over 50% of ACC respondents (57.6%) reported they *Often or Very Often* "received prompt feedback ....." which is considerably lower (-11.2p.p) than the study average of 68.8%.
- Over 10% of ACC respondents (14.1%) reported they *never* "received prompt feedback ....."

## CCCSE- SOSE SURVEY OF ONLINE STUDENT ENGAGEMENT

**In your experiences in all ONLINE classes at this college during the current academic year, about...-Worked with instructors on activities other than coursework**



**Analysis:**

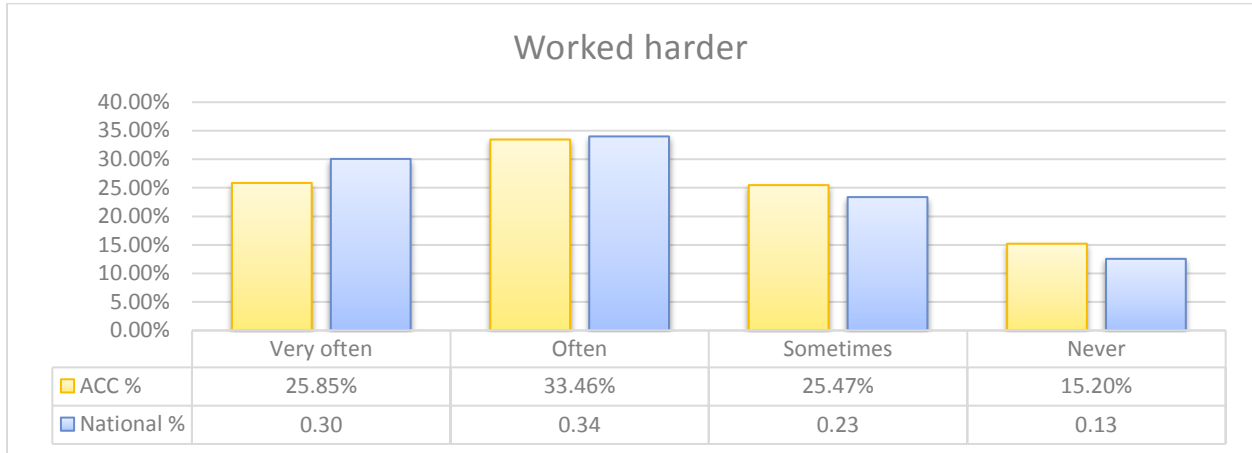
- Almost 90% of ACC respondents (86.2%) reported they “*Never* "worked with instructor on activities other than coursework...." which is slightly higher (2.2p.p.) Than the study average of 84%.
- Less than 10% of ACC respondents (6.9%) reported them *often or Very often* "worked with instructor on activities other than coursework...."

# Academic Challenge



## CCCSE- SOSE SURVEY OF ONLINE STUDENT ENGAGEMENT

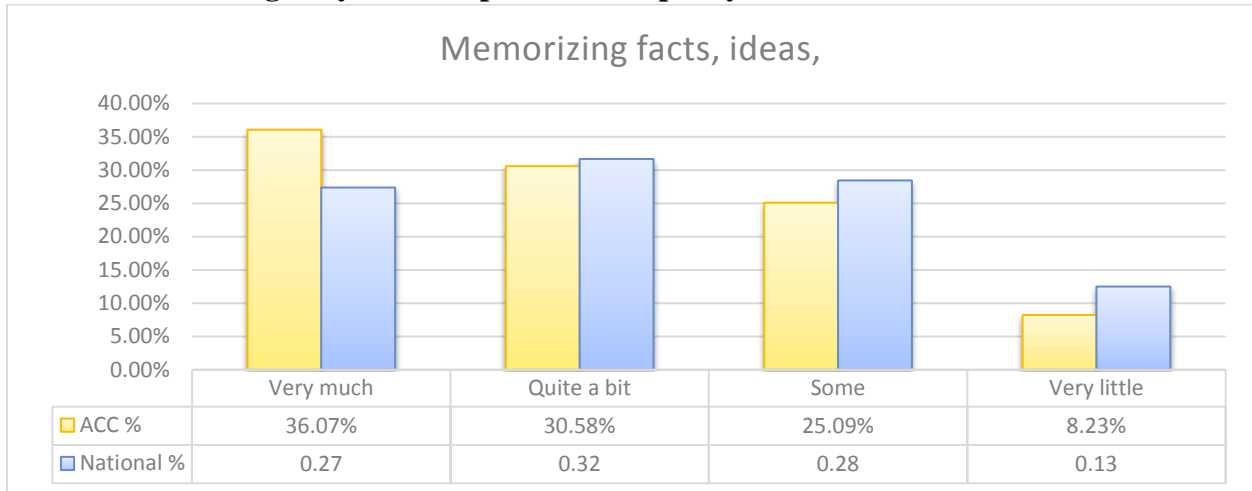
**In your experiences in all ONLINE classes at this college during the current academic year, about...-Worked harder than you thought you could to meet an instructor's standards or expectations**



**Analysis:**

- Almost 60% of ACC respondents (59.3%) reported they *Often or Very Often* "worked harder than you thought you could to meet...." which is slightly lower (-4.8p.p.) Than the study average of 64.1%.
- Over 10% of ACC respondents (14.1%) reported they *never* "received prompt feedback ....."

**During the current school year, how much has your ONLINE coursework at this college emphasized the following mental activities -Memorizing facts, ideas, or methods from your courses and readings so you can repeat them in pretty much the same form?**



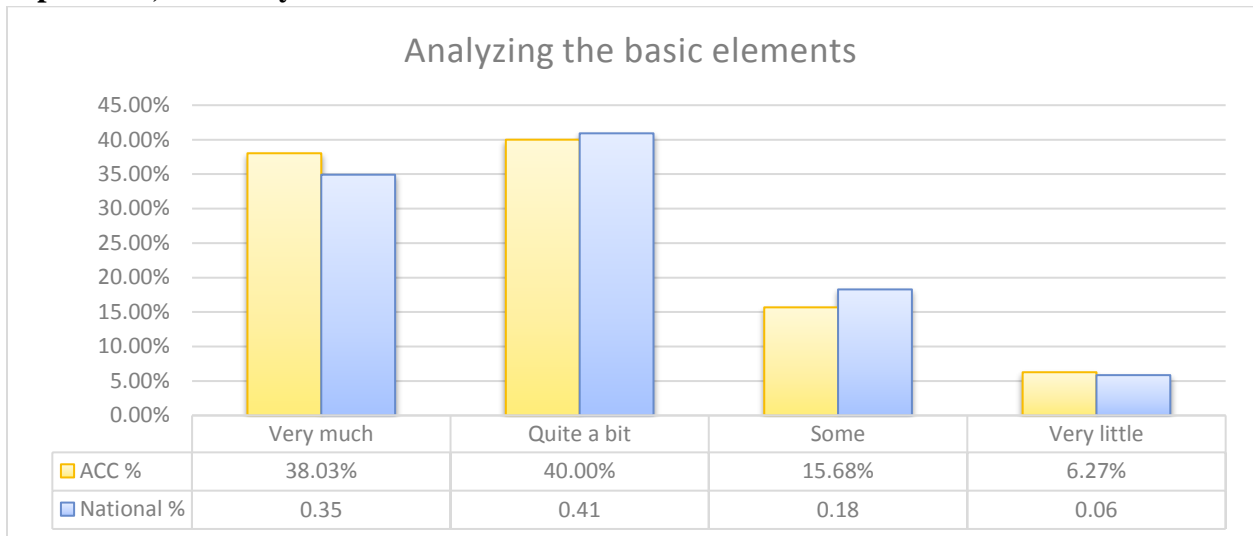
**Analysis:**

- Over 60% of ACC respondents (66.7%) reported them *often or Very Often* "memorizing facts, ideas, or methods from your courses...." which is higher (7.6p.p.) Than the study average of 59%.
- Almost one tenth of ACC respondents (8.2%) reported them *Never* "memorizing facts, ideas, or methods from your courses...."

## CCCSE- SOSE

### SURVEY OF ONLINE STUDENT ENGAGEMENT

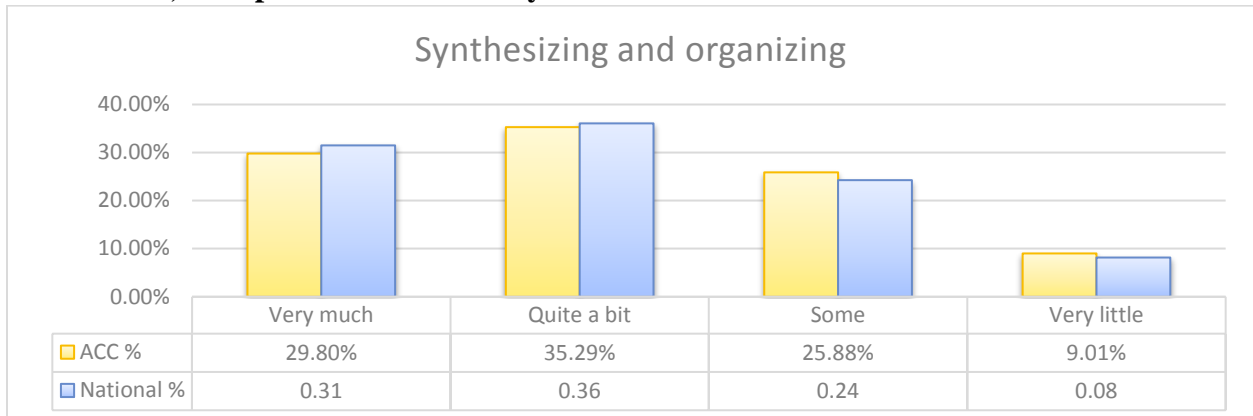
**During the current school year, how much has your ONLINE coursework at this college emphasized the following mental activities -Analyzing the basic elements of an idea, experience, or theory?**



**Analysis:**

- Over 3/4th % of ACC respondents (78%) reported them *often or Very Often* "analyzing the basic elements of an idea...." which is higher (2.2p.p.) Than the study average of 75.9%.
- Just over 5% of ACC respondents reported they *never* "analyzing the basic elements of an idea...."

**During the current school year, how much has your ONLINE coursework at this college emphasized the following mental activities - Synthesizing and organizing ideas, information, or experiences in new ways?**



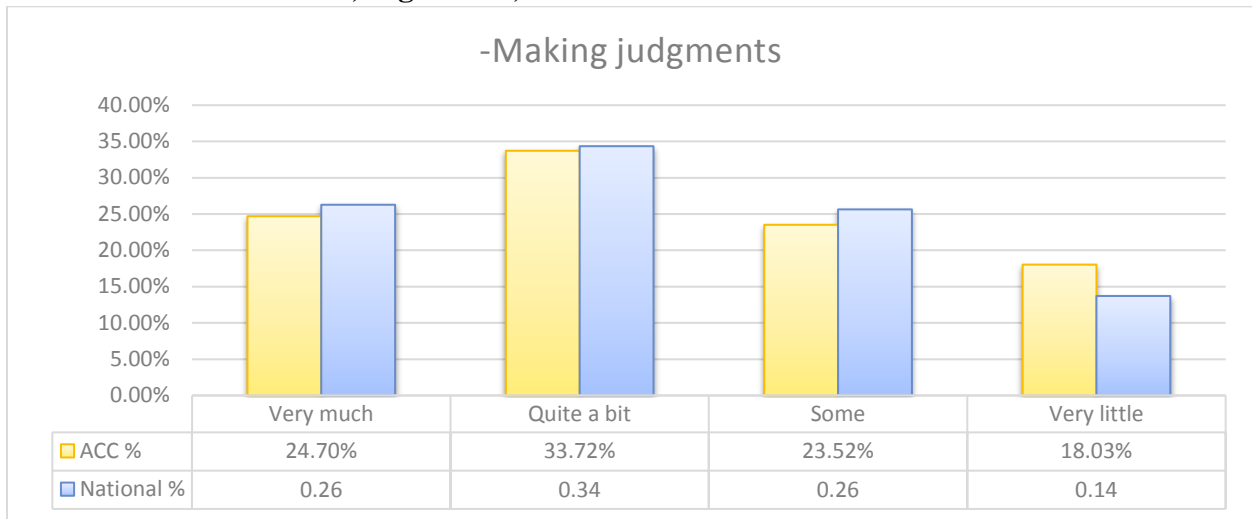
**Analysis:**

- 65.1% of ACC respondents reported they *Often or Very Often* "synthesizing and organizing ideas....." which is slightly lower (-2.5p.p.) than the study average of 67.6%.
- Almost 10% of ACC respondents (9.0%) reported them *Never* "synthesizing and organizing ideas....."

## CCCSE- SOSE

### SURVEY OF ONLINE STUDENT ENGAGEMENT

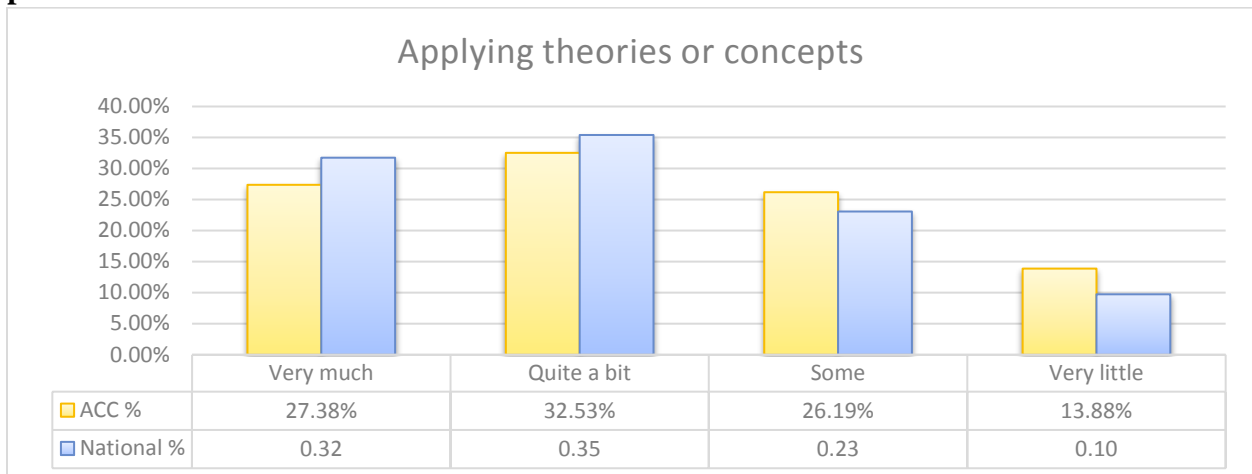
**During the current school year, how much has your ONLINE coursework at this college emphasized the following mental activities - Making judgments about the value or soundness of information, arguments, or methods?**



**Analysis:**

- 58.4% of ACC respondents reported they *Often or Very Often* "making judgements about the value or soundness....." which is slightly lower (-2.2p.p.) Than the study average of 58.4%.
- Almost 20% of ACC respondents (18.0%) reported them *Never* "making judgements about the value or soundness....."

**During the current school year, how much has your ONLINE coursework at this college emphasized the following mental activities - Applying theories or concepts to practical problems or in new situations?**

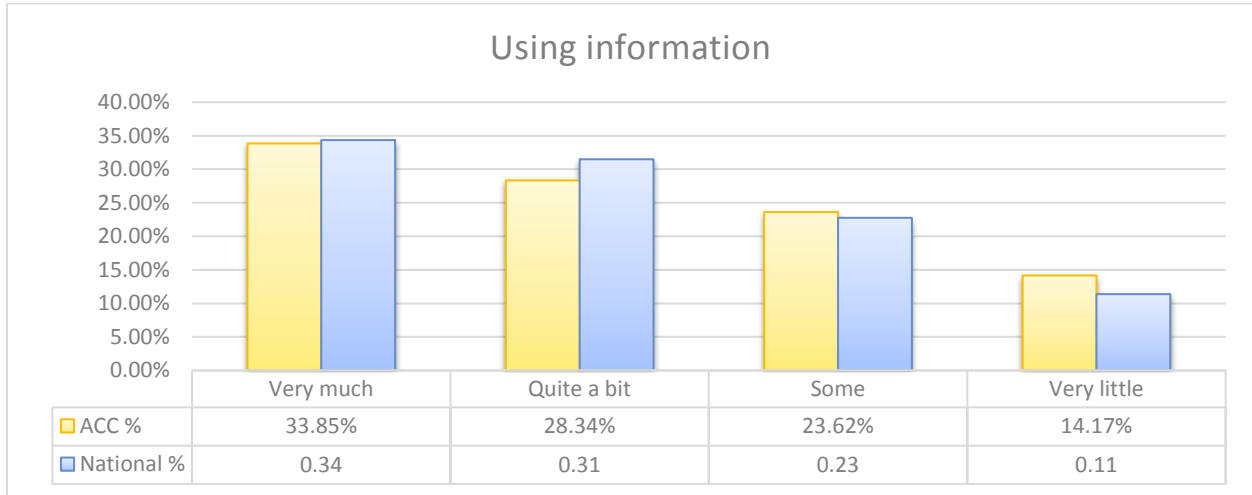


**Analysis:**

- Almost 60 % of ACC respondents (59.9%) reported they *Often or Very Often* "applying theories or concepts to....." which is lower (-7.2p.p.) Than the study average of 67.2%.
- Over 10 % of ACC respondents (13.9%) reported them *Never* "applying theories or concepts to....."

## CCCSE- SOSE SURVEY OF ONLINE STUDENT ENGAGEMENT

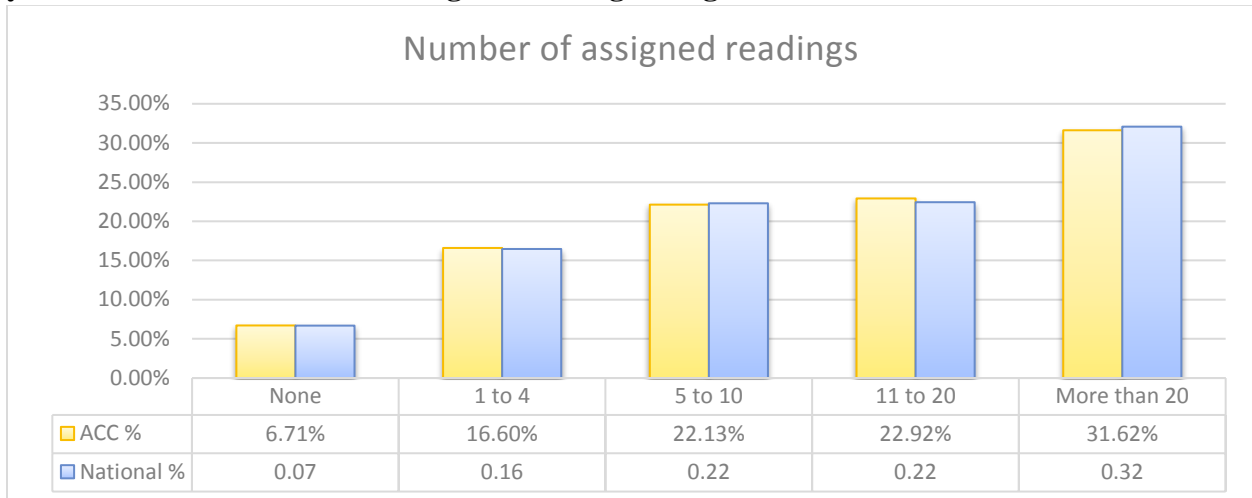
During the current school year, how much has your ONLINE coursework at this college emphasized the following mental activities - Using information you have read or heard to perform a new skill?



**Analysis:**

- Over 60 % of ACC respondents (62.2%) reported they *Often or Very Often* "using information you have ready or heard to perform..." which is lower (-3.7p.p.) Than the study average of 65.9%.
- Over 10 % of ACC respondents (14.2%) reported them *never* "using information you have ready or heard to perform..."

During the current school year, about how much reading and writing have you done for your ONLINE...-Number of assigned readings using online resources



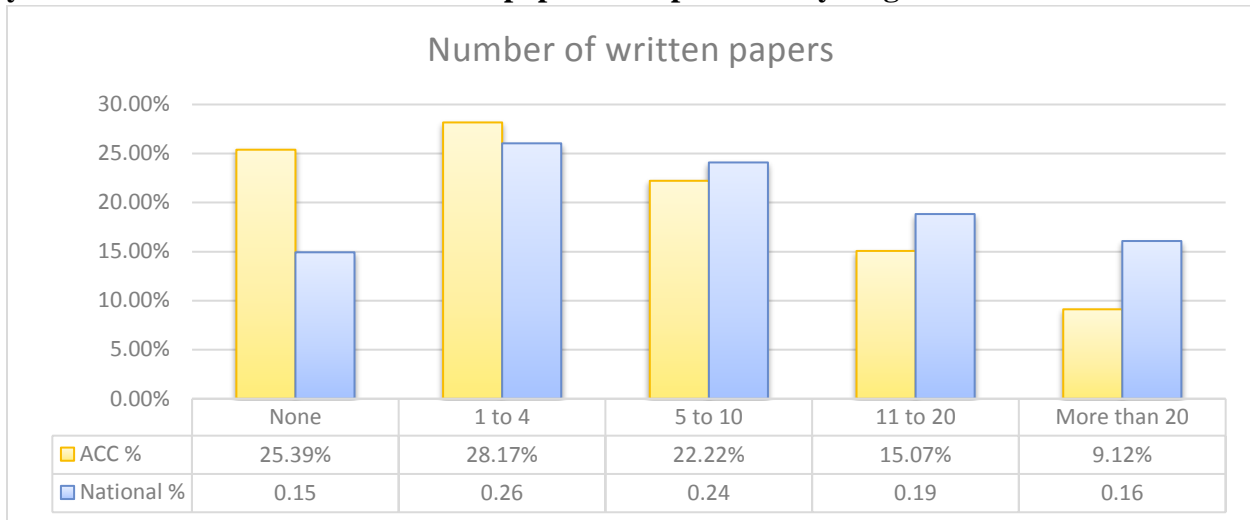
**Analysis:**

- Less than one quarter of ACC respondents (23.3%) reported they used *NONE to 4 ONLINE* "number of online resources....." which is higher (0.1p.p.) than the study average of 23.2%.
- Over 50% of ACC respondents (54.5%) reported they used *more than 11* "using information you have ready or heard to perform..."

## CCCSE- SOSE

### SURVEY OF ONLINE STUDENT ENGAGEMENT

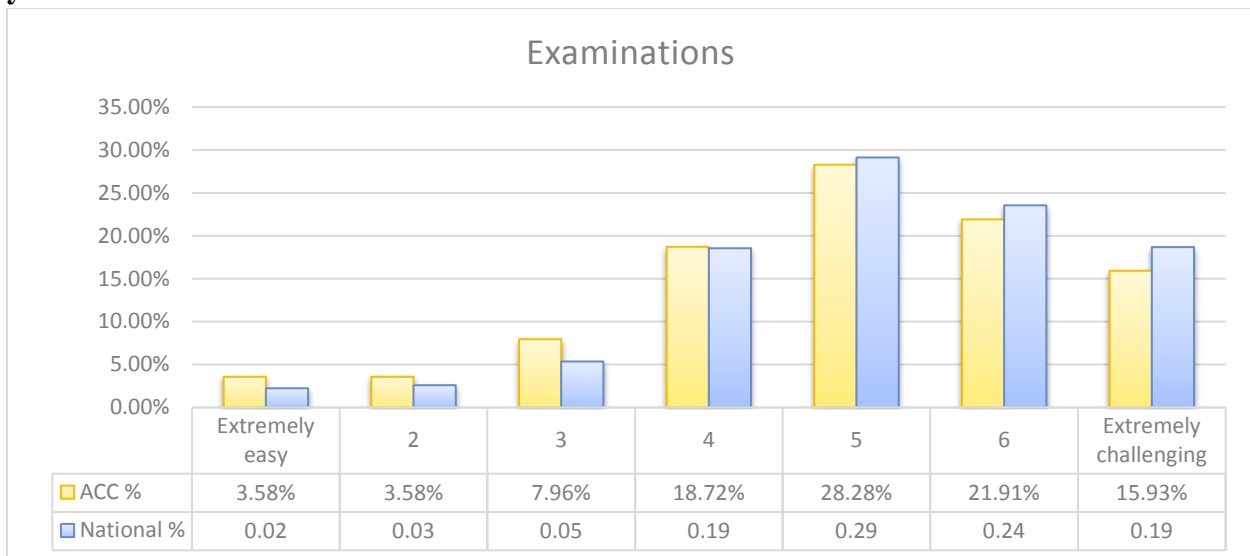
During the current school year, about how much reading and writing have you done for your ONLINE...-Number of written papers or reports of any length



**Analysis:**

- Over 50% ACC respondents (53.6 %) reported they completed *NONE to 4 ONLINE* “number of written papers or reports of any length.....” which is higher (12.6p.p.) than the study average of 41.0%.
- Almost one quarter of ACC respondents (24.2%) reported they completed *more than 11* " number of written papers or reports of any length....."

To what extent have your examinations in your ONLINE classes during the current school year cha...-Please choose



**Analysis:**

- Over 10% of ACC respondents (15.9%) reported that examinations were "extremely challenging", which is lower (-2.8p.p) than the study average of 18.7%
- 18.7% of ACC respondents reported that the examinations were " average) [rating of 4]
- Only 3.6% of ACC respondents reported that examinations were "extremely easy"

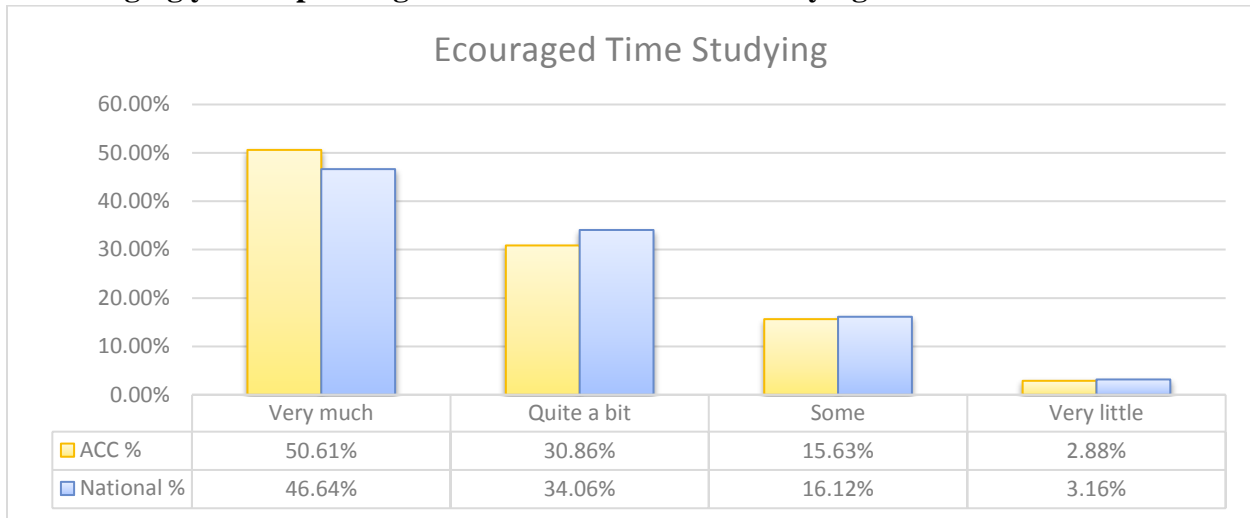
CCCSE- SOSE  
SURVEY OF ONLINE STUDENT ENGAGEMENT

# Support for Learners

## CCCSE- SOSE

### SURVEY OF ONLINE STUDENT ENGAGEMENT

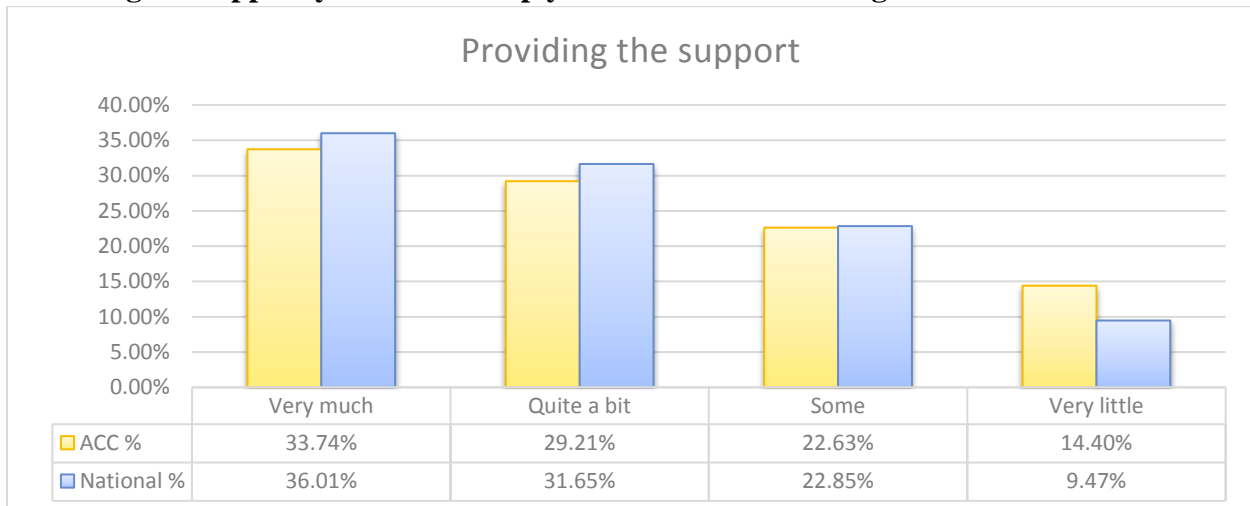
**How much does this college emphasize each of the following in its ONLINE classes?-**  
**Encouraging you to spend significant amounts of time studying**



**Analysis:**

- Just over 80% of ACC respondents (81.5%) reported that that they are *Very Much or quite a Bit* “encouraging you to spend significant amounts of time studying....” which is higher (0.8p.p.) Than the study average 80.7%)
- 2.9% ACC respondents reported that that they *Very little* "encouraging you to spend significant amounts of time studying...."

**How much does this college emphasize each of the following in its ONLINE classes?-**  
**Providing the support you need to help you succeed at this college**



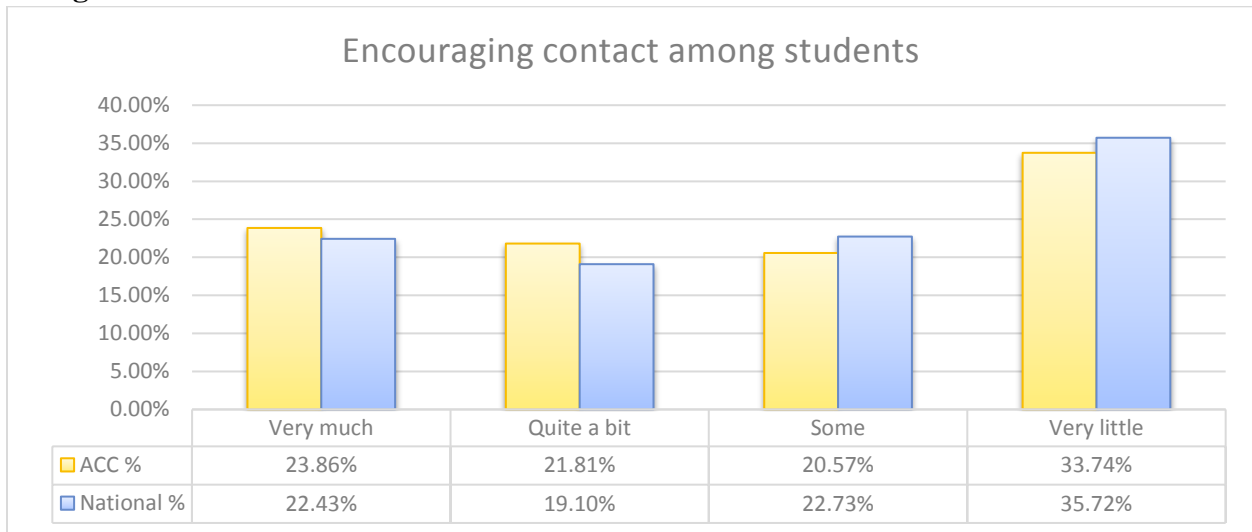
**Analysis:**

- 63.0% of ACC respondents reported that *Very Much or Quite a Bit* “providing the support you need to help you succeed....” which is lower (-4.7p.p.) Than the study average 67.7%)
- Over 10% ACC respondents (14.4%) reported that *Very little* "providing the support you need to help you succeed...."

## CCCSE- SOSE

### SURVEY OF ONLINE STUDENT ENGAGEMENT

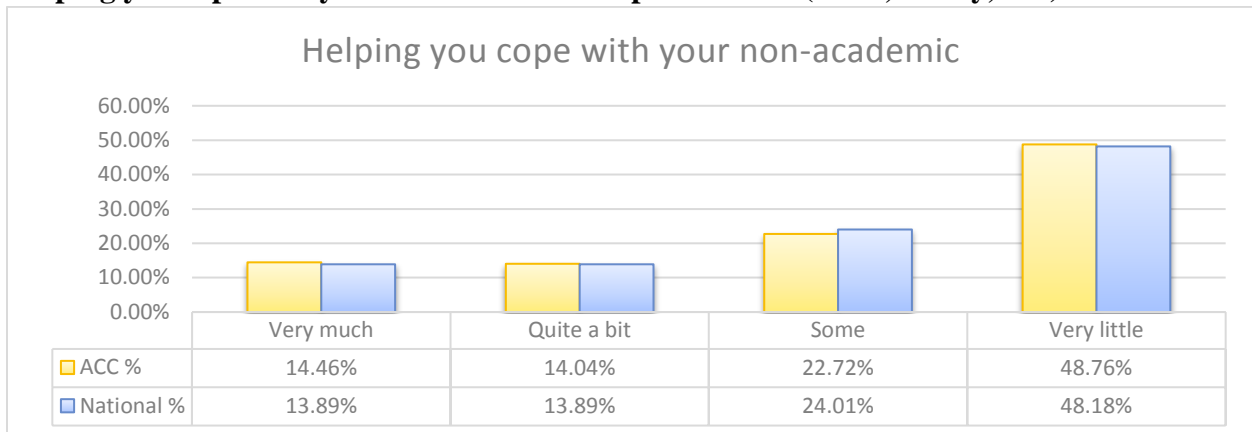
**How much does this college emphasize each of the following in its ONLINE classes?-**  
**Encouraging contact among students from different economic, social, and racial or ethnic backgrounds**



**Analysis:**

- Almost 50% of ACC respondents (45.7%) reported that that they are *Very Much or Quite a Bit* “encouraging contact among students from different.....” which is higher (4.1p.p.) than the study average 41.5%)
- Over one third of ACC respondents (33.7%) reported that that they *Very little* "encouraging contact among students from different....."

**How much does this college emphasize each of the following in its ONLINE classes?-**  
**Helping you cope with your non-academic responsibilities (work, family, etc.)**



**Analysis:**

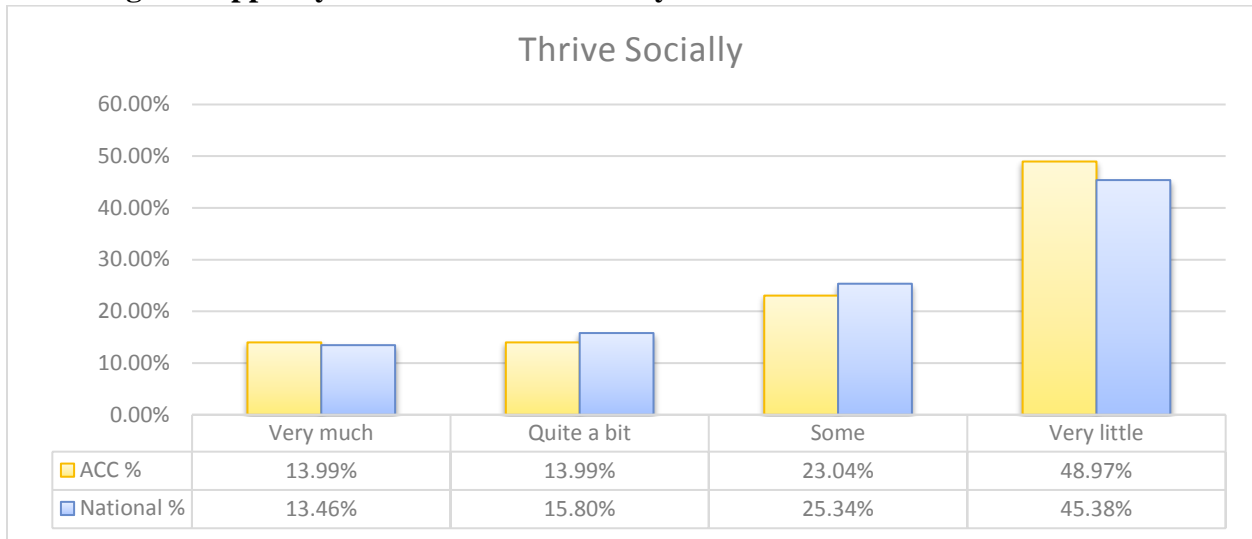
- Less than one third 30% of ACC respondents (28.5%) reported that they are *Very Much or Quite a Bit* “helping you cope with your non-academic....” which is higher (0.7p.p.) Than the study average 27.8%)
- Almost 50% ACC respondents reported (48.8%) that they *Very little* "helping you cope with your non-academic...."



## CCCSE- SOSE

### SURVEY OF ONLINE STUDENT ENGAGEMENT

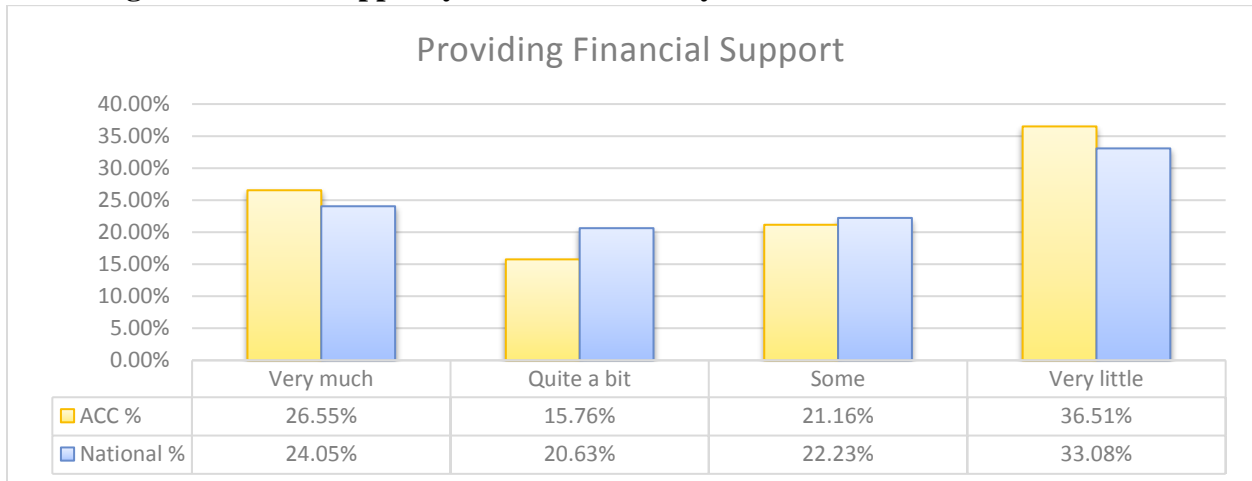
**How much does this college emphasize each of the following in its ONLINE classes?-**  
**Providing the support you need to thrive socially**



**Analysis:**

- Almost one third of ACC respondents (28.0%) reported that they are *Very Much or Quite a Bit* "support you need to thrive socially....." , which is lower (-1.3p.p.) Than the study average 29.3%)
- Almost 50% ACC respondents reported (49.0%) reported that they *Very little* "support you need to thrive socially....."

**How much does this college emphasize each of the following in its ONLINE classes?-**  
**Providing the financial support you need to afford your education**



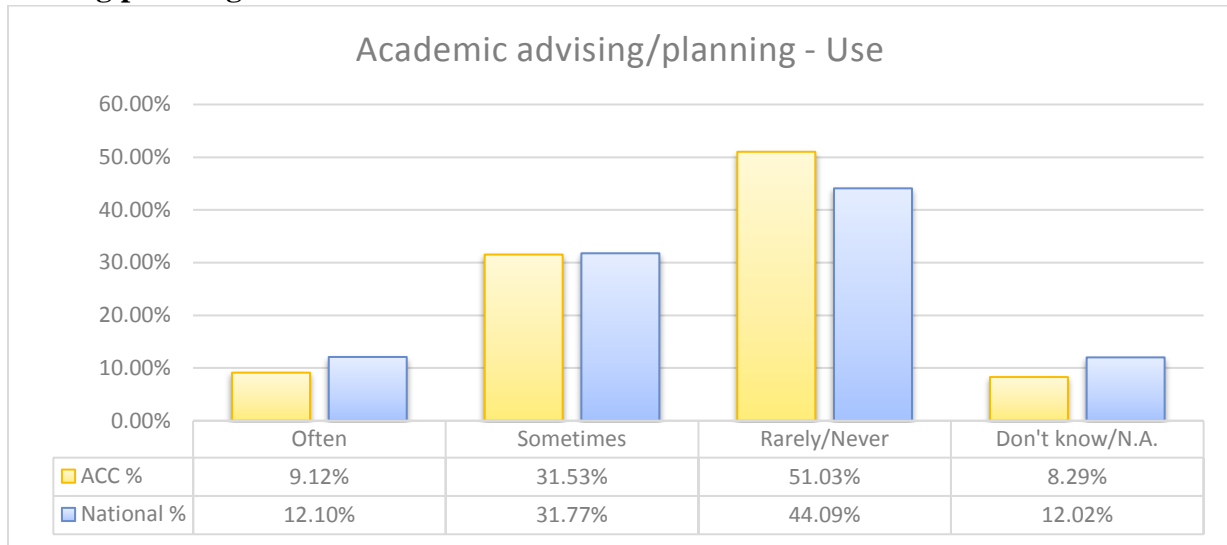
**Analysis:**

- 42.3% of ACC respondents reported that they are *Very Much or Quite a Bit* "providing the financial support you need to afford your education...." , which is lower (-2.4p.p.) Than the study average 44.7%)
- Over one third of ACC respondents (36.5%) reported that that they *Very little* "providing the financial support you need to afford your education...."

## CCCSE- SOSE

### SURVEY OF ONLINE STUDENT ENGAGEMENT

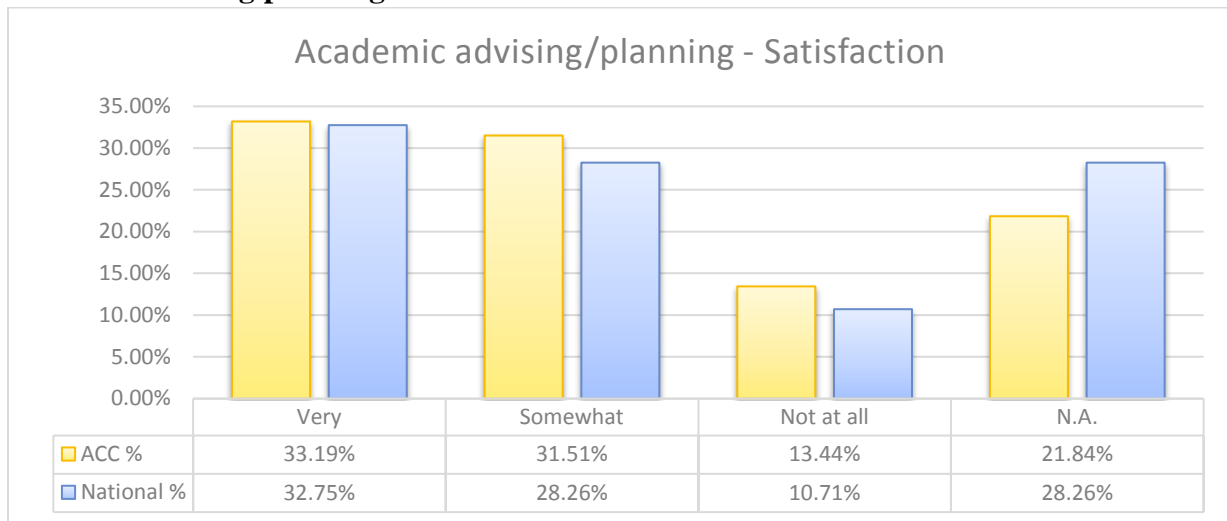
**HOW OFTEN do you use the following services AT THIS COLLEGE? : Academic advising/planning**



**Analysis:**

- Over 50% of ACC respondents (51.0%) reported that they *Rarely/Never* “use academic advising/ planning...” which is higher (6.9p.p.) than the study average 44.1%
- Also, less than 10% of ACC respondents (9.1%) reported that they *Often* “use academic advising/ planning...” which is lower (-3.0p.p.) than the study average 12.1%

**How satisfied are you with the following services AT THIS COLLEGE? : Satisfaction- Academic advising/planning** \* not officially part of benchmark



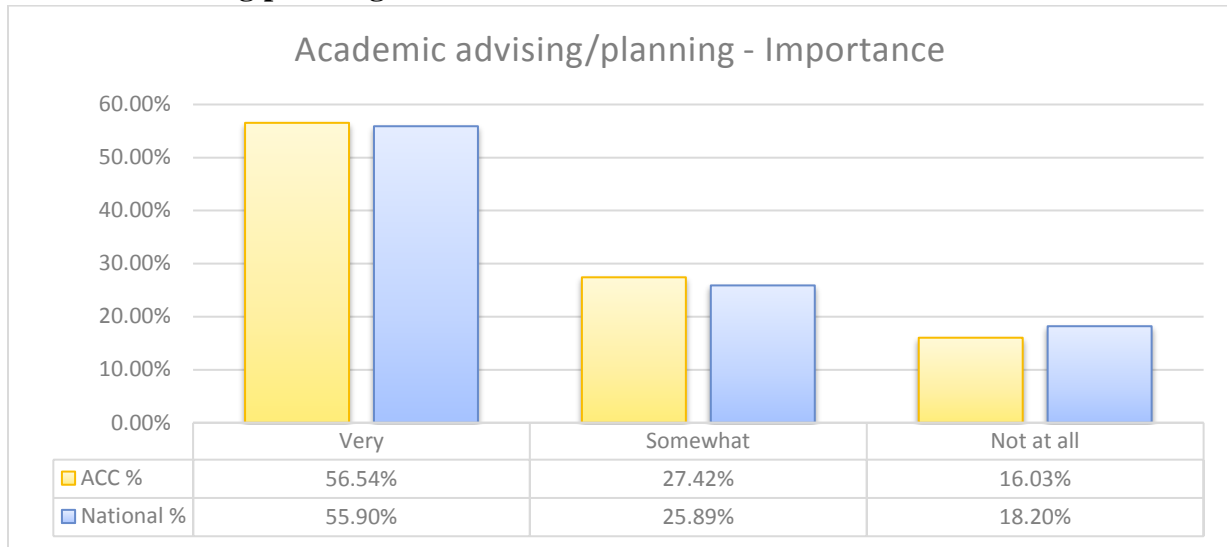
**Analysis:**

- Over one third of ACC respondents (33.2%) reported that they *Very Satisfied* with “academic advising/ planning..” which is slightly higher (0.4p.p.) than the study average 32.8%
- Over 10% of ACC respondents (13.4%) reported that they were *Not at All Satisfied* with “academic advising/ planning..” which is higher (2.7p.p.) than the study average 10.7%

## CCCSE- SOSE

### SURVEY OF ONLINE STUDENT ENGAGEMENT

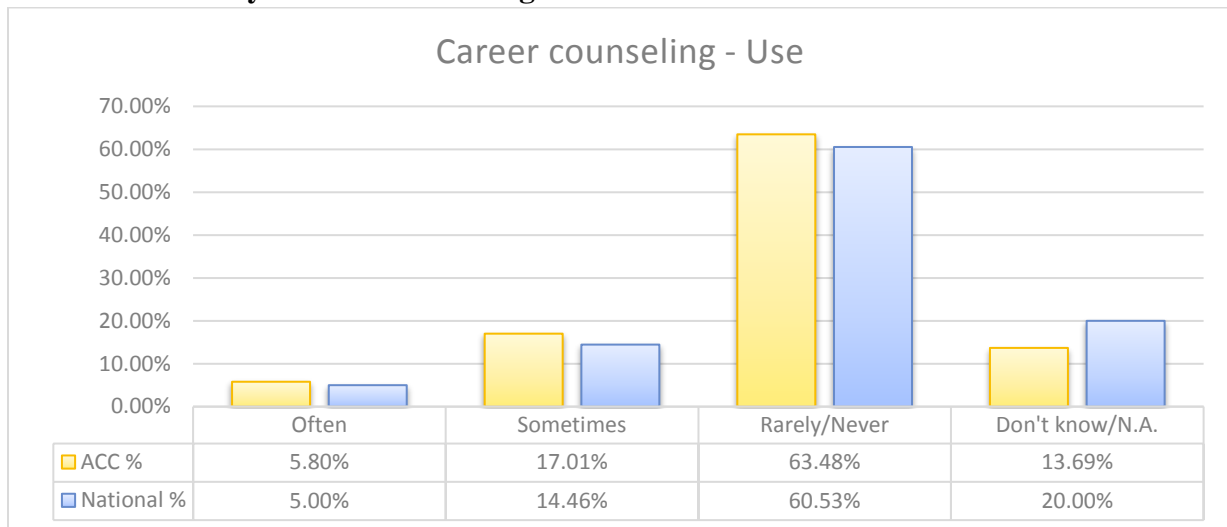
**How important are the following services to you AT THIS COLLEGE? : Importance- Academic advising/planning** \* not officially part of benchmark



**Analysis:**

- Over 50.0% ACC respondents (56.5%) reported that they *Very Important with "academic advising/ planning ...."*, which is higher (0.6p.p.) than the study average 55.9%
- Over 10% of ACC respondents (16.0%) reported that they were *Not at All Important with "academic advising/ planning ...."*, which is lower (-2.2p.p.) than the study average 18.2%

**HOW OFTEN do you use the following services AT THIS COLLEGE? : Career counseling**



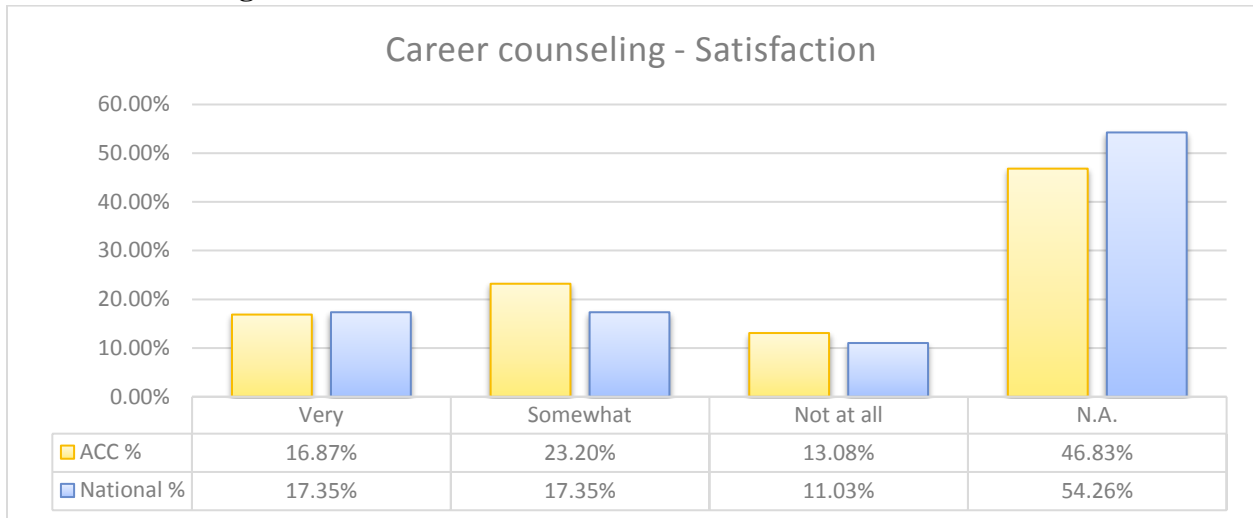
**Analysis:**

- Over 60% of ACC respondents (63.5%) reported that they *Rarely/Never "use career counseling..."* which is higher (3.0p.p.) than the study average 60.5%
- A very small percentage of ACC respondents (5.8%) reported that they *Often "use career counseling..."* which is slightly higher (0.8p.p.) than the study average 5.0%

## CCCSE- SOSE

### SURVEY OF ONLINE STUDENT ENGAGEMENT

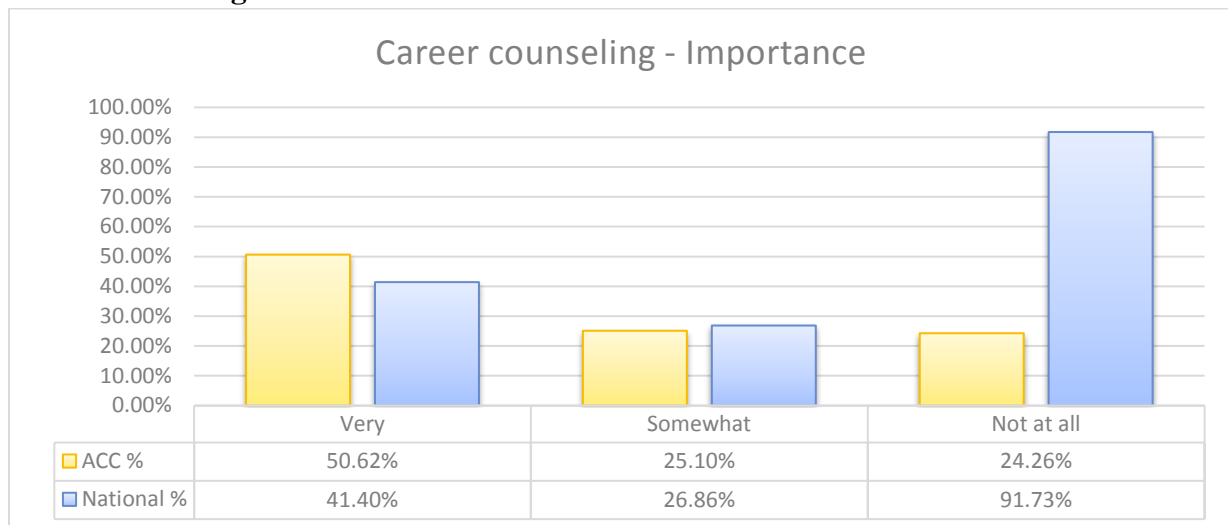
**How satisfied are you with the following services AT THIS COLLEGE? : Satisfaction- Career counseling** \* not officially part of benchmark



**Analysis:**

- 16.9% ACC respondents reported that they *Very Satisfied with "career counseling...."* which is lower (-0.5p.p.) than the study average 17.4%
- Over 10% of ACC respondents (13.1%) reported that they were *Not at All satisfied with "career counseling...."* which is higher (2.0p.p.) than the study average 11.0%

**How important are the following services to you AT THIS COLLEGE? : Importance- Career counseling** \* not officially part of benchmark



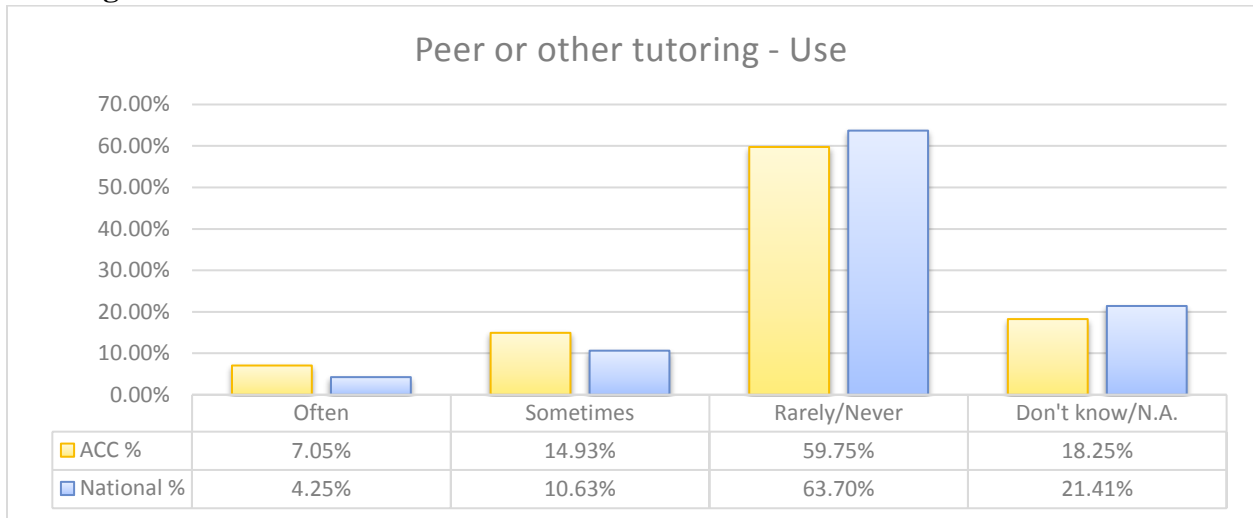
**Analysis:**

- Over 50.0% ACC respondents (50.6%) reported that they *Very Important with "career counseling...."* which is higher (9.2p.p.) than the study average 41.4%
- Almost one quarter of ACC respondents (24.3%) reported that they were *Not at All Important with "career counseling...."*, which is lower (-7.5p.p.) than the study average 31.7%

## CCCSE- SOSE

### SURVEY OF ONLINE STUDENT ENGAGEMENT

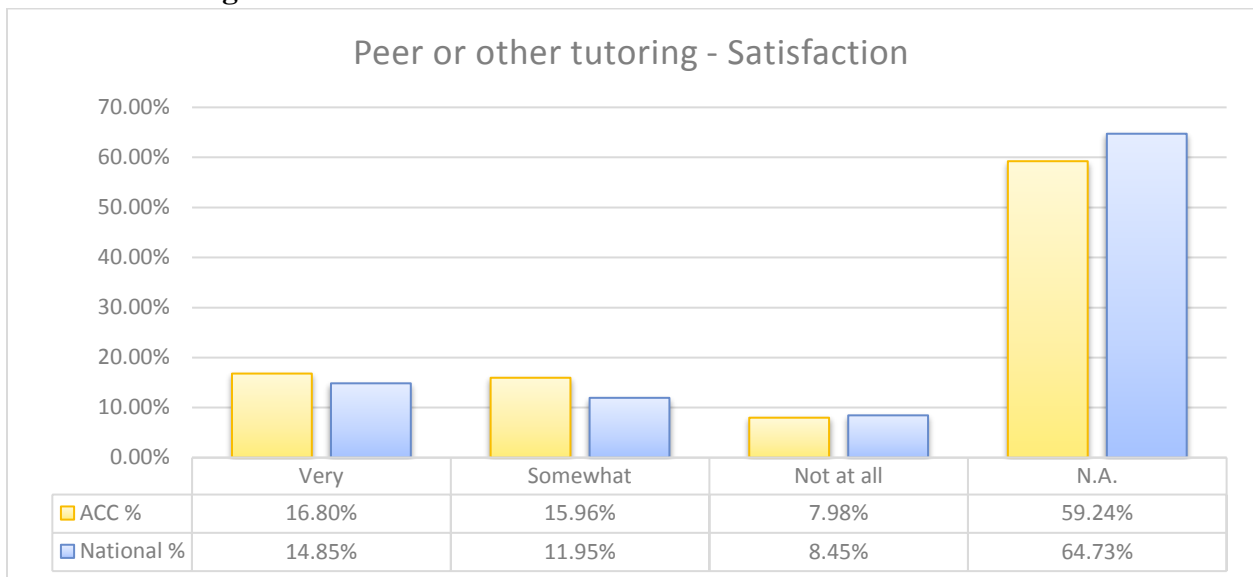
**HOW OFTEN do you use the following services AT THIS COLLEGE? : Peer or other tutoring**



**Analysis:**

- Almost 60% of ACC respondents (59.8%) reported that they *Rarely/Never* “peer or other tutoring...” which is lower (-4.0p.p.) than the study average 63.7%
- Less than 10% of ACC respondents (7.1%) reported that they *Often* “peer or other tutoring...” which is higher (2.8p.p.) than the study average 4.3%

**How satisfied are you with the following services AT THIS COLLEGE? : Satisfaction-Peer or other tutoring** \* not officially part of benchmark



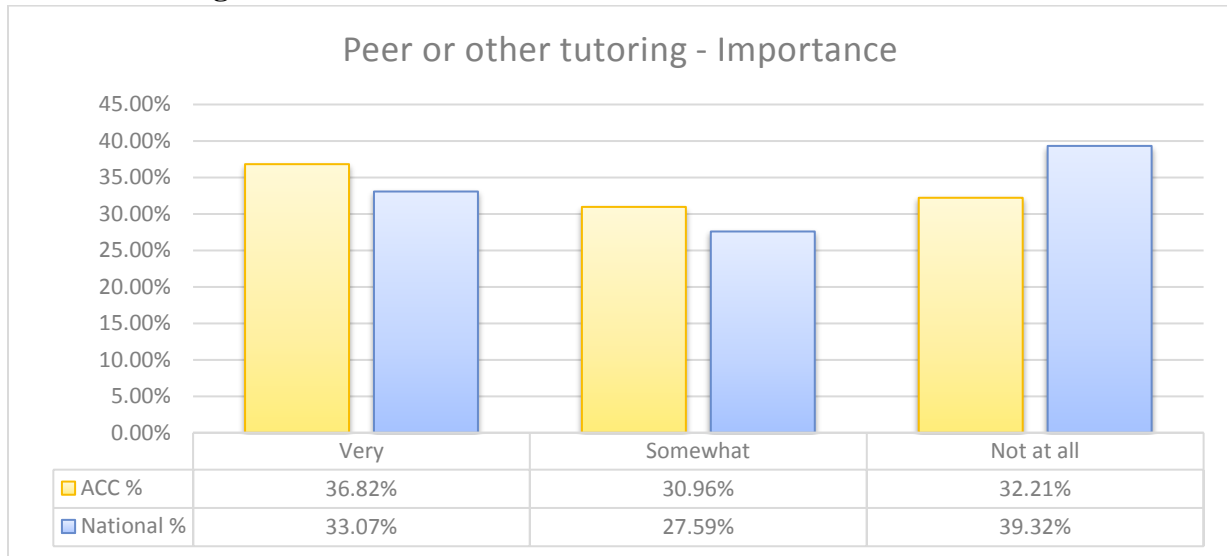
**Analysis:**

- 16.8% ACC respondents reported that they *Very satisfied* with “peer or other tutoring...” which is higher (2.0p.p.) than the study average 14.9%
- Under 10% of ACC respondents (8.0%) reported that they were *Not at All Satisfied* with “peer or other tutoring...”, which is lower (-0.5p.p.) than the study average 8.5%

## CCCSE- SOSE

### SURVEY OF ONLINE STUDENT ENGAGEMENT

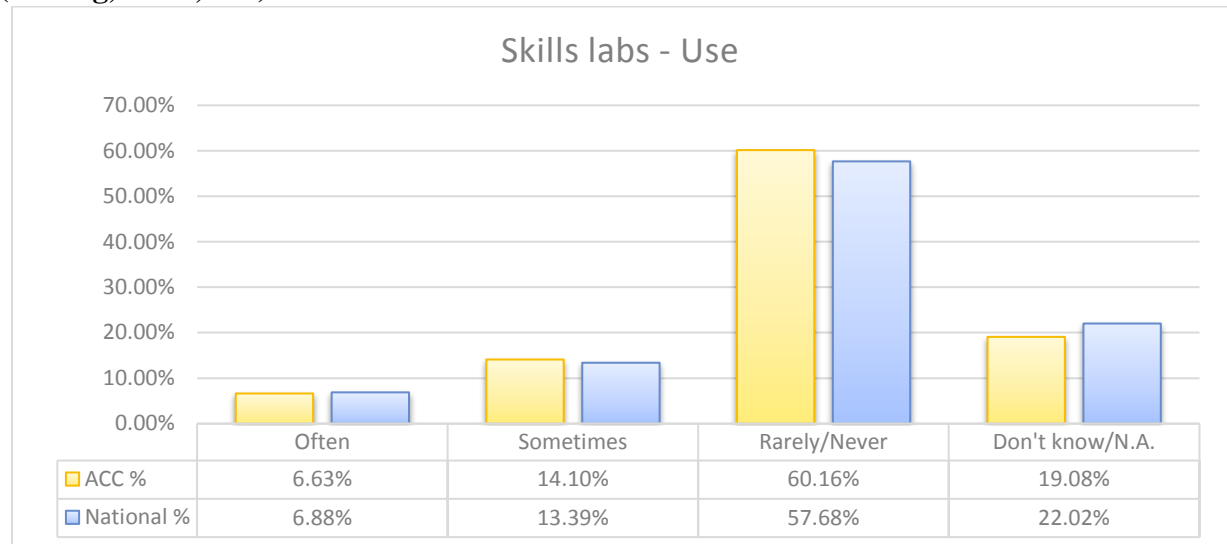
**How important are the following services to you AT THIS COLLEGE? : Importance-Peer or other tutoring** \* not officially part of benchmark



**Analysis:**

- Over one third of ACC respondents (36.8%) reported that they *Very Important* with "peer or other tutoring....", which is higher (3.7 p.p.) than the study average 33.1%
- Over one third of ACC respondents (32.3%) reported that they *Not at All Important* with "peer or other tutoring...." which is lower (-7.1p.p.) than the study average 39.3%

**HOW OFTEN do you use the following services AT THIS COLLEGE? : Skills labs (writing, math, etc.)**



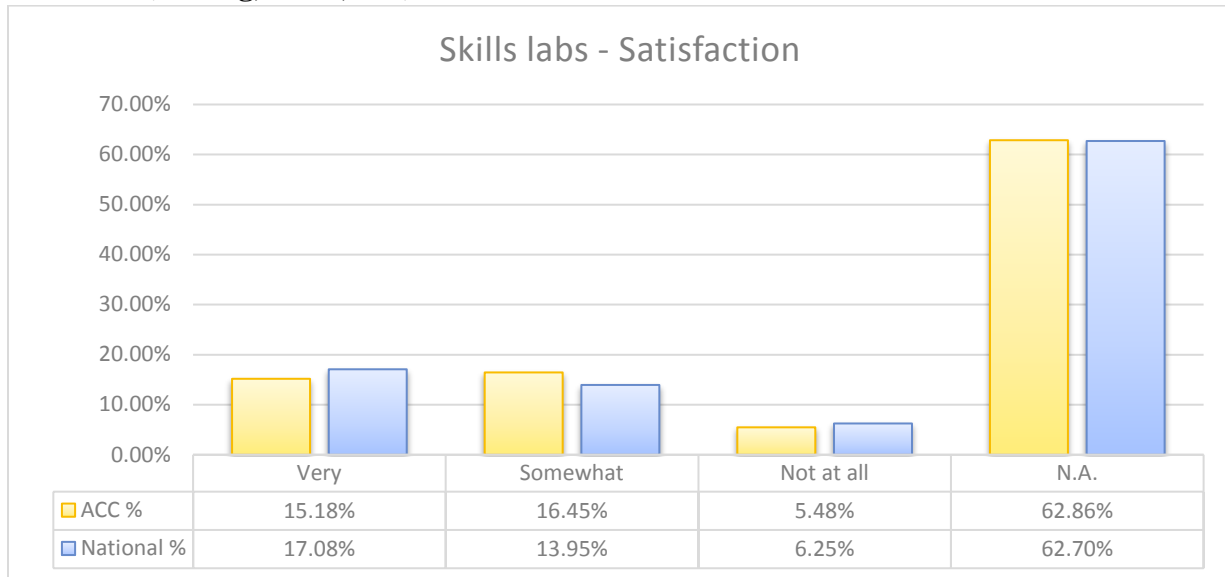
**Analysis:**

- Just over 60% of ACC respondents (60.2%) reported that they *Rarely/Never use* "skills labs (writing/math, etc.)..." which is higher (2.5p.p.) than the study average 57.7%
- Less than 10% of ACC respondents (6.6%) reported that they *often use* "skills labs (writing/math, etc.)..." which is lower (-0.2p.p.) than the study average 6.9%

## CCCSE- SOSE

### SURVEY OF ONLINE STUDENT ENGAGEMENT

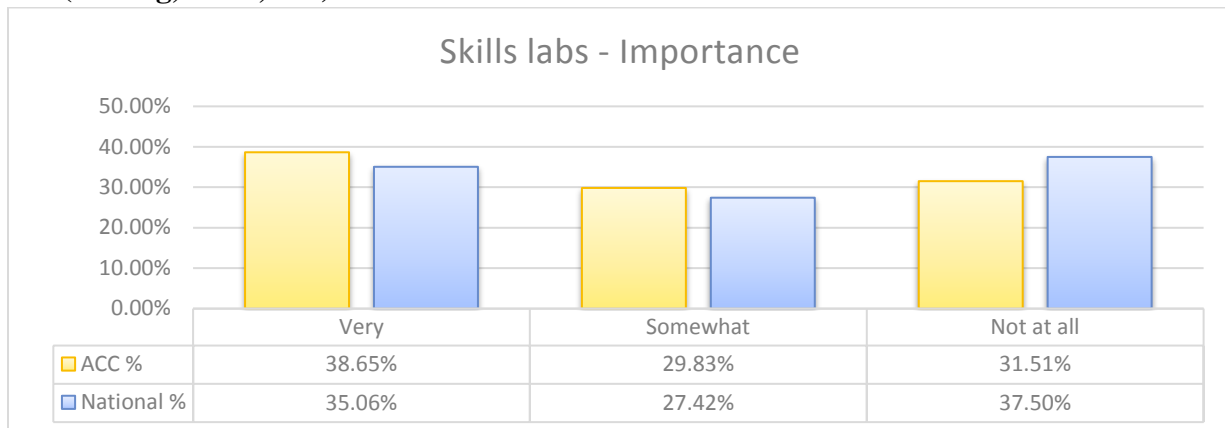
**How satisfied are you with the following services AT THIS COLLEGE? : Satisfaction-Skills labs (writing, math, etc.)** \* not officially part of benchmark



**Analysis:**

- 15.2% ACC respondents reported that they *Very Satisfied with Skills labs (writing, math, etc.)....*", which is lower (-1.9p.p.) than the study average 17.1%
- 5.5% of ACC respondents reported that they *were Not at All Satisfied with Skills labs (writing, math, etc.)....*", which is lower (-0.8p.p.) than the study average 6.3%

**How important are the following services to you AT THIS COLLEGE? : Importance-Skills labs (writing, math, etc.)** \* not officially part of benchmark




**Analysis:**

- Over one third of ACC respondents (38.7%) reported that they *Very Important with "Skills Labs (writing, math, etc.)...."*, which is higher (3.6p.p.) than the study average 35.1%
- Over one third of ACC respondents (31.5%) reported that they *were Not at All satisfied with "Skills Labs (writing, math, etc.)...."*, which is lower (-6.0p.p.) than the study average 37.5%

## CCCSE- SOSE SURVEY OF ONLINE STUDENT ENGAGEMENT

The one response that best describes my experience with college orientation when I first came to...



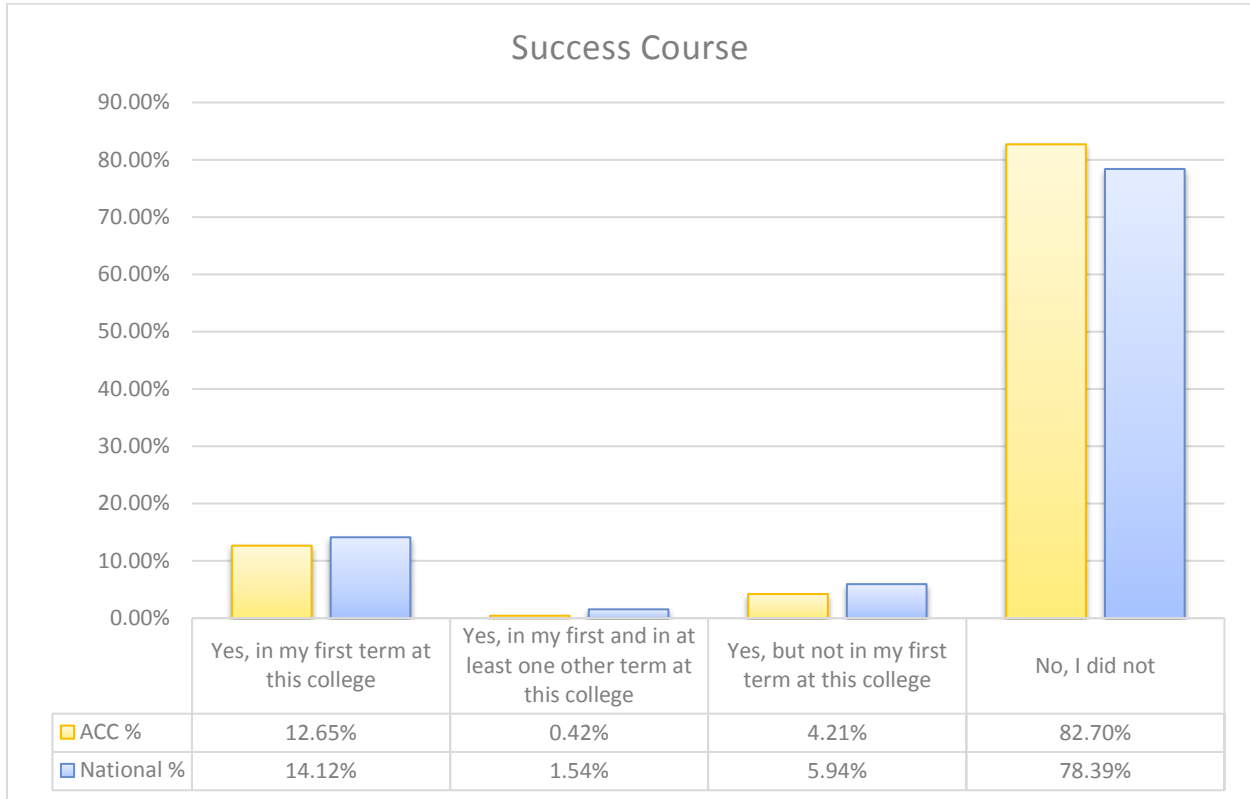
**Analysis:**

- Over 60% of ACC respondents (61.6%) reported that they "took part in online orientation prior to classes..." which is higher (22.8p.p.) than the study average 38.8%
- Combined, over one quarter of ACC respondents (25.3%) reported that they "were not aware of nor was aware and chose not to attend....." which is lower (-17.3p.p.) than the study average (42.6%)



## CCCSE- SOSE SURVEY OF ONLINE STUDENT ENGAGEMENT

**During my first term at this college, I enrolled in a student success course (such as a student d...**

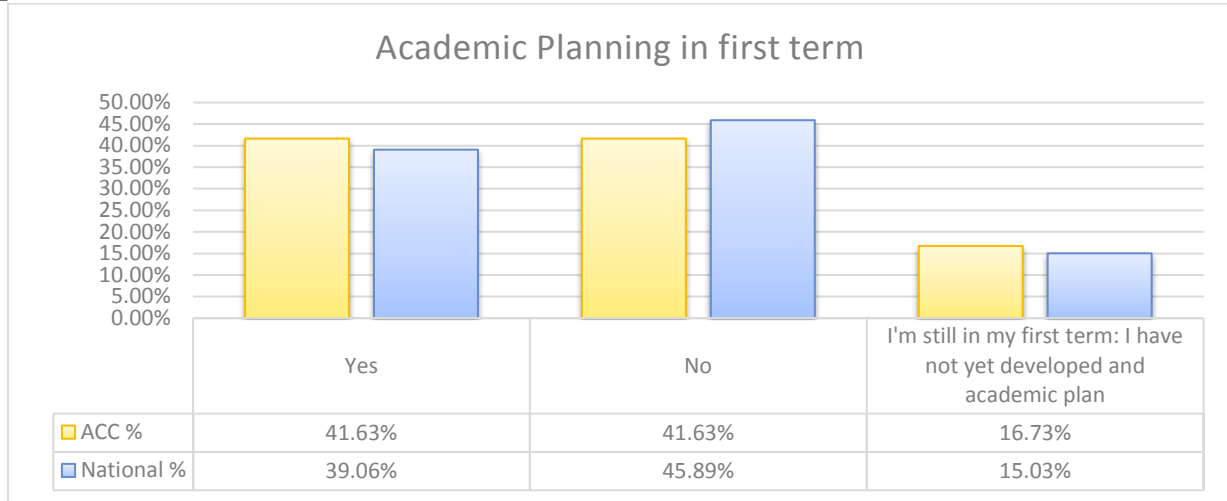


**Analysis:**

- Over 80% of ACC respondents (82.7 %) reported that they "did not enroll in a student success course during their first term..." which is higher (4.3p.p.) than the study average 78.4%
- Just over 10% of ACC respondents (12.7%) reported that they "did enroll in a student success course during their first term..." which is lower (-1.5p.p.) Than the study average (14.1%)

## CCCSE- SOSE SURVEY OF ONLINE STUDENT ENGAGEMENT

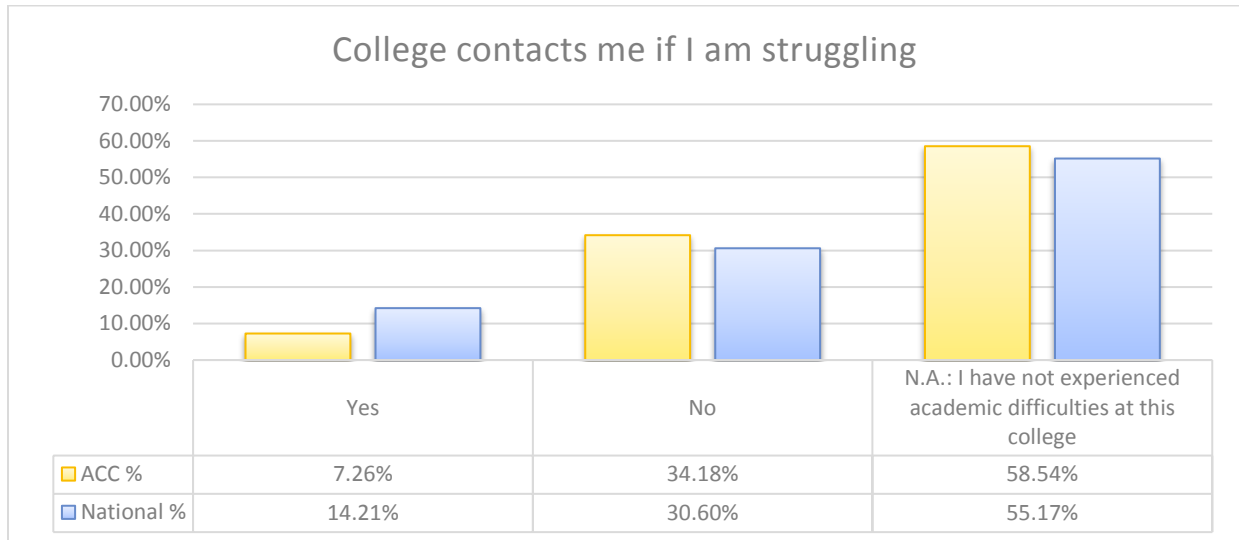
**Before the end of my first term at this college, an advisor helped me develop an academic plan (a...**



**Analysis:**

- Over 40% of ACC respondents (41.6%) reported **YES** that "advisor helped them develop and academic plan....." which is higher (2.6p.p.) than the study average 39.1%
- Over 40% of ACC respondents (41.6%) reported **NO** that, "advisor helped them develop and academic plan....." which is lower (-4.3p.p.) Than the study average (45.9%)

**Someone at this college contacts me if I am struggling with my studies to help me get the assistance I need?**



**Analysis:**

- Over one third of ACC respondents (34.2%) reported **NO** that “to being contacted by someone in college if struggling....” which is higher (3.6p.p.) than the study average 30.6%
- Less than 10% of ACC respondents (7.3%) reported **YES** that, “to being contacted by someone in college if struggling....” which is lower (-7.0p.p.) than the study average 14.2%