

**PRELIMINARY ENROLLMENT REPORTS
HIGH DEMAND REPORTS
HEADCOUNT ATTRITION SUMMARY**

SUMMER 2001

Austin Community College

**Martha Oburn, Associate Vice President
Data as of September 4, 2001**

**Preliminary Enrollment Summary
Summer 2001
Table of Contents**

	<u>Page</u>
1. Unduplicated Student Headcount Collegewide - Summer, 2001	2
2. Uncombined Sections, Enrollments, & Contact Hours by Campus - Made Sections Only - Summer, 2001	3
3. Duplicated Headcount by Campus by Local Zip Code - Summer, 2001	4
4. Uncombined Sections, Enrollments, & Contact Hours, by Campus and Discipline (made sections only) - Summer, 2001	13
5. Enrollments and Contact Hours (in Descending Order of Contact Hours) - Summer, 2001	29
6. Campus High Demand Report - Students Turned Away by Campus by Course - Summer, 2001	32
7. Headcount Attrition Summary - Final Status of Students who Demand Full Classes in Descending Order of "Did Not Find Another" - "All Campuses Included" - Summer, 2001	51
8. Headcount Attrition Summary - Final Status of Students who Demand Full Classes in Descending Order of "Did Not Find Another" - "Main Campuses Only" - Summer, 2001	60
9. Headcount Attrition History 1997 - 2001	69

Austin Community College
OIE

Preliminary Enrollment Reports
1. Unduplicated Student Headcount Collegewide
Summer, 2001

COLLEGE UNDUPLICATED HEADCOUNT

19,961

Note: headcount is an unduplicated count for the College.

Austin Community College
OIE

Preliminary Enrollment Reports
2. Uncombined Sections, Enrollments, Contact Hours by Campus
Made Sections Only - Summer, 2001

<u>Campus</u>	Made Sections	% Sections	Enrollment	% Enrollment	Contact Hours	% Contact Hours	Cancelled Sections	% Cancelled Sections
CYPRESS	59	3.3%	1,117	3.3%	63,280	3.2%	6	2.5%
EASTVIEW	77	4.3%	938	2.8%	65,088	3.3%	22	9.2%
NORTHRIDGE	478	26.9%	8,372	24.7%	498,504	25.1%	57	23.8%
PINNACLE	89	5.0%	1,620	4.8%	96,768	4.9%	4	1.7%
RIO GRANDE	382	21.5%	7,968	23.5%	467,008	23.5%	35	14.6%
RIVERSIDE	395	22.2%	5,913	17.5%	388,256	19.5%	61	25.4%
EXT. CENTERS	43	2.4%	460	1.4%	31,504	1.6%	27	11.3%
TELECOM	188	10.6%	6,092	18.0%	301,520	15.2%	17	7.1%
SITE BASED	69	3.9%	1,394	4.1%	74,144	3.7%	11	4.6%
TOTAL	1,780	100%	33,874	100%	1,986,072	100%	240	100%

Austin Community College
OIE

Preliminary Enrollment Reports
3. Duplicated Headcount by Campus by Local Zip Code
Summer, 2001

Region	Zip Code		CYP	EVC	NRG	PIN	RGC	RVS	EXT. CTR.	TELE	SITE BASED
Central E. Austin	78702	Sum	1	26	34	2	61	89	7	36	2
		% of Campus	0.1%	3.3%	0.6%	0.2%	1.1%	2.2%	2.0%	0.8%	0.2%
	78721	Sum		23	7	2	8	33	7	12	2
		% of Campus		2.9%	0.1%	0.2%	0.1%	0.8%	2.0%	0.3%	0.2%
	78722	Sum	3	12	43	4	54	31	5	21	
		% of Campus	0.3%	1.5%	0.8%	0.3%	1.0%	0.8%	1.4%	0.5%	
	78723	Sum	11	52	128	7	126	82	12	110	2
		% of Campus	1.2%	6.5%	2.3%	0.5%	2.3%	2.0%	3.4%	2.6%	0.2%
	78752	Sum	5	22	130	5	64	49	9	58	4
		% of Campus	0.5%	2.8%	2.3%	0.4%	1.2%	1.2%	2.5%	1.4%	0.4%
Group Total		Sum	20	135	342	20	313	284	40	237	10
		% of Campus	2.2%	17.0%	6.1%	1.5%	5.6%	6.9%	11.2%	5.5%	1.0%
Central W. Austin	78701	Sum		9	21	4	91	23	1	36	
		% of Campus		1.1%	0.4%	0.3%	1.6%	0.6%	0.3%	0.8%	
	78703	Sum	3	10	62	12	208	57	6	91	1
		% of Campus	0.3%	1.3%	1.1%	0.9%	3.7%	1.4%	1.7%	2.1%	0.1%
	78705	Sum	18	25	235	60	1,243	331	17	835	13
		% of Campus	2.0%	3.1%	4.2%	4.6%	22.4%	8.1%	4.8%	19.5%	1.3%
	78711	Sum		2	2		3			1	
		% of Campus		0.3%	0.0%		0.1%			0.0%	
	78712	Sum					1			1	
		% of Campus					0.0%			0.0%	
	78751	Sum	8	17	106	11	260	76	7	131	4
		% of Campus	0.9%	2.1%	1.9%	0.8%	4.7%	1.9%	2.0%	3.1%	0.4%
	78756	Sum	3	2	53	4	61	31	1	27	2
		% of Campus	0.3%	0.3%	0.9%	0.3%	1.1%	0.8%	0.3%	0.6%	0.2%
	78757	Sum	11	13	182	11	108	54	6	80	4
		% of Campus	1.2%	1.6%	3.2%	0.8%	1.9%	1.3%	1.7%	1.9%	0.4%

Austin Community College
OIE

Preliminary Enrollment Reports
3. Duplicated Headcount by Campus by Local Zip Code
Summer, 2001

Region	Zip Code	CYP	EVC	NRG	PIN	RGC	RVS	EXT. CTR.	TELE	SITE BASED	
Central W. Austin	78763	Sum	1			1	1				
		% of Campus	0.1%			0.0%	0.0%				
	Group Total	Sum	43	79	661	102	1,976	573	38	1,202	24
		% of Campus	4.7%	9.9%	11.7%	7.8%	35.5%	14.0%	10.6%	28.0%	2.4%
North Austin	78714	Sum	1								
		% of Campus	0.0%								
	78727	Sum	22	8	240	3	42	33	6	60	8
		% of Campus	2.4%	1.0%	4.3%	0.2%	0.8%	0.8%	1.7%	1.4%	0.8%
	78731	Sum	12	12	233	14	194	70	5	137	3
		% of Campus	1.3%	1.5%	4.1%	1.1%	3.5%	1.7%	1.4%	3.2%	0.3%
	78753	Sum	12	28	356	7	107	103	12	89	7
		% of Campus	1.3%	3.5%	6.3%	0.5%	1.9%	2.5%	3.4%	2.1%	0.7%
	78755	Sum			1					1	
		% of Campus			0.0%					0.0%	
	78758	Sum	31	22	620	17	113	86	15	122	4
		% of Campus	3.4%	2.8%	11.0%	1.3%	2.0%	2.1%	4.2%	2.8%	0.4%
	78759	Sum	44	16	390	22	149	71	8	174	15
		% of Campus	4.8%	2.0%	6.9%	1.7%	2.7%	1.7%	2.2%	4.1%	1.5%
	78761	Sum			1						
		% of Campus			0.0%						
	78765	Sum			1		2	1		1	
		% of Campus			0.0%		0.0%	0.0%		0.0%	
	78766	Sum			1						
		% of Campus			0.0%						
Group Total	Sum	121	86	1,844	63	607	364	46	584	37	
	% of Campus	13.1%	10.8%	32.7%	4.8%	10.9%	8.9%	12.9%	13.6%	3.7%	
South Austin	78704	Sum	8	39	168	56	336	282	10	166	7
		% of Campus	0.9%	4.9%	3.0%	4.3%	6.0%	6.9%	2.8%	3.9%	0.7%

Austin Community College
OIE

Preliminary Enrollment Reports
3. Duplicated Headcount by Campus by Local Zip Code
Summer, 2001

Region	Zip Code		CYP	EVC	NRG	PIN	RGC	RVS	EXT. CTR.	TELE	SITE BASED
South Austin	78741	Sum	12	79	175	48	512	805	9	364	12
		% of Campus	1.3%	9.9%	3.1%	3.7%	9.2%	19.7%	2.5%	8.5%	1.2%
	78744	Sum	4	46	54	39	88	203	15	71	4
		% of Campus	0.4%	5.8%	1.0%	3.0%	1.6%	5.0%	4.2%	1.7%	0.4%
	78745	Sum	13	61	129	162	248	301	16	167	6
		% of Campus	1.4%	7.7%	2.3%	12.3%	4.5%	7.4%	4.5%	3.9%	0.6%
	78749	Sum	11	19	95	171	189	155	13	157	10
		% of Campus	1.2%	2.4%	1.7%	13.0%	3.4%	3.8%	3.6%	3.7%	1.0%
	78764	Sum	1								2
		% of Campus	0.1%								0.0%
Group Total	Sum	49	244	621	476	1,373	1,746	63	927	39	
	% of Campus	5.3%	30.7%	11.0%	36.2%	24.7%	42.7%	17.6%	21.6%	3.9%	
East Austin	78724	Sum	1	22	33	2	36	37	7	30	
		% of Campus	0.1%	2.8%	0.6%	0.2%	0.6%	0.9%	2.0%	0.7%	
	Group Total	Sum	1	22	33	2	36	37	7	30	
		% of Campus	0.1%	2.8%	0.6%	0.2%	0.6%	0.9%	2.0%	0.7%	
NW Local	78613	Sum	182	15	202	6	59	39	3	92	10
		% of Campus	19.7%	1.9%	3.6%	0.5%	1.1%	1.0%	0.8%	2.1%	1.0%
	78641	Sum	85	5	129	1	26	20	9	63	7
		% of Campus	9.2%	0.6%	2.3%	0.1%	0.5%	0.5%	2.5%	1.5%	0.7%
	78645	Sum	22	1	17			3		9	
		% of Campus	2.4%	0.1%	0.3%			0.1%		0.2%	
	78669	Sum	2		9	14	7	5		8	
		% of Campus	0.2%		0.2%	1.1%	0.1%	0.1%		0.2%	
	78681	Sum	54	3	142	4	33	20	4	45	44
		% of Campus	5.9%	0.4%	2.5%	0.3%	0.6%	0.5%	1.1%	1.0%	4.4%
78717	Sum	18	1	55	2	12	6	6	16	9	
	% of Campus	2.0%	0.1%	1.0%	0.2%	0.2%	0.1%	1.7%	0.4%	0.9%	

Austin Community College
OIE

Preliminary Enrollment Reports
3. Duplicated Headcount by Campus by Local Zip Code
Summer, 2001

Region	Zip Code	CYP	EVC	NRG	PIN	RGC	RVS	EXT. CTR.	TELE	SITE BASED		
NW Local	78726	Sum	27	1	34	1	18	6	2	19	5	
		% of Campus	2.9%	0.1%	0.6%	0.1%	0.3%	0.1%	0.6%	0.4%	0.5%	
	78728	Sum	11	3	138	4	19	12	3	32	6	
		% of Campus	1.2%	0.4%	2.4%	0.3%	0.3%	0.3%	0.8%	0.7%	0.6%	
	78729	Sum	37	10	146	4	37	22	17	28	13	
		% of Campus	4.0%	1.3%	2.6%	0.3%	0.7%	0.5%	4.8%	0.7%	1.3%	
	78730	Sum	11	1	24	4	14	2	2	15		
		% of Campus	1.2%	0.1%	0.4%	0.3%	0.3%	0.0%	0.6%	0.3%		
	78732	Sum	12	1	11	4	3	3	2	4		
		% of Campus	1.3%	0.1%	0.2%	0.3%	0.1%	0.1%	0.6%	0.1%		
	78734	Sum	16	1	17	35	24	13	4	16		
		% of Campus	1.7%	0.1%	0.3%	2.7%	0.4%	0.3%	1.1%	0.4%		
	78750	Sum	49	4	120	6	50	21	3	64	11	
		% of Campus	5.3%	0.5%	2.1%	0.5%	0.9%	0.5%	0.8%	1.5%	1.1%	
	Group Total	Sum	526	46	1044	85	302	172	55	411	105	
		% of Campus	57.0%	5.8%	18.5%	6.5%	5.4%	4.2%	15.4%	9.6%	10.4%	
	NE Local	78634	Sum	2		9		2	4	1	5	
			% of Campus	0.2%		0.2%		0.0%	0.1%	0.3%	0.1%	
78653		Sum	1	7	21		11	17	1	12	1	
		% of Campus	0.1%	0.9%	0.4%		0.2%	0.4%	0.3%	0.3%	0.1%	
78660		Sum	10	9	216		32	29	7	52	7	
		% of Campus	1.1%	1.1%	3.8%		0.6%	0.7%	2.0%	1.2%	0.7%	
78664		Sum	31	12	213	4	37	29	7	66	35	
		% of Campus	3.4%	1.5%	3.8%	0.3%	0.7%	0.7%	2.0%	1.5%	3.5%	
78754		Sum	2	7	39		10	12	3	14	2	
		% of Campus	0.2%	0.9%	0.7%		0.2%	0.3%	0.8%	0.3%	0.2%	
Group Total		Sum	46	35	498	4	92	91	19	149	45	
		% of Campus	5.0%	4.4%	8.8%	0.3%	1.7%	2.2%	5.3%	3.5%	4.5%	

Austin Community College
OIE

Preliminary Enrollment Reports
3. Duplicated Headcount by Campus by Local Zip Code
Summer, 2001

Region	Zip Code	CYP	EVC	NRG	PIN	RGC	RVS	EXT. CTR.	TELE	SITE BASED	
SW Local	78610	Sum	1	6	14	13	24	5	17	14	
		% of Campus	0.1%	0.1%	1.1%	0.2%	0.6%	1.4%	0.4%	1.4%	
	78619	Sum		2	6	1	2		4		
		% of Campus		0.0%	0.5%	0.0%	0.0%		0.1%		
	78620	Sum	2	8	29	12	7	1	25	1	
		% of Campus	0.3%	0.1%	2.2%	0.2%	0.2%	0.3%	0.6%	0.1%	
	78652	Sum	2	7	13	10	10	2	13		
		% of Campus	0.3%	0.1%	1.0%	0.2%	0.2%	0.6%	0.3%		
	78709	Sum			2	1					
		% of Campus			0.2%	0.0%					
	78716	Sum		1	1	1			2		
		% of Campus		0.0%	0.1%	0.0%			0.0%		
	78733	Sum	1	1	9	26	27	9	15		
		% of Campus	0.1%	0.1%	0.2%	2.0%	0.5%	0.2%	0.3%		
	78735	Sum	1	3	16	37	51	25	33	4	
		% of Campus	0.1%	0.4%	0.3%	2.8%	0.9%	0.6%	0.8%	0.4%	
	78736	Sum		8	21	57	41	25	1	33	3
		% of Campus		1.0%	0.4%	4.3%	0.7%	0.6%	0.3%	0.8%	0.3%
	78737	Sum	2	3	11	40	33	19	2	21	2
		% of Campus	0.2%	0.4%	0.2%	3.0%	0.6%	0.5%	0.6%	0.5%	0.2%
	78738	Sum	2		4	13	9	1	11	2	
		% of Campus	0.2%		0.1%	1.0%	0.2%	0.0%	0.3%	0.2%	
	78739	Sum	2	10	20	52	36	34	33	2	
		% of Campus	0.2%	1.3%	0.4%	4.0%	0.6%	0.8%	0.8%	0.2%	
	78746	Sum	4	4	44	66	135	41	6	60	2
		% of Campus	0.4%	0.5%	0.8%	5.0%	2.4%	1.0%	1.7%	1.4%	0.2%
	78748	Sum	4	21	61	110	132	169	9	109	13
		% of Campus	0.4%	2.6%	1.1%	8.4%	2.4%	4.1%	2.5%	2.5%	1.3%
	Group Total	Sum	16	55	210	466	502	366	26	376	43
		% of Campus	1.7%	6.9%	3.7%	35.4%	9.0%	8.9%	7.3%	8.8%	4.3%

Austin Community College
OIE

Preliminary Enrollment Reports
3. Duplicated Headcount by Campus by Local Zip Code
Summer, 2001

Region	Zip Code		CYP	EVC	NRG	PIN	RGC	RVS	EXT. CTR.	TELE	SITE BASED
SE Local	78617	Sum		6	4	2	8	20	4	8	
		% of Campus		0.8%	0.1%	0.2%	0.1%	0.5%	1.1%	0.2%	
	78719	Sum		1	1		1	1	2	1	
		% of Campus		0.1%	0.0%		0.0%	0.0%	0.6%	0.0%	
	78725	Sum		2	8		6	8	3	8	
		% of Campus		0.3%	0.1%		0.1%	0.2%	0.8%	0.2%	
	78742	Sum		1	1		1	2		1	
		% of Campus		0.1%	0.0%		0.0%	0.0%		0.0%	
	78747	Sum		2	8	4	13	19	1	6	
		% of Campus		0.3%	0.1%	0.3%	0.2%	0.5%	0.3%	0.1%	
	Group Total	Sum		12	22	6	29	50	10	24	
		% of Campus		1.5%	0.4%	0.5%	0.5%	1.2%	2.8%	0.6%	
Bastrop	78602	Sum		12	8	2	11	22	1	16	21
		% of Campus		1.5%	0.1%	0.2%	0.2%	0.5%	0.3%	0.4%	2.1%
	78612	Sum		3	1	1	6	13	2	7	7
		% of Campus		0.4%	0.0%	0.1%	0.1%	0.3%	0.6%	0.2%	0.7%
	78621	Sum	1	11	24	1	11	21	2	10	
		% of Campus	0.1%	1.4%	0.4%	0.1%	0.2%	0.5%	0.6%	0.2%	
	78650	Sum						4			
		% of Campus						0.1%			
	78659	Sum			1		2	4		1	
		% of Campus			0.0%		0.0%	0.1%		0.0%	
	78662	Sum		1	1		2	3		2	2
		% of Campus		0.1%	0.0%		0.0%	0.1%		0.0%	0.2%
	78953	Sum							1		1
		% of Campus							0.3%		0.1%
	78957	Sum		1			5	6		2	6
		% of Campus		0.1%			0.1%	0.1%		0.0%	0.6%
	Group Total	Sum	1	28	35	4	37	73	6	38	37
		% of Campus	0.1%	3.5%	0.6%	0.3%	0.7%	1.8%	1.7%	0.9%	3.7%

Austin Community College
OIE

Preliminary Enrollment Reports
3. Duplicated Headcount by Campus by Local Zip Code
Summer, 2001

Region	Zip Code		CYP	EVC	NRG	PIN	RGC	RVS	EXT. CTR.	TELE	SITE BASED
Blanco	78606	Sum				5	1	2		1	7
		% of Campus				0.4%	0.0%	0.0%		0.0%	0.7%
	78635	Sum									2
		% of Campus									0.2%
	78636	Sum				2	1			2	10
		% of Campus				0.2%	0.0%			0.0%	1.0%
	Group Total	Sum				7	2	2		3	19
		% of Campus				0.5%	0.0%	0.0%		0.1%	1.9%
Burnet	78605	Sum	4		3			1		1	3
		% of Campus	0.4%		0.1%			0.0%		0.0%	0.3%
	78611	Sum		2	5	2	3	3		4	6
		% of Campus		0.3%	0.1%	0.2%	0.1%	0.1%		0.1%	0.6%
	78654	Sum		1	4	4	2	5		3	5
		% of Campus		0.1%	0.1%	0.3%	0.0%	0.1%		0.1%	0.5%
	Group Total	Sum	4	3	12	6	5	9		8	14
		% of Campus	0.4%	0.4%	0.2%	0.5%	0.1%	0.2%		0.2%	1.4%
Caldwell	78616	Sum		1	1	2	2	8	3	4	2
		% of Campus		0.1%	0.0%	0.2%	0.0%	0.2%	0.8%	0.1%	0.2%
	78644	Sum	2	6	2	2	15	20	16	7	9
		% of Campus	0.2%	0.8%	0.0%	0.2%	0.3%	0.5%	4.5%	0.2%	0.9%
	78648	Sum		1	2	1		5		1	3
		% of Campus		0.1%	0.0%	0.1%		0.1%		0.0%	0.3%
	78655	Sum		1			1	4	1	1	7
		% of Campus		0.1%			0.0%	0.1%	0.3%	0.0%	0.7%
	78656	Sum		1	1			1	1		4
		% of Campus		0.1%	0.0%			0.0%	0.3%		0.4%
	Group Total	Sum	2	10	6	5	18	38	21	13	25
		% of Campus	0.2%	1.3%	0.1%	0.4%	0.3%	0.9%	5.9%	0.3%	2.5%
Gillespie	78618	Sum									1
		% of Campus									0.1%

Austin Community College
OIE

Preliminary Enrollment Reports
3. Duplicated Headcount by Campus by Local Zip Code
Summer, 2001

Region	Zip Code		CYP	EVC	NRG	PIN	RGC	RVS	EXT. CTR.	TELE	SITE BASED	
Gillespie	78624	Sum				1	1	1		11	239	
		% of Campus				0.1%	0.0%	0.0%		0.3%	23.8%	
	78631	Sum								1	14	
		% of Campus								0.0%	1.4%	
	78671	Sum					1	1			6	
		% of Campus					0.0%	0.0%			0.6%	
	78675	Sum									1	
		% of Campus									0.1%	
	Group Total	Sum				1	2	2			12	261
		% of Campus				0.1%	0.0%	0.0%		0.3%	25.9%	
Hays	78640	Sum		6	3	18	16	21	3	13	15	
		% of Campus		0.8%	0.1%	1.4%	0.3%	0.5%	0.8%	0.3%	1.5%	
	78666	Sum	2	10	27	21	48	100	6	53	121	
		% of Campus	0.2%	1.3%	0.5%	1.6%	0.9%	2.4%	1.7%	1.2%	12.0%	
	78676	Sum			3	5	4	8		3	2	
		% of Campus			0.1%	0.4%	0.1%	0.2%		0.1%	0.2%	
	Group Total	Sum	2	16	33	44	68	129	9	69	138	
		% of Campus	0.2%	2.0%	0.6%	3.3%	1.2%	3.2%	2.5%	1.6%	13.7%	
	Williamson	76527	Sum			4						2
			% of Campus			0.1%						0.2%
76530		Sum									1	
		% of Campus									0.1%	
76537		Sum			2				1	1	3	
		% of Campus			0.0%				0.3%	0.0%	0.3%	
76574		Sum	2		10		2	2	2	3	9	
		% of Campus	0.2%		0.2%		0.0%	0.0%	0.6%	0.1%	0.9%	
76578		Sum			2		2			4	1	
		% of Campus			0.0%		0.0%			0.1%	0.1%	
78615		Sum			1	5			1			
		% of Campus			0.1%	0.1%			0.0%			

Austin Community College
OIE

Preliminary Enrollment Reports
3. Duplicated Headcount by Campus by Local Zip Code
Summer, 2001

Region	Zip Code		CYP	EVC	NRG	PIN	RGC	RVS	EXT. CTR.	TELE	SITE BASED
Williamson	78626	Sum	9	2	34	3	10	9	2	21	19
		% of Campus	1.0%	0.3%	0.6%	0.2%	0.2%	0.2%	0.6%	0.5%	1.9%
	78628	Sum	43	2	66	2	12	7	3	21	41
		% of Campus	4.7%	0.3%	1.2%	0.2%	0.2%	0.2%	0.8%	0.5%	4.1%
	78642	Sum	10		9			1		2	4
		% of Campus	1.1%		0.2%			0.0%		0.0%	0.4%
	Group Total	Sum	64	5	132	5	26	20	8	52	80
		% of Campus	6.9%	0.6%	2.3%	0.4%	0.5%	0.5%	2.2%	1.2%	8.0%
Out of Service Area	Group Total	Sum	28	19	148	19	171	136	9	155	129
		% of Campus	3.0%	2.4%	2.6%	1.4%	3.1%	3.3%	2.5%	3.6%	12.8%
Table Total	Sum		923	795	5,641	1,315	5,559	4,092	357	4,290	1,006
	% of Campus		100%	100%	100%	100%	100%	100%	100.0%	100.0%	100.0%

Austin Community College
OIE

Preliminary Enrollment Reports

4. Uncombined Sections, Enrollments, Contact Hours (made sections only) by Campus by Discipline
Summer, 2001

Dept		CYP	EVC	NRG	PIN	RGC	RVS	EXT.CTR.	TELE	SITE BASED	TOTAL
ACCO	Sections		3	12	6	12	6		2	1	42
	% Section		7.1%	28.6%	14.3%	28.6%	14.3%		4.8%	2.4%	100%
	Enrollment		19	210	72	245	74		75	10	705
	% Enrollment		2.7%	29.8%	10.2%	34.8%	10.5%		10.6%	1.4%	100%
	Contact hours		1,632	13,232	4,096	15,488	4,272		4,800	640	44,160
	% Contact hours		3.7%	30.0%	9.3%	35.1%	9.7%		10.9%	1.4%	100%
AICO	Sections						13				13
	% Section						100.0%				100%
	Enrollment						32				32
	% Enrollment						100.0%				100%
	Contact hours						3,104				3,104
	% Contact hours						100.0%				100%
ALHS	Sections			2			5	2	3	1	13
	% Section			15.4%			38.5%	15.4%	23.1%	7.7%	100%
	Enrollment			39			89	12	48	11	199
	% Enrollment			19.6%			44.7%	6.0%	24.1%	5.5%	100%
	Contact hours			1,504			3,632	448	1,520	352	7,456
	% Contact hours			20.2%			48.7%	6.0%	20.4%	4.7%	100%
ANTH	Sections			1		2	1	1	1	1	7
	% Section			14.3%		28.6%	14.3%	14.3%	14.3%	14.3%	100%
	Enrollment			11		39	27	11	33	6	127
	% Enrollment			8.7%		30.7%	21.3%	8.7%	26.0%	4.7%	100%
	Contact hours			528		1,872	1,296	528	1,584	288	6,096
	% Contact hours			8.7%		30.7%	21.3%	8.7%	26.0%	4.7%	100%
ARTS	Sections	1		11	5	16	1	3	3		40
	% Section	2.5%		27.5%	12.5%	40.0%	2.5%	7.5%	7.5%		100%
	Enrollment	12		104	52	138	31	30	126		493
	% Enrollment	2.4%		21.1%	10.5%	28.0%	6.3%	6.1%	25.6%		100%
	Contact hours	1,152		8,976	4,992	11,808	1,488	2,160	6,720		37,296
	% Contact hours	3.1%		24.1%	13.4%	31.7%	4.0%	5.8%	18.0%		100%

Austin Community College
OIE

Preliminary Enrollment Reports

4. Uncombined Sections, Enrollments, Contact Hours (made sections only) by Campus by Discipline
Summer, 2001

Dept		CYP	EVC	NRG	PIN	RGC	RVS	EXT.CTR.	TELE	SITE BASED	TOTAL
ASTR	Sections			2		3					5
	% Section			40.0%		60.0%					100%
	Enrollment			50		62					112
	% Enrollment			44.6%		55.4%					100%
	Contact hours			2,400		2,976					5,376
	% Contact hours			44.6%		55.4%					100%
AUTE	Sections						11				11
	% Section						100.0%				100%
	Enrollment						85				85
	% Enrollment						100.0%				100%
	Contact hours						8,800				8,800
	% Contact hours						100.0%				100%
BIOL	Sections	2	2	4	3	11	11		10		43
	% Section	4.7%	4.7%	9.3%	7.0%	25.6%	25.6%		23.3%		100%
	Enrollment	40	34	82	57	201	235		369		1,018
	% Enrollment	3.9%	3.3%	8.1%	5.6%	19.7%	23.1%		36.2%		100%
	Contact hours	3,840	2,400	7,200	5,472	19,520	20,496		18,544		77,472
	% Contact hours	5.0%	3.1%	9.3%	7.1%	25.2%	26.5%		23.9%		100%
BIOT	Sections		1			2					3
	% Section		33.3%			66.7%					100%
	Enrollment		16			2					18
	% Enrollment		88.9%			11.1%					100%
	Contact hours		1,792			672					2,464
	% Contact hours		72.7%			27.3%					100%
BUCT	Sections						18				18
	% Section						100.0%				100%
	Enrollment						101				101
	% Enrollment						100.0%				100%
	Contact hours						9,008				9,008
	% Contact hours						100.0%				100%

Austin Community College
OIE

Preliminary Enrollment Reports

4. Uncombined Sections, Enrollments, Contact Hours (made sections only) by Campus by Discipline
Summer, 2001

Dept		CYP	EVC	NRG	PIN	RGC	RVS	EXT.CTR.	TELE	SITE BASED	TOTAL
CHCD	Sections		4					6	3	8	21
	% Section		19.0%					28.6%	14.3%	38.1%	100%
	Enrollment		73					87	38	123	321
	% Enrollment		22.7%					27.1%	11.8%	38.3%	100%
	Contact hours		8,912					8,704	2,096	11,056	30,768
	% Contact hours		29.0%					28.3%	6.8%	35.9%	100%
CHEM	Sections	3	1	9	5	12	9				39
	% Section	7.7%	2.6%	23.1%	12.8%	30.8%	23.1%				100%
	Enrollment	32	17	137	67	188	161				602
	% Enrollment	5.3%	2.8%	22.8%	11.1%	31.2%	26.7%				100%
	Contact hours	3,072	1,632	13,152	6,432	18,048	15,456				57,792
	% Contact hours	5.3%	2.8%	22.8%	11.1%	31.2%	26.7%				100%
COIS	Sections	1	1	8	6	14	2		6		38
	% Section	2.6%	2.6%	21.1%	15.8%	36.8%	5.3%		15.8%		100%
	Enrollment	12	11	128	80	245	27		113		616
	% Enrollment	1.9%	1.8%	20.8%	13.0%	39.8%	4.4%		18.3%		100%
	Contact hours	768	704	8,544	5,120	16,192	1,728		7,616		40,672
	% Contact hours	1.9%	1.7%	21.0%	12.6%	39.8%	4.2%		18.7%		100%
COMU	Sections			8							8
	% Section			100.0%							100%
	Enrollment			87							87
	% Enrollment			100.0%							100%
	Contact hours			5,648							5,648
	% Contact hours			100.0%							100%
COSC	Sections	4	4	16	4	20	6		6	1	61
	% Section	6.6%	6.6%	26.2%	6.6%	32.8%	9.8%		9.8%	1.6%	100%
	Enrollment	61	55	272	53	363	104		161	8	1,077
	% Enrollment	5.7%	5.1%	25.3%	4.9%	33.7%	9.7%		14.9%	0.7%	100%
	Contact hours	3,904	3,520	17,408	3,392	24,768	6,656		10,304	512	70,464
	% Contact hours	5.5%	5.0%	24.7%	4.8%	35.1%	9.4%		14.6%	0.7%	100%

Austin Community College
OIE

Preliminary Enrollment Reports

4. Uncombined Sections, Enrollments, Contact Hours (made sections only) by Campus by Discipline
Summer, 2001

Dept		CYP	EVC	NRG	PIN	RGC	RVS	EXT.CTR.	TELE	SITE BASED	TOTAL
CRJU	Sections	2	10						1		13
	% Section	15.4%	76.9%						7.7%		100%
	Enrollment	21	148						19		188
	% Enrollment	11.2%	78.7%						10.1%		100%
	Contact hours	1,008	9,680						912		11,600
	% Contact hours	8.7%	83.4%						7.9%		100%
CRWR	Sections			1		1			1		3
	% Section			33.3%		33.3%			33.3%		100%
	Enrollment			11		7			16		34
	% Enrollment			32.4%		20.6%			47.1%		100%
	Contact hours			528		336			768		1,632
	% Contact hours			32.4%		20.6%			47.1%		100%
CUAR	Sections		2								2
	% Section		100.0%								100%
	Enrollment		24								24
	% Enrollment		100.0%								100%
	Contact hours		2,016								2,016
	% Contact hours		100.0%								100%
DANC	Sections					7					7
	% Section					100.0%					100%
	Enrollment					72					72
	% Enrollment					100.0%					100%
	Contact hours					3,680					3,680
	% Contact hours					100.0%					100%
DERE	Sections	3	3	7	1	3	7		4		28
	% Section	10.7%	10.7%	25.0%	3.6%	10.7%	25.0%		14.3%		100%
	Enrollment	9	33	83	11	14	62		26		238
	% Enrollment	3.8%	13.9%	34.9%	4.6%	5.9%	26.1%		10.9%		100%
	Contact hours	496	1,936	4,416	528	672	3,072		1,248		12,368
	% Contact hours	4.0%	15.7%	35.7%	4.3%	5.4%	24.8%		10.1%		100%

Austin Community College
OIE

Preliminary Enrollment Reports

4. Uncombined Sections, Enrollments, Contact Hours (made sections only) by Campus by Discipline
Summer, 2001

Dept		CYP	EVC	NRG	PIN	RGC	RVS	EXT.CTR.	TELE	SITE BASED	TOTAL
DEWR	Sections		2	9		2	6	1	1		21
	% Section		9.5%	42.9%		9.5%	28.6%	4.8%	4.8%		100%
	Enrollment		13	78		9	48	11	8		167
	% Enrollment		7.8%	46.7%		5.4%	28.7%	6.6%	4.8%		100%
	Contact hours		768	4,416		544	2,592	704	384		9,408
	% Contact hours		8.2%	46.9%		5.8%	27.6%	7.5%	4.1%		100%
DIMS	Sections						7				7
	% Section						100.0%				100%
	Enrollment						56				56
	% Enrollment						100.0%				100%
	Contact hours						5,152				5,152
	% Contact hours						100.0%				100%
DMIR	Sections						5				5
	% Section						100.0%				100%
	Enrollment						119				119
	% Enrollment						100.0%				100%
	Contact hours						14,048				14,048
	% Contact hours						100.0%				100%
DRAM	Sections					2					2
	% Section					100.0%					100%
	Enrollment					37					37
	% Enrollment					100.0%					100%
	Contact hours					2,192					2,192
	% Contact hours					100.0%					100%
ECON	Sections	2	1	10	3	6	6	3	6	7	44
	% Section	4.5%	2.3%	22.7%	6.8%	13.6%	13.6%	6.8%	13.6%	15.9%	100%
	Enrollment	74	14	299	98	207	148	42	282	164	1,328
	% Enrollment	5.6%	1.1%	22.5%	7.4%	15.6%	11.1%	3.2%	21.2%	12.3%	100%
	Contact hours	3,552	672	14,352	4,704	9,936	7,104	2,016	13,536	7,872	63,744
	% Contact hours	5.6%	1.1%	22.5%	7.4%	15.6%	11.1%	3.2%	21.2%	12.3%	100%

Austin Community College
OIE

Preliminary Enrollment Reports

4. Uncombined Sections, Enrollments, Contact Hours (made sections only) by Campus by Discipline
Summer, 2001

Dept		CYP	EVC	NRG	PIN	RGC	RVS	EXT.CTR.	TELE	SITE BASED	TOTAL
ELEC	Sections			14			14				28
	% Section			50.0%			50.0%				100%
	Enrollment			118			132				250
	% Enrollment			47.2%			52.8%				100%
	Contact hours			11,328			9,584				20,912
	% Contact hours			54.2%			45.8%				100%
EMST	Sections						10				10
	% Section						100.0%				100%
	Enrollment						99				99
	% Enrollment						100.0%				100%
	Contact hours						9,824				9,824
	% Contact hours						100.0%				100%
ENDG	Sections			19							19
	% Section			100.0%							100%
	Enrollment			198							198
	% Enrollment			100.0%							100%
	Contact hours			19,008							19,008
	% Contact hours			100.0%							100%
ENGI	Sections			1		1					2
	% Section			50.0%		50.0%					100%
	Enrollment			9		5					14
	% Enrollment			64.3%		35.7%					100%
	Contact hours			288		240					528
	% Contact hours			54.5%		45.5%					100%
ENGL	Sections	5	2	25	6	25	17	2	13	11	106
	% Section	4.7%	1.9%	23.6%	5.7%	23.6%	16.0%	1.9%	12.3%	10.4%	100%
	Enrollment	129	18	556	125	567	449	37	420	213	2,514
	% Enrollment	5.1%	0.7%	22.1%	5.0%	22.6%	17.9%	1.5%	16.7%	8.5%	100%
	Contact hours	6,192	864	26,688	6,000	27,216	21,552	1,776	20,160	10,224	120,672
	% Contact hours	5.1%	0.7%	22.1%	5.0%	22.6%	17.9%	1.5%	16.7%	8.5%	100%

Austin Community College
OIE

Preliminary Enrollment Reports

4. Uncombined Sections, Enrollments, Contact Hours (made sections only) by Campus by Discipline
Summer, 2001

Dept		CYP	EVC	NRG	PIN	RGC	RVS	EXT.CTR.	TELE	SITE BASED	TOTAL
ENSL	Sections		1	7		6	2	1			17
	% Section		5.9%	41.2%		35.3%	11.8%	5.9%			100%
	Enrollment		11	81		60	19	17			188
	% Enrollment		5.9%	43.1%		31.9%	10.1%	9.0%			100%
	Contact hours		704	5,184		3,840	1,216	1,088			12,032
	% Contact hours		5.9%	43.1%		31.9%	10.1%	9.0%			100%
FAME	Sections	1							1		2
	% Section	50.0%							50.0%		100%
	Enrollment	6							5		11
	% Enrollment	54.5%							45.5%		100%
	Contact hours	288							240		528
	% Contact hours	54.5%							45.5%		100%
FIMA	Sections								4		4
	% Section								100.0%		100%
	Enrollment								69		69
	% Enrollment								100.0%		100%
	Contact hours								3,312		3,312
	% Contact hours								100.0%		100%
FIPR	Sections		2								2
	% Section		100.0%								100%
	Enrollment		18								18
	% Enrollment		100.0%								100%
	Contact hours		864								864
	% Contact hours		100.0%								100%
FOLA	Sections	4	5	25	8	29	20				91
	% Section	4.4%	5.5%	27.5%	8.8%	31.9%	22.0%				100%
	Enrollment	69	91	551	131	689	486				2,017
	% Enrollment	3.4%	4.5%	27.3%	6.5%	34.2%	24.1%				100%
	Contact hours	5,520	5,776	32,208	8,880	43,376	30,656				126,416
	% Contact hours	4.4%	4.6%	25.5%	7.0%	34.3%	24.3%				100%

Austin Community College
OIE

Preliminary Enrollment Reports

4. Uncombined Sections, Enrollments, Contact Hours (made sections only) by Campus by Discipline
Summer, 2001

Dept		CYP	EVC	NRG	PIN	RGC	RVS	EXT.CTR.	TELE	SITE BASED	TOTAL
GEOG	Sections			6		2			3		11
	% Section			54.5%		18.2%			27.3%		100%
	Enrollment			77		51			114		242
	% Enrollment			31.8%		21.1%			47.1%		100%
	Contact hours			3,984		2,448			5,472		11,904
	% Contact hours			33.5%		20.6%			46.0%		100%
GEOG	Sections			3		4	1		1		9
	% Section			33.3%		44.4%	11.1%		11.1%		100%
	Enrollment			63		90	19		22		194
	% Enrollment			32.5%		46.4%	9.8%		11.3%		100%
	Contact hours			4,176		6,112	912		1,056		12,256
	% Contact hours			34.1%		49.9%	7.4%		8.6%		100%
GOVE	Sections	4	5	28	7	31	24	3	20	13	135
	% Section	3.0%	3.7%	20.7%	5.2%	23.0%	17.8%	2.2%	14.8%	9.6%	100%
	Enrollment	126	63	819	204	949	744	55	1,436	348	4,744
	% Enrollment	2.7%	1.3%	17.3%	4.3%	20.0%	15.7%	1.2%	30.3%	7.3%	100%
	Contact hours	6,048	3,024	39,312	9,792	45,552	35,712	2,640	68,928	16,704	227,712
	% Contact hours	2.7%	1.3%	17.3%	4.3%	20.0%	15.7%	1.2%	30.3%	7.3%	100%
HIST	Sections	5	1	24	7	34	21	4	17	10	123
	% Section	4.1%	0.8%	19.5%	5.7%	27.6%	17.1%	3.3%	13.8%	8.1%	100%
	Enrollment	158	8	721	202	1,011	579	31	1,341	256	4,307
	% Enrollment	3.7%	0.2%	16.7%	4.7%	23.5%	13.4%	0.7%	31.1%	5.9%	100%
	Contact hours	7,584	384	34,608	9,696	48,528	27,792	1,488	64,368	12,288	206,736
	% Contact hours	3.7%	0.2%	16.7%	4.7%	23.5%	13.4%	0.7%	31.1%	5.9%	100%
HOMA	Sections		2								2
	% Section		100.0%								100%
	Enrollment		13								13
	% Enrollment		100.0%								100%
	Contact hours		416								416
	% Contact hours		100.0%								100%

Austin Community College
OIE

Preliminary Enrollment Reports

4. Uncombined Sections, Enrollments, Contact Hours (made sections only) by Campus by Discipline
Summer, 2001

Dept		CYP	EVC	NRG	PIN	RGC	RVS	EXT.CTR.	TELE	SITE BASED	TOTAL
HUDE	Sections			3		2	2				7
	% Section			42.9%		28.6%	28.6%				100%
	Enrollment			46		28	27				101
	% Enrollment			45.5%		27.7%	26.7%				100%
	Contact hours			1,152		832	816				2,800
	% Contact hours			41.1%		29.7%	29.1%				100%
HUMA	Sections					1			2		3
	% Section					33.3%			66.7%		100%
	Enrollment					34			85		119
	% Enrollment					28.6%			71.4%		100%
	Contact hours					1,632			4,080		5,712
	% Contact hours					28.6%			71.4%		100%
HUSE	Sections				1	13			1		15
	% Section				6.7%	86.7%			6.7%		100%
	Enrollment				19	215			7		241
	% Enrollment				7.9%	89.2%			2.9%		100%
	Contact hours				1,824	16,816			336		18,976
	% Contact hours				9.6%	88.6%			1.8%		100%
JOUR	Sections					2			1		3
	% Section					66.7%			33.3%		100%
	Enrollment					30			25		55
	% Enrollment					54.5%			45.5%		100%
	Contact hours					1,440			1,200		2,640
	% Contact hours					54.5%			45.5%		100%
KINE	Sections			19		4	6	2	7		38
	% Section			50.0%		10.5%	15.8%	5.3%	18.4%		100%
	Enrollment			321		96	126	39	80		662
	% Enrollment			48.5%		14.5%	19.0%	5.9%	12.1%		100%
	Contact hours			15,408		4,608	6,048	1,872	3,840		31,776
	% Contact hours			48.5%		14.5%	19.0%	5.9%	12.1%		100%

Austin Community College
OIE

Preliminary Enrollment Reports

4. Uncombined Sections, Enrollments, Contact Hours (made sections only) by Campus by Discipline
Summer, 2001

Dept		CYP	EVC	NRG	PIN	RGC	RVS	EXT.CTR.	TELE	SITE BASED	TOTAL
LAST	Sections			1							1
	% Section			100.0%							100%
	Enrollment			10							10
	% Enrollment			100.0%							100%
	Contact hours			480							480
	% Contact hours			100.0%							100%
LEAS	Sections					6					6
	% Section					100.0%					100%
	Enrollment					77					77
	% Enrollment					100.0%					100%
	Contact hours					3,696					3,696
	% Contact hours					100.0%					100%
MADE	Sections	8	7	30	8	15	26		3	3	100
	% Section	8.0%	7.0%	30.0%	8.0%	15.0%	26.0%		3.0%	3.0%	100%
	Enrollment	114	80	490	128	163	391		84	32	1,482
	% Enrollment	7.7%	5.4%	33.1%	8.6%	11.0%	26.4%		5.7%	2.2%	100%
	Contact hours	6,976	5,120	30,816	7,872	9,424	24,432		5,376	2,048	92,064
	% Contact hours	7.6%	5.6%	33.5%	8.6%	10.2%	26.5%		5.8%	2.2%	100%
MANA	Sections			6		5	2	1	16	1	31
	% Section			19.4%		16.1%	6.5%	3.2%	51.6%	3.2%	100%
	Enrollment			97		79	32	4	203	12	427
	% Enrollment			22.7%		18.5%	7.5%	0.9%	47.5%	2.8%	100%
	Contact hours			4,656		3,792	1,536	192	9,744	576	20,496
	% Contact hours			22.7%		18.5%	7.5%	0.9%	47.5%	2.8%	100%
MARK	Sections			1					12		13
	% Section			7.7%					92.3%		100%
	Enrollment			17					117		134
	% Enrollment			12.7%					87.3%		100%
	Contact hours			816					5,616		6,432
	% Contact hours			12.7%					87.3%		100%

Austin Community College
OIE

Preliminary Enrollment Reports

4. Uncombined Sections, Enrollments, Contact Hours (made sections only) by Campus by Discipline
Summer, 2001

Dept		CYP	EVC	NRG	PIN	RGC	RVS	EXT.CTR.	TELE	SITE BASED	TOTAL
MATH	Sections	6	1	42	8	41	17		1	2	118
	% Section	5.1%	0.8%	35.6%	6.8%	34.7%	14.4%		0.8%	1.7%	100%
	Enrollment	95	20	852	157	979	398		35	59	2,595
	% Enrollment	3.7%	0.8%	32.8%	6.1%	37.7%	15.3%		1.3%	2.3%	100%
	Contact hours	4,480	960	45,328	8,224	53,280	20,880		1,680	2,832	137,664
	% Contact hours	3.3%	0.7%	32.9%	6.0%	38.7%	15.2%		1.2%	2.1%	100%
MECO	Sections							1			1
	% Section							100.0%			100%
	Enrollment							3			3
	% Enrollment							100.0%			100%
	Contact hours							144			144
	% Contact hours							100.0%			100%
MELT	Sections	2					4				6
	% Section	33.3%					66.7%				100%
	Enrollment	16					10				26
	% Enrollment	61.5%					38.5%				100%
	Contact hours	1,536					1,168				2,704
	% Contact hours	56.8%					43.2%				100%
MUSI	Sections			28		1					29
	% Section			96.6%		3.4%					100%
	Enrollment			260		13					273
	% Enrollment			95.2%		4.8%					100%
	Contact hours			8,888		624					9,512
	% Contact hours			93.4%		6.6%					100%
NURS	Sections						20				20
	% Section						100.0%				100%
	Enrollment						141				141
	% Enrollment						100.0%				100%
	Contact hours						11,728				11,728
	% Contact hours						100.0%				100%

Austin Community College
OIE

Preliminary Enrollment Reports

4. Uncombined Sections, Enrollments, Contact Hours (made sections only) by Campus by Discipline
Summer, 2001

Dept		CYP	EVC	NRG	PIN	RGC	RVS	EXT.CTR.	TELE	SITE BASED	TOTAL
OCTA	Sections						5				5
	% Section						100.0%				100%
	Enrollment						36				36
	% Enrollment						100.0%				100%
	Contact hours						5,536				5,536
	% Contact hours						100.0%				100%
OFST	Sections		9								9
	% Section		100.0%								100%
	Enrollment		72								72
	% Enrollment		100.0%								100%
	Contact hours		4,608								4,608
	% Contact hours		100.0%								100%
PHFT	Sections						2				2
	% Section						100.0%				100%
	Enrollment						8				8
	% Enrollment						100.0%				100%
	Contact hours						1,008				1,008
	% Contact hours						100.0%				100%
PHIL	Sections	1		6	1	7	3		5	1	24
	% Section	4.2%		25.0%	4.2%	29.2%	12.5%		20.8%	4.2%	100%
	Enrollment	14		150	21	137	64		189	9	584
	% Enrollment	2.4%		25.7%	3.6%	23.5%	11.0%		32.4%	1.5%	100%
	Contact hours	672		7,200	1,008	6,576	3,072		9,072	432	28,032
	% Contact hours	2.4%		25.7%	3.6%	23.5%	11.0%		32.4%	1.5%	100%
PHOT	Sections			11	5			2			18
	% Section			61.1%	27.8%			11.1%			100%
	Enrollment			110	39			18			167
	% Enrollment			65.9%	23.4%			10.8%			100%
	Contact hours			13,680	3,744			1,872			19,296
	% Contact hours			70.9%	19.4%			9.7%			100%

Austin Community College
OIE

Preliminary Enrollment Reports

4. Uncombined Sections, Enrollments, Contact Hours (made sections only) by Campus by Discipline
Summer, 2001

Dept		CYP	EVC	NRG	PIN	RGC	RVS	EXT.CTR.	TELE	SITE BASED	TOTAL
PHSC	Sections			1		3			1		5
	% Section			20.0%		60.0%			20.0%		100%
	Enrollment			14		49			32		95
	% Enrollment			14.7%		51.6%			33.7%		100%
	Contact hours			672		2,352			1,536		4,560
	% Contact hours			14.7%		51.6%			33.7%		100%
PHTA	Sections						5				5
	% Section						100.0%				100%
	Enrollment						64				64
	% Enrollment						100.0%				100%
	Contact hours						8,768				8,768
	% Contact hours						100.0%				100%
PHTE	Sections							4			4
	% Section							100.0%			100%
	Enrollment							39			39
	% Enrollment							100.0%			100%
	Contact hours							4,928			4,928
	% Contact hours							100.0%			100%
PHYS	Sections			7		15	3				25
	% Section			28.0%		60.0%	12.0%				100%
	Enrollment			162		348	48				558
	% Enrollment			29.0%		62.4%	8.6%				100%
	Contact hours			15,552		33,408	4,608				53,568
	% Contact hours			29.0%		62.4%	8.6%				100%
PRIN	Sections			7							7
	% Section			100.0%							100%
	Enrollment			65							65
	% Enrollment			100.0%							100%
	Contact hours			6,240							6,240
	% Contact hours			100.0%							100%

Austin Community College
OIE

Preliminary Enrollment Reports

4. Uncombined Sections, Enrollments, Contact Hours (made sections only) by Campus by Discipline
Summer, 2001

Dept		CYP	EVC	NRG	PIN	RGC	RVS	EXT.CTR.	TELE	SITE BASED	TOTAL
PSYC	Sections	1	2	9		7	3		6	4	32
	% Section	3.1%	6.3%	28.1%		21.9%	9.4%		18.8%	12.5%	100%
	Enrollment	35	33	194		152	83		188	70	755
	% Enrollment	4.6%	4.4%	25.7%		20.1%	11.0%		24.9%	9.3%	100%
	Contact hours	1,680	1,584	9,312		7,296	3,984		9,024	3,360	36,240
	% Contact hours	4.6%	4.4%	25.7%		20.1%	11.0%		24.9%	9.3%	100%
QUAS	Sections			1							1
	% Section			100.0%							100%
	Enrollment			12							12
	% Enrollment			100.0%							100%
	Contact hours			576							576
	% Contact hours			100.0%							100%
RATF	Sections			3		1					4
	% Section			75.0%		25.0%					100%
	Enrollment			24		18					42
	% Enrollment			57.1%		42.9%					100%
	Contact hours			1,728		864					2,592
	% Contact hours			66.7%		33.3%					100%
REES	Sections							6	13		19
	% Section							31.6%	68.4%		100%
	Enrollment							13	111		124
	% Enrollment							10.5%	89.5%		100%
	Contact hours							416	5,328		5,744
	% Contact hours							7.2%	92.8%		100%
RELI	Sections					1			1		2
	% Section					50.0%			50.0%		100%
	Enrollment					14			35		49
	% Enrollment					28.6%			71.4%		100%
	Contact hours					672			1,680		2,352
	% Contact hours					28.6%			71.4%		100%

Austin Community College
OIE

Preliminary Enrollment Reports

4. Uncombined Sections, Enrollments, Contact Hours (made sections only) by Campus by Discipline
Summer, 2001

Dept		CYP	EVC	NRG	PIN	RGC	RVS	EXT.CTR.	TELE	SITE BASED	TOTAL
SOCI	Sections	1		3		5	3		9	1	22
	% Section	4.5%		13.6%		22.7%	13.6%		40.9%	4.5%	100%
	Enrollment	18		69		70	49		113	9	328
	% Enrollment	5.5%		21.0%		21.3%	14.9%		34.5%	2.7%	100%
	Contact hours	864		3,312		3,360	2,352		5,424	432	15,744
	% Contact hours	5.5%		21.0%		21.3%	14.9%		34.5%	2.7%	100%
SPEE	Sections	3		11	5	8	8	1	1	3	40
	% Section	7.5%		27.5%	12.5%	20.0%	20.0%	2.5%	2.5%	7.5%	100%
	Enrollment	76		270	104	215	213	11	29	57	975
	% Enrollment	7.8%		27.7%	10.7%	22.1%	21.8%	1.1%	3.0%	5.8%	100%
	Contact hours	3,648		12,960	4,992	10,320	10,224	528	1,392	2,736	46,800
	% Contact hours	7.8%		27.7%	10.7%	22.1%	21.8%	1.1%	3.0%	5.8%	100%
SUTE	Sections						4				4
	% Section						100.0%				100%
	Enrollment						30				30
	% Enrollment						100.0%				100%
	Contact hours						5,760				5,760
	% Contact hours						100.0%				100%
TECO	Sections			3					1		4
	% Section			75.0%					25.0%		100%
	Enrollment			28					13		41
	% Enrollment			68.3%					31.7%		100%
	Contact hours			1,632					624		2,256
	% Contact hours			72.3%					27.7%		100%
TRTO	Sections		1								1
	% Section		100.0%								100%
	Enrollment		4								4
	% Enrollment		100.0%								100%
	Contact hours		320								320
	% Contact hours		100.0%								100%

Austin Community College
OIE

Preliminary Enrollment Reports

4. Uncombined Sections, Enrollments, Contact Hours (made sections only) by Campus by Discipline
Summer, 2001

Dept		CYP	EVC	NRG	PIN	RGC	RVS	EXT.CTR.	TELE	SITE BASED	TOTAL
VICD	Sections		5	34							39
	% Section		12.8%	87.2%							100%
	Enrollment		50	397							447
	% Enrollment		11.2%	88.8%							100%
	Contact hours		4,800	39,008							43,808
	% Contact hours		11.0%	89.0%							100%
VONU	Sections						20		2	1	23
	% Section						87.0%		8.7%	4.3%	100%
	Enrollment						175		25	7	207
	% Enrollment						84.5%		12.1%	3.4%	100%
	Contact hours						22,352		2,000	1,792	26,144
	% Contact hours						85.5%		7.6%	6.9%	100%
WELD	Sections						39				39
	% Section						100.0%				100%
	Enrollment						92				92
	% Enrollment						100.0%				100%
	Contact hours						8,832				8,832
	% Contact hours						100.0%				100%
TOTALS	Sections	59	77	478	89	382	395	43	188	69	1,780
	% Section	3.3%	4.3%	26.9%	5.0%	21.5%	22.2%	2.4%	10.6%	3.9%	100%
	Enrollment	1,117	938	8,372	1,620	7,968	5,913	460	6,092	1,394	33,874
	% Enrollment	3.3%	2.8%	24.7%	4.8%	23.5%	17.5%	1.4%	18.0%	4.1%	100%
	Contact hours	63,280	65,088	498,504	96,768	467,008	388,256	31,504	301,520	74,144	1,986,072
	% Contact hours	3.2%	3.3%	25.1%	4.9%	23.5%	19.5%	1.6%	15.2%	3.7%	100%

Austin Community College
OIE

Preliminary Enrollment Reports
5. Enrollments and Contact Hours (in Descending order of Contact Hours)
Summer, 2001

Counts			Percents		
Discipline	Enrollment	Contact Hours		Enrollment	Contact Hours
GOVE	4,744	227,712		14.0%	11.5%
HIST	4,307	206,736		12.7%	10.4%
MATH	2,595	137,664		7.7%	6.9%
ENGL	2,514	120,672		7.4%	6.1%
MADE	1,482	92,064		4.4%	4.6%
FOLA	2,017	126,416		6.0%	6.4%
COSC	1,077	70,464		3.2%	3.5%
ECON	1,328	63,744		3.9%	3.2%
BIOL	1,018	77,472		3.0%	3.9%
ACCO	705	44,160		2.1%	2.2%
SPEE	975	46,800		2.9%	2.4%
CHEM	602	57,792		1.8%	2.9%
VICD	447	43,808		1.3%	2.2%
ARTS	493	37,296		1.5%	1.9%
WELD	92	8,832		0.3%	0.4%
COIS	616	40,672		1.8%	2.0%
KINE	662	31,776		2.0%	1.6%
PSYC	755	36,240		2.2%	1.8%
MANA	427	20,496		1.3%	1.0%
MUSI	273	9,512		0.8%	0.5%
ELEC	250	20,912		0.7%	1.1%
DERE	238	12,368		0.7%	0.6%
PHYS	558	53,568		1.6%	2.7%
PHIL	584	28,032		1.7%	1.4%
VONU	207	26,144		0.6%	1.3%
SOCI	328	15,744		1.0%	0.8%
CHCD	321	30,768		0.9%	1.5%
DEWR	167	9,408		0.5%	0.5%

Austin Community College
OIE

Preliminary Enrollment Reports
5. Enrollments and Contact Hours (in Descending order of Contact Hours)
Summer, 2001

Counts			Percents		
Discipline	Enrollment	Contact Hours		Enrollment	Contact Hours
NURS	141	11,728		0.4%	0.6%
ENDG	198	19,008		0.6%	1.0%
BUCT	101	9,008		0.3%	0.5%
REES	124	5,744		0.4%	0.3%
PHOT	167	19,296		0.5%	1.0%
ENSL	188	12,032		0.6%	0.6%
HUSE	241	18,976		0.7%	1.0%
ALHS	199	7,456		0.6%	0.4%
CRJU	188	11,600		0.6%	0.6%
MARK	134	6,432		0.4%	0.3%
AICO	32	3,104		0.1%	0.2%
AUTE	85	8,800		0.3%	0.4%
GEOG	242	11,904		0.7%	0.6%
EMST	99	9,824		0.3%	0.5%
GEOL	194	12,256		0.6%	0.6%
OFST	72	4,608		0.2%	0.2%
COMU	87	5,648		0.3%	0.3%
ANTH	127	6,096		0.4%	0.3%
DANC	72	3,680		0.2%	0.2%
DIMS	56	5,152		0.2%	0.3%
HUDE	101	2,800		0.3%	0.1%
PRIN	65	6,240		0.2%	0.3%
LEAS	77	3,696		0.2%	0.2%
MELT	26	2,704		0.1%	0.1%
ASTR	112	5,376		0.3%	0.3%
DMIR	119	14,048		0.4%	0.7%
OCTA	36	5,536		0.1%	0.3%
PHSC	95	4,560		0.3%	0.2%

Austin Community College
OIE


Preliminary Enrollment Reports
5. Enrollments and Contact Hours (in Descending order of Contact Hours)
Summer, 2001

Discipline	Counts			Percents	
	Enrollment	Contact Hours		Enrollment	Contact Hours
PHTA	64	8,768		0.2%	0.4%
FIMA	69	3,312		0.2%	0.2%
PHTE	39	4,928		0.1%	0.2%
RATF	42	2,592		0.1%	0.1%
SUTE	30	5,760		0.1%	0.3%
TECO	41	2,256		0.1%	0.1%
CRWR	34	1,632		0.1%	0.1%
HUMA	119	5,712		0.4%	0.3%
JOUR	55	2,640		0.2%	0.1%
BIOT	18	2,464		0.1%	0.1%
CUAR	24	2,016		0.1%	0.1%
DRAM	37	2,192		0.1%	0.1%
ENGI	14	528		0.0%	0.0%
FAME	11	528		0.0%	0.0%
FIPR	18	864		0.1%	0.0%
PHFT	8	1,008		0.0%	0.1%
RELI	49	2,352		0.1%	0.1%
HOMA	13	416		0.0%	0.0%
LAST	10	480		0.0%	0.0%
MECO	3	144		0.0%	0.0%
QUAS	12	576		0.0%	0.0%
TRTO	4	320		0.0%	0.0%
Group Total	33,874	1,986,072		100%	100%

Austin Community College
OIE

6. Campus High Demand Report - Students Turned Away by Campus by Course
Summer, 2001

CAMPUS	COURSE	HOUR	NUMBER TURNED
			AWAY
CYP	ARTS-1316	01:00PM	2
	BIO-1704	08:20AM	2
	BIO-1714	08:20AM	10
	COSC-1301	09:00AM	6
	COSC-1315	06:00PM	4
	ECON-2301	06:00PM	26
	ECON-2302	06:00PM	21
	ENGL-1301	06:00PM	22
		12:20PM	15
	ENGL-1302	09:00AM	1
	GOVT-2305	06:00PM	41
		10:00AM	1
	HIST-1301	06:00PM	31
		10:00AM	3
	HIST-1302	08:00AM	7
MATD-0330	06:00PM	2	




CAMPUS	COURSE	HOUR	NUMBER TURNED
			AWAY
CYP	MATD-0370	06:00PM	7
	PSYC-2301	06:00PM	3
	SPCH-1315	06:00PM	41
EVC	ARTC-2305	05:40PM	33
		09:00AM	18
	CDEC-1166		1
	CDEC-1458	06:00PM	3
	CDEC-2424	06:00PM	3
	CJLE-2522	05:30PM	3
	COSC-1301	06:00PM	3
		09:00AM	3
	DEVR-1313	06:00PM	1
	DEVW-0403	12:00PM	4
	IMED-1301	09:00AM	10
	IMED-1316	05:40PM	10
MATD-0330	06:00PM	13	
MATD-0370	06:00PM	11	

Austin Community College
OIE

6. Campus High Demand Report - Students Turned Away by Campus by Course
Summer, 2001

CAMPUS	COURSE	NUMBER TURNED	
		HOUR	AWAY
EVC	PSYC-2301	12:00PM	4
	RSTO-1319	06:00PM	6
	SPAN-2311	12:15PM	4
	SPAN-2312	12:15PM	22
NRG	ACCT-2301	05:30PM	11
		06:00PM	4
		06:30PM	12
		10:00AM	14
		12:00PM	1
	ACCT-2302	05:30PM	8
		09:00AM	3
	ARTC-1305	01:00PM	13
		05:40PM	21
		09:00AM	12
	ARTC-1309	01:00PM	9
		05:40PM	19
09:00AM		5	




CAMPUS	COURSE	NUMBER TURNED	
		HOUR	AWAY
NRG	ARTC-1313	01:00PM	13
		05:40PM	27
		09:00AM	14
	ARTC-1317	09:00AM	18
	ARTC-1321	01:00PM	11
	ARTC-1341	05:40PM	7
	ARTC-1345	01:00PM	21
		09:00AM	15
	ARTC-2305	01:00PM	43
		05:40PM	57
		09:00AM	29
	ARTC-2313	01:00PM	1
	ARTC-2317	05:40PM	4
		09:00AM	10
ARTC-2347	05:40PM	1	
ARTS-1303	10:40AM	7	
ARTS-1311	09:00AM	18	

Austin Community College
OIE

6. Campus High Demand Report - Students Turned Away by Campus by Course
Summer, 2001

CAMPUS	COURSE	NUMBER TURNED	
		HOUR	AWAY
NRG	ARTS-1316	01:00PM	20
		05:40PM	22
		09:00AM	12
	ARTS-1317	01:00PM	5
		05:40PM	8
	ARTS-2316	01:00PM	8
	ARTS-2317	01:00PM	5
	ARTS-2323	05:40PM	11
	ARTS-2324	05:40PM	3
	ARTV-1301	01:00PM	17
	BIOL-1406	06:00PM	17
		09:00AM	15
	BIOL-1407	02:00PM	15
	BUSG-2371	06:00PM	9
	BUSI-1301	06:00PM	10
	BUSI-2301	06:00PM	7
	CETT-1403	06:00PM	1




CAMPUS	COURSE	NUMBER TURNED	
		HOUR	AWAY
NRG	CETT-1457	01:00PM	1
	CHEM-1405	08:00PM	13
		12:00PM	10
	CHEM-1411	02:00PM	19
		06:00PM	11
	CHEM-1412	02:00PM	11
		12:00PM	5
	COMM-1335	06:00PM	1
	COSC-1300	06:25PM	13
		COSC-1301	01:00PM
	05:30PM		8
	09:00AM		6
	COSC-1315	01:50PM	5
		07:20PM	29
		09:00AM	17
	COSC-1320	05:40PM	12
CPMT-1445	06:00PM	2	

Austin Community College
OIE

6. Campus High Demand Report - Students Turned Away by Campus by Course
Summer, 2001

CAMPUS	COURSE	NUMBER TURNED	
		HOUR	AWAY
NRG	DESL-0613	07:20PM	3
	DESL-0663	05:25PM	3
		08:00AM	3
	DESL-1473	12:15PM	1
	DESL-1773	05:40PM	3
	DEVR-1303	06:00PM	4
	DEVR-1313	06:00PM	1
	DEVW-0403	06:00PM	10
	DEVW-1403	06:00PM	4
	DEVW-1413	06:00PM	3
	DFTG-1405	06:00PM	1
	DFTG-1409	06:00PM	33
		09:00AM	4
	DFTG-1458	06:00PM	5
	DFTG-2470	10:00AM	5
	ECON-2301	02:10PM	13
		06:00PM	42




CAMPUS	COURSE	NUMBER TURNED		
		HOUR	AWAY	
NRG	ECON-2301	10:40AM	15	
		12:15PM	12	
	ECON-2302	06:00PM	26	
		09:05AM	5	
	ENGL-1301	06:00PM	64	
		08:00AM	14	
		08:00PM	34	
		10:40AM	7	
		12:15PM	35	
		ENGL-1302	02:50PM	9
			06:00PM	17
	08:00PM		14	
		12:15PM	6	
	ENGL-1311	06:00PM	16	
	ENGL-2307	06:00PM	3	
	FREN-2312	09:05AM	1	
GEOG-1410	12:00PM	9		

Austin Community College
OIE

6. Campus High Demand Report - Students Turned Away by Campus by Course
Summer, 2001

CAMPUS	COURSE	NUMBER TURNED	
		HOUR	AWAY
NRG	GEOL-1403	02:00PM	7
	GOVT-2305	06:00PM	66
		08:00PM	13
		09:05AM	6
		10:40AM	16
		12:15PM	29
	GOVT-2306	06:00PM	44
		09:05AM	7
		10:40AM	2
		12:15PM	9
	GRPH-1425	01:00PM	8
		06:00PM	12
	HDP-1601	08:40AM	2
	HIST-1301	04:05PM	7
		06:00PM	37
		08:00PM	13
		09:05AM	8




CAMPUS	COURSE	NUMBER TURNED		
		HOUR	AWAY	
NRG	HIST-1301	10:40AM	15	
		12:15PM	22	
	HIST-1302	02:10PM	10	
		04:05PM	27	
		06:00PM	14	
		09:05AM	51	
		10:40AM	17	
	HPRS-1206	04:00PM	04:00PM	4
			06:00PM	1
		IMED-1301	05:40PM	33
	IMED-1316	09:00AM	20	
		01:00PM	27	
	IMED-1351	01:00PM	27	
		05:40PM	22	
	IMED-2315	01:00PM	10	
ITNW-1325	05:40PM	15		
	09:00AM	43		

Austin Community College
OIE

6. Campus High Demand Report - Students Turned Away by Campus by Course
Summer, 2001

CAMPUS	COURSE	HOUR	NUMBER TURNED
			AWAY
NRG	ITNW-2356	09:00AM	4
	ITSE-1331	04:45PM	10
	ITSE-2317	12:00PM	1
	ITSE-2321	11:35AM	2
	KINE-1118	12:00PM	2
	KINE-1121	10:35AM	4
	KINE-1127	06:00PM	1
	KINE-1128	05:10PM	3
	KINE-1138	05:10PM	4
	KINE-1145	06:00PM	11
		07:00PM	8
	KINE-2112	10:35AM	2
	KINE-2113	06:00PM	1
	MATD-0330	07:00PM	15
		08:00AM	3
	MATD-0370	07:25PM	57
		07:30AM	5




CAMPUS	COURSE	HOUR	NUMBER TURNED
			AWAY
NRG	MATD-0370	10:25AM	6
		11:00AM	13
		12:15PM	8
	MATD-0390	05:50PM	13
		07:00PM	5
		09:15AM	5
		09:45AM	3
	MATH-0163	08:40PM	1
	MATH-1314	04:00PM	15
		04:05PM	12
		08:00PM	5
		08:50AM	5
		12:00PM	3
	MATH-1324	06:00PM	15
	MATH-1335	07:30AM	2
MATH-1336	07:30AM	7	
MATH-1342	05:25PM	1	

Austin Community College
OIE

6. Campus High Demand Report - Students Turned Away by Campus by Course
Summer, 2001

CAMPUS	COURSE	NUMBER TURNED	
		HOURLY	AWAY
NRG	MATH-1425	05:20PM	7
		10:40AM	1
	MATH-2412	05:20PM	19
	MATH-2413	05:20PM	20
		09:00AM	6
	MATH-2414	07:20PM	9
	MATH-2415	07:20PM	2
	MUSC-1327	03:00PM	6
		06:00PM	6
	MUSC-2427	06:00PM	2
	MUSI-1117	02:10PM	1
	MUSI-1181	04:05PM	3
		06:00PM	4
	MUSI-1301	06:00PM	14
		09:05AM	19
		12:15PM	6
	MUSI-1306	04:05PM	17




CAMPUS	COURSE	NUMBER TURNED	
		HOURLY	AWAY
NRG	MUSI-1306	10:40AM	15
	MUSI-1312	02:10PM	1
	MUSP-1150	03:30PM	8
	PHIL-1301	06:00PM	22
	PHIL-2306	12:15PM	1
	PHTC-1302	06:45AM	4
	PHTC-1311	12:00PM	24
	PHTC-1349	08:20AM	1
	PHTC-1441	04:00PM	2
		09:00AM	7
	PHTC-2343	08:00AM	3
	PHTC-2349	03:20PM	1
	PHYS-1401	08:00AM	32
		10:00AM	34
	PHYS-1402	08:00AM	53
	PHYS-2425	06:00PM	34
		10:00AM	19

Austin Community College
OIE

6. Campus High Demand Report - Students Turned Away by Campus by Course
Summer, 2001

CAMPUS	COURSE	NUMBER TURNED	
		HOUR	AWAY
NRG	PHYS-2426	08:00PM	140
		12:00PM	112
	PSY-1633	12:15PM	1
	PSYC-2301	06:00PM	15
		08:00PM	5
	QCTC-1343	06:00PM	1
	SPAN-1511	01:00PM	11
		06:00PM	14
	SPAN-1512	01:00PM	13
		01:25PM	3
		06:00PM	14
	SPAN-2311	08:00PM	5
		10:40AM	12
		12:15PM	29
	SPAN-2312	02:10PM	10
		02:15PM	15
		07:30AM	5




CAMPUS	COURSE	NUMBER TURNED	
		HOUR	AWAY
NRG	SPAN-2312	08:00PM	18
		10:40AM	22
	SPCH-1311	04:05PM	40
		06:00PM	31
		08:00AM	26
	SPAN-1315	08:00PM	53
		09:05AM	23
		06:00PM	40
		10:40AM	39
	PIN	ARTS-1311	12:15PM
09:05AM			8
01:10PM			4
ARTS-1316		05:50PM	7
		05:50PM	4
ARTS-1317		05:50PM	4
BIO-1714		08:20AM	8
BIOL-1408		12:15PM	11
CHEM-1411		12:15PM	3

Austin Community College
OIE

6. Campus High Demand Report - Students Turned Away by Campus by Course
Summer, 2001

CAMPUS	COURSE	HOUR	NUMBER TURNED
			AWAY
PIN	CHEM-1412	12:00PM	6
	ECON-2301	12:15PM	15
	ENGL-1301	03:30PM	22
	GOVT-2305	10:00AM	24
		12:15PM	17
	GOVT-2306	10:00AM	4
		12:15PM	14
	HIST-1301	08:00AM	3
		10:00AM	11
	ITNW-1325	06:00PM	29
	ITSC-1325	01:30PM	6
	MATD-0370	06:30PM	9
		09:00AM	8
	PHTC-1311	05:00PM	2
		09:00AM	2
	SLNG-1404	06:00PM	4
	SPAN-1511	06:30PM	1




CAMPUS	COURSE	HOUR	NUMBER TURNED
			AWAY
PIN	SPAN-2312	01:00PM	19
	SPCH-1311	06:30PM	2
		12:15PM	1
	SPCH-1315	09:00AM	27
RGC	ACCT-2301	02:20PM	5
		06:00PM	9
		09:00AM	6
	ACCT-2302	12:15PM	12
		02:20PM	5
		10:10AM	21
	ARTS-1303	12:15PM	11
		02:10PM	5
		09:05AM	2
		01:10PM	36
ARTS-1312	09:05AM	2	
ARTS-1316	01:10PM	36	
ARTS-1317	01:10PM	11	
ARTS-2326	09:05AM	3	
ARTS-2333	05:50PM	17	

Austin Community College
OIE

6. Campus High Demand Report - Students Turned Away by Campus by Course
Summer, 2001

CAMPUS	COURSE	NUMBER TURNED	
		HOUR	AWAY
RGC	ARTS-2334	05:50PM	4
	ARTS-2346	01:00PM	18
		05:50PM	40
		09:05AM	38
		01:00PM	5
	ARTS-2347	05:50PM	10
		09:05AM	2
		BIO-1714	07:30AM
	BIOL-1406	12:15PM	8
	BIOL-1408	06:00PM	22
	BIOL-2401	06:00PM	15
	BIOL-2402	10:40AM	6
	BIOL-2420	02:15PM	36
	BUSG-2371	12:15PM	34
	CHEM-1411	08:00PM	25
		10:40AM	16
		12:00PM	15



CAMPUS	COURSE	NUMBER TURNED	
		HOUR	AWAY
RGC	CHEM-1412	08:00PM	25
		10:00AM	5
		10:40AM	19
	CHEM-2423	06:00PM	33
	CHEM-2425	06:00PM	24
	COSC-1300	09:00AM	23
	COSC-1301	01:00PM	36
		05:20PM	28
		08:30AM	34
		08:45AM	32
		12:00PM	47
		COSC-1315	05:25PM
		06:15PM	5
		09:00AM	4
	COSC-2415	12:00PM	1
	COSC-2425	08:00PM	10
	DANC-1131	06:00PM	19

Austin Community College
OIE

6. Campus High Demand Report - Students Turned Away by Campus by Course
Summer, 2001

CAMPUS	COURSE	HOUR	NUMBER TURNED	
				AWAY
RGC	DESL-1393	05:40PM		1
	DESL-1473	06:00PM		1
	DNC-1631	02:00PM		15
	DNC-1641	09:40AM		10
	DNC-2671	10:00AM		2
	ECON-2301	06:00PM		12
		09:05AM		50
	ECON-2302	06:00PM		6
		10:40AM		2
	ENGL-1301	06:00PM		19
	ENGL-1302	02:10PM		18
		09:05AM		4
		12:15PM		6
	ENGL-2322	10:40AM		4
	ENGL-2327	12:15PM		70
	ENGL-2328	09:05AM		10
	FREN-1511	09:00AM		12




CAMPUS	COURSE	HOUR	NUMBER TURNED	
				AWAY
RGC	FREN-2311	12:15PM		3
	GEOL-1305	09:45AM		5
		10:00AM		7
	GEOL-1403	05:40PM		19
	GOVT-2305	02:10PM		82
		04:05PM		17
		06:00PM		5
		08:00PM		1
		09:05AM		26
		10:40AM		90
		12:15PM		297
	GOVT-2306	02:10PM		95
		04:05PM		5
		08:00PM		6
		09:05AM		48
		10:40AM		72
		12:15PM		142

Austin Community College
OIE

6. Campus High Demand Report - Students Turned Away by Campus by Course
Summer, 2001

CAMPUS	COURSE	NUMBER TURNED	
		HOUR	AWAY
RGC	HIST-1301	02:10PM	85
		04:05PM	24
		06:00PM	4
		10:40AM	48
		12:15PM	118
	HIST-1302	02:10PM	80
		04:05PM	54
		09:05AM	40
		10:40AM	54
		12:15PM	88
	HUMA-1301	06:00PM	6
	ITNW-1325	06:00PM	46
	ITNW-2351	01:00PM	2
	ITSC-1325	01:00PM	1
		06:00PM	41
ITSE-1344	05:25PM	9	
ITSE-1345	09:00AM	34	




CAMPUS	COURSE	NUMBER TURNED	
		HOUR	AWAY
RGC	ITSE-2321	06:00PM	7
	ITSE-2356	12:30PM	10
	ITSW-1306	05:30PM	40
	ITSW-1327	06:00PM	18
	ITSW-1372	09:00AM	54
		12:30PM	3
	KINE-1145	10:40AM	3
	KINE-1146	09:05AM	1
	MATD-0370	01:15PM	25
		06:00PM	16
	MATH-0163	04:00PM	4
	MATH-0165	04:00PM	1
	MATH-0187	04:00PM	3
	MATH-1314	04:05PM	1
	MATH-1332	09:05AM	4
MATH-1335	10:40AM	7	
MATH-1336	10:40AM	9	

Austin Community College
OIE

6. Campus High Demand Report - Students Turned Away by Campus by Course
Summer, 2001

CAMPUS	COURSE	NUMBER TURNED		
		OUR	AWAY	
RGC	MATH-1342	07:40PM	3	
		09:05AM	7	
	MATH-1425	02:10PM	22	
		05:20PM	14	
	MATH-1426	05:20PM	13	
		06:00PM	27	
	MATH-2412	05:20PM	6	
	MATH-2414	05:20PM	17	
	MATH-2420	06:00PM	2	
		PHYS-1401	06:00PM	37
		08:00AM	25	
		10:00AM	31	
	PHYS-1402	12:00PM	27	
		02:00PM	55	
		06:00PM	37	
		08:00AM	61	
	12:00PM	67		




CAMPUS	COURSE	NUMBER TURNED	
		OUR	AWAY
RGC	PHYS-2425	08:00AM	20
		12:00PM	65
	PHYS-2426	06:00PM	196
		10:00AM	271
	PSYC-2301	06:00PM	13
		12:15PM	4
	PSYC-2317	10:40AM	9
	SLNG-1404	06:00PM	9
		09:00AM	12
	SLNG-1405	06:00PM	9
		09:00AM	6
	SLNG-1444	01:10PM	1
	SLNG-1445	01:10PM	4
		06:00PM	8
	SOC-2743	10:40AM	8
	SPAN-1511	01:30PM	10
06:00PM		27	

Austin Community College
OIE

6. Campus High Demand Report - Students Turned Away by Campus by Course
Summer, 2001

CAMPUS	COURSE	NUMBER TURNED	
		HOUR	AWAY
RGC	SPAN-1511	10:40AM	31
		01:30PM	9
		06:00PM	6
		07:55AM	7
		10:40AM	71
	SPAN-2311	02:10PM	92
		04:05PM	75
		06:00PM	36
		07:30AM	30
		10:40AM	50
	SPAN-2312	02:10PM	176
		06:00PM	93
		10:40AM	79
	SPCH-1311	02:10PM	22
		12:15PM	9
SPCH-1315	08:00PM	39	
	09:05AM	22	




CAMPUS	COURSE	NUMBER TURNED	
		HOUR	AWAY
RGC	SPCH-1315	10:40AM	38
		12:15PM	37
RVS	ARTS-1303	06:00PM	18
		05:00PM	1
	AUMT-1445	05:00PM	6
		05:00PM	1
	BIO-1704	06:00PM	16
		08:00AM	18
	BIO-1714	02:00PM	27
		06:00PM	34
		10:00AM	40
	BIO-1724	12:00PM	14
	BIOL-1323	10:00AM	2
BIOL-1408	08:45AM	13	
	05:30PM	5	
	10:30AM	6	
CHEM-1411	12:00PM	8	

Austin Community College
OIE

6. Campus High Demand Report - Students Turned Away by Campus by Course
Summer, 2001

CAMPUS	COURSE	NUMBER TURNED	
		OUR	AWAY
RVS	CHEM-1412	10:00AM	1
		10:30AM	3
	CNBT-1411	08:00AM	3
	COSC-1301	09:00AM	2
	DEVR-1313	06:00PM	4
	DEWV-1413	05:25PM	3
	ECON-2301	06:00PM	11
		09:05AM	15
		12:15PM	17
	EMSP-1160		11
	EMSP-1501	05:30PM	14
		09:00AM	4
	ENGL-1301	04:05PM	66
		06:00PM	29
		10:00AM	29
		12:15PM	2
	ENGL-1302	08:00PM	10




CAMPUS	COURSE	NUMBER TURNED		
		OUR	AWAY	
RVS	ENGL-2327	02:10PM	23	
		06:00PM	23	
		12:15PM	40	
	ENGL-2332	02:10PM	34	
		06:00PM	24	
	GOVT-2305	06:00PM	78	
		10:40AM	8	
		12:15PM	37	
	GOVT-2306	02:10PM	12	
		06:00PM	112	
		09:05AM	3	
		10:40AM	11	
	HDP-1601	06:00PM	7	
		HIST-1301	02:10PM	23
			06:00PM	8
	09:05AM	11		

Austin Community College
OIE

6. Campus High Demand Report - Students Turned Away by Campus by Course
Summer, 2001

CAMPUS	COURSE	NUMBER TURNED	
		HOUR	AWAY
RVS	HIST-1301	12:15PM	54
	HIST-1302	02:10PM	56
		04:05PM	5
		09:05AM	16
		12:15PM	18
	HPRS-1206	10:00AM	3
	HPRS-2300	12:00PM	13
	HRGY-1401	05:00PM	2
	HRGY-1448	05:00PM	1
	KINE-1120	06:00PM	9
	KINE-1145	12:15PM	5
	MATD-0330	01:00PM	5
		01:20PM	4
		06:00PM	12
	MATD-0370	02:10PM	23
		03:25PM	10
		07:00PM	10




CAMPUS	COURSE	NUMBER TURNED	
		HOUR	AWAY
RVS	MATD-0370	09:15AM	15
		09:40AM	12
		12:15PM	3
	MATH-1314	02:10PM	3
		12:15PM	4
	MATH-1426	06:00PM	14
	MATH-2412	05:20PM	8
	MTRC-1402	05:00PM	2
	PHIL-1301	06:00PM	16
		PHYS-1401	02:00PM
	10:00AM		17
	PSYC-2301	06:00PM	28
	PTA-2316	06:35PM	1
	RNSG-1105	08:30AM	16
	RNSG-1192	09:00AM	3
	RNSG-2162		1
RNSG-2260	01:00PM	1	

Austin Community College
OIE

6. Campus High Demand Report - Students Turned Away by Campus by Course
Summer, 2001

CAMPUS	COURSE	HOUR	NUMBER TURNED	
				AWAY
RVS	RNSG-2261			1
	RNSG-2263			5
	RNSG-2402	03:00PM		2
	SMFT-1101	12:00PM		1
	SPAN-1511	09:00AM		10
	SPAN-1512	01:00PM		18
		08:00AM		1
		09:00AM		15
		10:15AM		24
	SPAN-2311	06:00PM		15
		07:00PM		10
		09:05AM		32
		10:40AM		39
	SPAN-2312	06:00PM		63
		07:00PM		46
		09:05AM		51
		10:40AM		86
		11:35AM		2




CAMPUS	COURSE	HOUR	NUMBER TURNED	
				AWAY
RVS	SPCH-1311	02:10PM		15
		06:00PM		27
		09:05AM		15
	SPCH-1315	02:10PM		18
		12:15PM		108
	WLDG-1425	11:35AM		1
	WLDG-1427	05:00PM		1
	WLDG-1428	05:00PM		2
		11:35AM		2
	WLDG-1434	05:00PM		3
	WLDG-1435	11:35AM		1
	WLDG-1453	05:00PM		2
	WLDG-1457	05:00PM		2
		11:35AM		1
	WLDG-1491	11:35AM		3
WLDG-2406	05:00PM		1	
WLDG-2413	05:00PM		1	

Austin Community College
OIE

6. Campus High Demand Report - Students Turned Away by Campus by Course
Summer, 2001

CAMPUS	COURSE	HOUR	NUMBER TURNED	
				AWAY
EXT. CTR.	ARTS-1316	05:50PM		4
	CDEC-1456	01:00PM		2
	DESL-1483	01:05PM		4
	ENGL-1301	09:00AM		3
	HPRS-2200	04:00PM		1
	KINE-1103	08:45PM		4
	PHTC-1306	04:45PM		2
TELE	ANTH-2301			23
	ARTS-1303			69
	ARTS-1304			16
	ARTS-2316			5
	BIOL-1308			182
	BIOL-1406			5
	BIOL-2306			49
	BUSI-1307			1
	CDEC-1392	01:30PM		2



CAMPUS	COURSE	HOUR	NUMBER TURNED	
				AWAY
TELE	COSC-1300			85
	COSC-1301			237
	COSC-1315			46
	COSC-1320			3
	ECON-2301			73
	ECON-2302			24
	ENGL-1301			178
	ENGL-1302			462
	ENGL-2307			15
	ENGL-2342			109
	GEOG-1301			26
	GOG-2433			27
	GOVT-2305			1459
	GOVT-2306			2373
	HIS-1663			5
HIST-1301			565	
HIST-1302			1407	

Austin Community College
OIE

6. Campus High Demand Report - Students Turned Away by Campus by Course
Summer, 2001

CAMPUS	COURSE	HOUR	NUMBER TURNED	
				AWAY
TELE	HIST-2301			49
	HIST-2311			3
	HIST-2381			1
	HUMA-1301			195
	ITNW-1337			21
	ITSE-1331			41
	ITSE-2313			24
	ITSE-2317			3
	ITSE-2321			31
	KINE-1305			5
	MATD-0330			24
	MATD-0370			39
	MATD-0390			14
	MATH-1314			40
	PHIL-1301			39
	PHIL-1304			16
	PHIL-2306			79



CAMPUS	COURSE	HOUR	NUMBER TURNED	
				AWAY
TELE	PSYC-2301			4
	PSYC-2308			2
	SPCH-1311			103
SITE BASED	CDEC-2424	09:00AM		1
	ECON-2302	05:30PM		8
	ENGL-1301	06:00PM		2
	ENGL-1302	06:00PM		16
	GOVT-2305	05:30PM		8
		06:00PM		26
	GOVT-2306	06:00PM		21
	HIST-1301	05:30PM		22
		06:00PM		7
	HIST-1302	05:30PM		20
		06:00PM		12
SPCH-1311	06:00PM		9	
SPCH-1315	06:00PM		1	

Austin Community College
OIE

Preliminary Enrollment Reports
7. Headcount Attrition Summary

Final Status of Students who Demand Full Classes in Descending Order of "Did Not Find Another"
All Campuses Included
Summer, 2001

Course	Counts						Percents			
	Turned Away	Found Another	Did Not Find Another	Attending ACC	Not Attending ACC		Found Another	Did Not Find Another	Attending ACC	Not Attending ACC
GOVT-2306	3,020	1,734	1,286	864	422		57.4%	42.6%	67.2%	32.8%
HIST-1302	2,026	960	1,066	795	271		47.4%	52.6%	74.6%	25.4%
GOVT-2305	2,347	1,311	1,036	701	335		55.9%	44.1%	67.7%	32.3%
PHYS-2426	719	199	520	276	244		27.7%	72.3%	53.1%	46.9%
HIST-1301	1,119	637	482	338	144		56.9%	43.1%	70.1%	29.9%
ENGL-1302	563	200	363	256	107		35.5%	64.5%	70.5%	29.5%
SPCH-1315	462	190	272	211	61		41.1%	58.9%	77.6%	22.4%
COSC-1301	447	187	260	181	79		41.8%	58.2%	69.6%	30.4%
SPCH-1311	376	127	249	183	66		33.8%	66.2%	73.5%	26.5%
ENGL-1301	541	307	234	149	85		56.7%	43.3%	63.7%	36.3%
SPAN-2312	705	486	219	147	72		68.9%	31.1%	67.1%	32.9%
HUMA-1301	201	34	167	130	37		16.9%	83.1%	77.8%	22.2%
PHYS-1402	273	106	167	92	75		38.8%	61.2%	55.1%	44.9%
ECON-2301	301	153	148	116	32		50.8%	49.2%	78.4%	21.6%
ARTC-2305	180	36	144	108	36		20.0%	80.0%	75.0%	25.0%
PHYS-1401	231	97	134	82	52		42.0%	58.0%	61.2%	38.8%
ENGL-2327	156	36	120	106	14		23.1%	76.9%	88.3%	11.7%
MATD-0370	277	158	119	39	80		57.0%	43.0%	32.8%	67.2%
BIOL-1308	182	69	113	95	18		37.9%	62.1%	84.1%	15.9%
ITNW-1325	118	22	96	71	25		18.6%	81.4%	74.0%	26.0%
COSC-1300	121	32	89	57	32		26.4%	73.6%	64.0%	36.0%
ARTS-1303	99	15	84	66	18		15.2%	84.8%	78.6%	21.4%
ARTS-2346	96	16	80	60	20		16.7%	83.3%	75.0%	25.0%
SPAN-2311	429	351	78	30	48		81.8%	18.2%	38.5%	61.5%
ARTS-1316	107	31	76	58	18		29.0%	71.0%	76.3%	23.7%
PHYS-2425	138	70	68	46	22		50.7%	49.3%	67.6%	32.4%
BIO-1714	124	58	66	40	26		46.8%	53.2%	60.6%	39.4%
SPAN-1512	181	116	65	46	19		64.1%	35.9%	70.8%	29.2%
PHIL-2306	80	18	62	45	17		22.5%	77.5%	72.6%	27.4%

Austin Community College
OIE

Preliminary Enrollment Reports
7. Headcount Attrition Summary

Final Status of Students who Demand Full Classes in Descending Order of "Did Not Find Another"
All Campuses Included
Summer, 2001

Course	Counts						Percents			
	Turned Away	Found Another	Did Not Find Another	Attending ACC	Not Attending ACC		Found Another	Did Not Find Another	Attending ACC	Not Attending ACC
ENGL-2342	109	49	60	42	18		45.0%	55.0%	70.0%	30.0%
COSC-1315	120	61	59	36	23		50.8%	49.2%	61.0%	39.0%
CHEM-1411	108	52	56	35	21		48.1%	51.9%	62.5%	37.5%
MATH-1314	88	32	56	38	18		36.4%	63.6%	67.9%	32.1%
PHIL-1301	77	25	52	37	15		32.5%	67.5%	71.2%	28.8%
ECON-2302	92	41	51	36	15		44.6%	55.4%	70.6%	29.4%
IMED-1301	63	12	51	35	16		19.0%	81.0%	68.6%	31.4%
ENGL-2332	58	10	48	45	3		17.2%	82.8%	93.8%	6.3%
IMED-1316	59	13	46	33	13		22.0%	78.0%	71.7%	28.3%
SPAN-1511	104	59	45	23	22		56.7%	43.3%	51.1%	48.9%
PSYC-2301	76	32	44	30	14		42.1%	57.9%	68.2%	31.8%
HIST-2301	49	6	43	33	10		12.2%	87.8%	76.7%	23.3%
ITSW-1372	57	17	40	26	14		29.8%	70.2%	65.0%	35.0%
MATD-0330	78	38	40	16	24		48.7%	51.3%	40.0%	60.0%
ITSC-1325	48	9	39	25	14		18.8%	81.3%	64.1%	35.9%
ITSE-1331	51	13	38	19	19		25.5%	74.5%	50.0%	50.0%
ARTC-1305	46	9	37	33	4		19.6%	80.4%	89.2%	10.8%
BIOL-1406	45	9	36	21	15		20.0%	80.0%	58.3%	41.7%
ITSW-1306	40	4	36	27	9		10.0%	90.0%	75.0%	25.0%
ACCT-2301	74	40	34	25	9		54.1%	45.9%	73.5%	26.5%
BIOL-2420	36	3	33	22	11		8.3%	91.7%	66.7%	33.3%
ARTC-1345	36	4	32	24	8		11.1%	88.9%	75.0%	25.0%
BUSG-2371	43	12	31	26	5		27.9%	72.1%	83.9%	16.1%
ITSE-1345	34	3	31	23	8		8.8%	91.2%	74.2%	25.8%
BIOL-1408	46	16	30	26	4		34.8%	65.2%	86.7%	13.3%
BIOL-2306	49	19	30	25	5		38.8%	61.2%	83.3%	16.7%
MUSI-1301	39	10	29	22	7		25.6%	74.4%	75.9%	24.1%
ARTC-1313	54	26	28	20	8		48.1%	51.9%	71.4%	28.6%
ITSE-2321	40	13	27	9	18		32.5%	67.5%	33.3%	66.7%

Austin Community College
OIE

Preliminary Enrollment Reports
7. Headcount Attrition Summary

Final Status of Students who Demand Full Classes in Descending Order of "Did Not Find Another"
All Campuses Included
Summer, 2001

Course	Counts						Percents			
	Turned Away	Found Another	Did Not Find Another	Attending ACC	Not Attending ACC		Found Another	Did Not Find Another	Attending ACC	Not Attending ACC
MUSI-1306	32	5	27	20	7		15.6%	84.4%	74.1%	25.9%
CHEM-1412	75	49	26	19	7		65.3%	34.7%	73.1%	26.9%
BIO-1704	36	11	25	16	9		30.6%	69.4%	64.0%	36.0%
ARTC-1309	33	10	23	18	5		30.3%	69.7%	78.3%	21.7%
DFTG-1409	37	14	23	11	12		37.8%	62.2%	47.8%	52.2%
ARTS-1317	28	6	22	15	7		21.4%	78.6%	68.2%	31.8%
GEOG-1301	26	4	22	17	5		15.4%	84.6%	77.3%	22.7%
ITSE-2313	24	2	22	13	9		8.3%	91.7%	59.1%	40.9%
ARTS-1311	26	5	21	20	1		19.2%	80.8%	95.2%	4.8%
MATD-0390	40	19	21	10	11		47.5%	52.5%	47.6%	52.4%
MATH-2412	33	12	21	17	4		36.4%	63.6%	81.0%	19.0%
GEOL-1403	26	6	20	19	1		23.1%	76.9%	95.0%	5.0%
ANTH-2301	23	4	19	18	1		17.4%	82.6%	94.7%	5.3%
SLNG-1404	25	6	19	11	8		24.0%	76.0%	57.9%	42.1%
GOG-2433	27	9	18	12	6		33.3%	66.7%	66.7%	33.3%
KINE-1145	29	11	18	10	8		37.9%	62.1%	55.6%	44.4%
PHTC-1311	28	10	18	16	2		35.7%	64.3%	88.9%	11.1%
ARTS-2347	17	17	11	11	6			100.0%	64.7%	35.3%
EMSP-1501	18	1	17	4	13		5.6%	94.4%	23.5%	76.5%
ARTC-1317	18	2	16	14	2		11.1%	88.9%	87.5%	12.5%
ARTS-2333	17	1	16	11	5		5.9%	94.1%	68.8%	31.3%
ARTV-1301	17	1	16	13	3		5.9%	94.1%	81.3%	18.8%
ENGL-2307	18	2	16	8	8		11.1%	88.9%	50.0%	50.0%
GRPH-1425	20	4	16	10	6		20.0%	80.0%	62.5%	37.5%
ITNW-1337	21	5	16	10	6		23.8%	76.2%	62.5%	37.5%
ITSW-1327	18	3	15	13	2		16.7%	83.3%	86.7%	13.3%
MATH-1425	44	29	15	12	3		65.9%	34.1%	80.0%	20.0%
ACCT-2302	48	34	14	10	4		70.8%	29.2%	71.4%	28.6%
IMED-2315	15	1	14	10	4		6.7%	93.3%	71.4%	28.6%

Austin Community College
OIE

Preliminary Enrollment Reports
7. Headcount Attrition Summary

Final Status of Students who Demand Full Classes in Descending Order of "Did Not Find Another"
All Campuses Included
Summer, 2001

Course	Counts						Percents			
	Turned Away	Found Another	Did Not Find Another	Attending ACC	Not Attending ACC		Found Another	Did Not Find Another	Attending ACC	Not Attending ACC
PHIL-1304	16	2	14	12	2		12.5%	87.5%	85.7%	14.3%
BIOL-1407	15	2	13	10	3		13.3%	86.7%	76.9%	23.1%
CHEM-1405	23	10	13	8	5		43.5%	56.5%	61.5%	38.5%
DANC-1131	19	6	13	10	3		31.6%	68.4%	76.9%	23.1%
DNC-1631	15	2	13	11	2		13.3%	86.7%	84.6%	15.4%
MATH-2414	26	13	13	9	4		50.0%	50.0%	69.2%	30.8%
CHEM-2423	33	21	12	9	3		63.6%	36.4%	75.0%	25.0%
ENGL-1311	16	4	12	3	9		25.0%	75.0%	25.0%	75.0%
MATH-1426	54	42	12	4	8		77.8%	22.2%	33.3%	66.7%
MATH-2413	26	14	12	6	6		53.8%	46.2%	50.0%	50.0%
MUSC-1327	12		12	5	7			100.0%	41.7%	58.3%
ARTS-1304	16	5	11	9	2		31.3%	68.8%	81.8%	18.2%
ARTS-2316	13	2	11	8	3		15.4%	84.6%	72.7%	27.3%
ARTS-2323	11		11	8	3			100.0%	72.7%	27.3%
BIO-1724	14	3	11	7	4		21.4%	78.6%	63.6%	36.4%
MATH-1324	15	4	11	6	5		26.7%	73.3%	54.5%	45.5%
ARTC-1321	11	1	10	10			9.1%	90.9%	100.0%	
COSC-1320	15	6	9	5	4		40.0%	60.0%	55.6%	44.4%
DNC-1641	10	1	9	8	1		10.0%	90.0%	88.9%	11.1%
HPRS-2300	14	5	9	3	6		35.7%	64.3%	33.3%	66.7%
IMED-1351	10	1	9	8	1		10.0%	90.0%	88.9%	11.1%
KINE-1120	9		9	5	4			100.0%	55.6%	44.4%
BUSI-1301	10	2	8	6	2		20.0%	80.0%	75.0%	25.0%
DEVW-0403	14	6	8	5	3		42.9%	57.1%	62.5%	37.5%
EMSP-1160	11	3	8	4	4		27.3%	72.7%	50.0%	50.0%
ENGL-2328	10	2	8	8			20.0%	80.0%	100.0%	
FREN-1511	12	4	8	5	3		33.3%	66.7%	62.5%	37.5%
GEOL-1305	12	4	8	7	1		33.3%	66.7%	87.5%	12.5%
PSYC-2317	9	1	8	6	2		11.1%	88.9%	75.0%	25.0%

Austin Community College
OIE

Preliminary Enrollment Reports
7. Headcount Attrition Summary

Final Status of Students who Demand Full Classes in Descending Order of "Did Not Find Another"
All Campuses Included
Summer, 2001

Course	Counts						Percents			
	Turned Away	Found Another	Did Not Find Another	Attending ACC	Not Attending ACC		Found Another	Did Not Find Another	Attending ACC	Not Attending ACC
RNSG-1105	16	8	8	8			50.0%	50.0%	100.0%	
SLNG-1405	15	7	8	3	5		46.7%	53.3%	37.5%	62.5%
ARTC-1341	7		7	6	1			100.0%	85.7%	14.3%
CHEM-2425	24	17	7	2	5		70.8%	29.2%	28.6%	71.4%
GEOG-1410	9	2	7	5	2		22.2%	77.8%	71.4%	28.6%
ITSE-2356	10	3	7	3	4		30.0%	70.0%	42.9%	57.1%
BIOL-2401	15	9	6	4	2		60.0%	40.0%	66.7%	33.3%
MATH-1336	16	10	6	4	2		62.5%	37.5%	66.7%	33.3%
SOC-2743	8	2	6	3	3		25.0%	75.0%	50.0%	50.0%
ARTC-2317	14	9	5	4	1		64.3%	35.7%	80.0%	20.0%
ARTS-2317	5		5	5				100.0%	100.0%	
BIOL-2402	6	1	5	3	2		16.7%	83.3%	60.0%	40.0%
BUSI-2301	7	2	5	5			28.6%	71.4%	100.0%	
HDP-1601	9	4	5	4	1		44.4%	55.6%	80.0%	20.0%
HIS-1663	5		5	3	2			100.0%	60.0%	40.0%
ITSE-1344	9	4	5	2	3		44.4%	55.6%	40.0%	60.0%
SLNG-1445	12	7	5	3	2		58.3%	41.7%	60.0%	40.0%
ARTS-2334	4		4	2	2			100.0%	50.0%	50.0%
COSC-2425	10	6	4	3	1		60.0%	40.0%	75.0%	25.0%
DEVW-1413	6	2	4	1	3		33.3%	66.7%	25.0%	75.0%
ITNW-2356	4		4	3	1			100.0%	75.0%	25.0%
KINE-1121	4		4	2	2			100.0%	50.0%	50.0%
KINE-1138	4		4	3	1			100.0%	75.0%	25.0%
KINE-1305	5	1	4	4			20.0%	80.0%	100.0%	
MATH-0163	5	1	4	3	1		20.0%	80.0%	75.0%	25.0%
MUSI-1181	7	3	4	4			42.9%	57.1%	100.0%	
MUSP-1150	8	4	4	3	1		50.0%	50.0%	75.0%	25.0%
ARTS-2324	3		3	2	1			100.0%	66.7%	33.3%
AUMT-1445	6	3	3		3		50.0%	50.0%		100.0%

Austin Community College
OIE

Preliminary Enrollment Reports
7. Headcount Attrition Summary

Final Status of Students who Demand Full Classes in Descending Order of "Did Not Find Another"
All Campuses Included
Summer, 2001

Course	Counts						Percents			
	Turned Away	Found Another	Did Not Find Another	Attending ACC	Not Attending ACC		Found Another	Did Not Find Another	Attending ACC	Not Attending ACC
CDEC-1458	3		3	3				100.0%		100.0%
CDEC-2424	4	1	3	2	1		25.0%	75.0%	66.7%	33.3%
DESL-0663	6	3	3	2	1		50.0%	50.0%	66.7%	33.3%
DFTG-1458	5	2	3	1	2		40.0%	60.0%	33.3%	66.7%
DFTG-2470	5	2	3	1	2		40.0%	60.0%	33.3%	66.7%
ENGL-2322	4	1	3	3			25.0%	75.0%	100.0%	
HIST-2311	3		3	2	1			100.0%	66.7%	33.3%
HPRS-1206	7	4	3	2	1		57.1%	42.9%	66.7%	33.3%
ITSE-2317	4	1	3	1	2		25.0%	75.0%	33.3%	66.7%
KINE-1103	4	1	3	1	2		25.0%	75.0%	33.3%	66.7%
KINE-1128	3		3	1	2			100.0%	33.3%	66.7%
KINE-1141	3		3	2	1			100.0%	66.7%	33.3%
MATH-1342	11	8	3	3			72.7%	27.3%	100.0%	
PHTC-1441	9	6	3		3		66.7%	33.3%		100.0%
WLDG-1428	4	1	3	3			25.0%	75.0%	100.0%	
WLDG-1457	3		3	3				100.0%	100.0%	
WLDG-2413	3		3	3				100.0%	100.0%	
ARTS-1312	2		2	2				100.0%	100.0%	
ARTS-2326	3	1	2	1	1		33.3%	66.7%	50.0%	50.0%
CDEC-1456	2		2	1	1			100.0%	50.0%	50.0%
CNBT-1411	3	1	2		2		33.3%	66.7%		100.0%
DESL-0613	3	1	2	1	1		33.3%	66.7%	50.0%	50.0%
DESL-1483	4	2	2	2			50.0%	50.0%	100.0%	
DEV-1303	4	2	2	1	1		50.0%	50.0%	50.0%	50.0%
DEV-1313	9	7	2	1	1		77.8%	22.2%	50.0%	50.0%
DEV-1403	4	2	2	1	1		50.0%	50.0%	50.0%	50.0%
HRGY-1401	2		2		2			100.0%		100.0%
KINE-1118	2		2	1	1			100.0%	50.0%	50.0%
KINE-2112	2		2		2			100.0%		100.0%

Austin Community College
OIE

Preliminary Enrollment Reports
7. Headcount Attrition Summary

Final Status of Students who Demand Full Classes in Descending Order of "Did Not Find Another"
All Campuses Included
Summer, 2001

Course	Counts						Percents			
	Turned Away	Found Another	Did Not Find Another	Attending ACC	Not Attending ACC		Found Another	Did Not Find Another	Attending ACC	Not Attending ACC
MATH-0187	3	1	2		2		33.3%	66.7%		100.0%
MATH-1332	4	2	2	2			50.0%	50.0%	100.0%	
MATH-1335	9	7	2	2			77.8%	22.2%	100.0%	
MTRC-1402	2		2	1	1			100.0%	50.0%	50.0%
MUSC-2427	2		2	1	1			100.0%	50.0%	50.0%
PHTC-1302	4	2	2	1	1		50.0%	50.0%	50.0%	50.0%
PHTC-2343	3	1	2	2			33.3%	66.7%	100.0%	
PSYC-2308	2		2	2				100.0%	100.0%	
RSTO-1319	6	4	2	2			66.7%	33.3%	100.0%	
WLDG-1434	3	1	2	2			33.3%	66.7%	100.0%	
WLDG-1491	3	1	2	2			33.3%	66.7%	100.0%	
ARTC-2313	1		1	1				100.0%	100.0%	
AUMT-1405	1		1		1			100.0%		100.0%
AUMT-2417	1		1	1				100.0%	100.0%	
CDEC-1392	2	1	1	1			50.0%	50.0%	100.0%	
CETT-1403	1		1	1				100.0%	100.0%	
CETT-1457	1		1	1				100.0%	100.0%	
CJLE-2522	3	2	1	1			66.7%	33.3%	100.0%	
COMM-1335	1		1	1				100.0%	100.0%	
COSC-2415	1		1	1				100.0%	100.0%	
DESL-1473	2	1	1	1			50.0%	50.0%	100.0%	
DESL-1773	3	2	1		1		66.7%	33.3%		100.0%
DFTG-1405	1		1		1			100.0%		100.0%
DNC-2671	2	1	1	1			50.0%	50.0%	100.0%	
FREN-2312	1		1	1				100.0%	100.0%	
HIST-2381	1		1	1				100.0%	100.0%	
HPRS-2200	1		1		1			100.0%		100.0%
KINE-1127	1		1	1				100.0%	100.0%	
KINE-1146	1		1	1				100.0%	100.0%	

Austin Community College
OIE

Preliminary Enrollment Reports
7. Headcount Attrition Summary

Final Status of Students who Demand Full Classes in Descending Order of "Did Not Find Another"
All Campuses Included
Summer, 2001

Course	Counts						Percents			
	Turned Away	Found Another	Did Not Find Another	Attending ACC	Not Attending ACC		Found Another	Did Not Find Another	Attending ACC	Not Attending ACC
KINE-2113	1		1	1				100.0%	100.0%	
MATH-0165	1		1		1			100.0%		100.0%
MATH-2415	2	1	1		1		50.0%	50.0%		100.0%
MATH-2420	2	1	1		1		50.0%	50.0%		100.0%
PHTC-1306	2	1	1	1			50.0%	50.0%	100.0%	
PSY-1633	1		1		1			100.0%		100.0%
QCTC-1343	1		1		1			100.0%		100.0%
WLDG-1425	1		1	1				100.0%	100.0%	
WLDG-1427	1		1		1			100.0%		100.0%
WLDG-1435	1		1	1				100.0%	100.0%	
WLDG-1453	2	1	1	1			50.0%	50.0%	100.0%	
WLDG-2406	1		1	1				100.0%	100.0%	
ARTC-2347	1	1					100.0%			
BIOL-1323	2	2					100.0%			
BUSI-1307	1	1					100.0%			
CDEC-1166	1	1					100.0%			
CPMT-1445	2	2					100.0%			
DESL-1393	1	1					100.0%			
FREN-2311	3	3					100.0%			
HRGY-1448	1	1					100.0%			
ITNW-2351	2	2					100.0%			
MUSI-1117	1	1					100.0%			
MUSI-1312	1	1					100.0%			
PHTC-1349	1	1					100.0%			
PHTC-2349	1	1					100.0%			
PTA-2316	1	1					100.0%			
RNSG-1192	3	3					100.0%			
RNSG-2162	1	1					100.0%			
RNSG-2260	1	1					100.0%			

Austin Community College
OIE

Preliminary Enrollment Reports
7. Headcount Attrition Summary

Final Status of Students who Demand Full Classes in Descending Order of "Did Not Find Another"
All Campuses Included
Summer, 2001

Course	Counts						Percents			
	Turned Away	Found Another	Did Not Find Another	Attending ACC	Not Attending ACC		Found Another	Did Not Find Another	Attending ACC	Not Attending ACC
RNSG-2261	1	1					100.0%			
RNSG-2263	5	5					100.0%			
RNSG-2402	2	2					100.0%			
SLNG-1444	1	1					100.0%			
SMFT-1101	1	1					100.0%			
Table Total	19,218	9,040	10,178	6,971	3,207					

Austin Community College
OIE

Preliminary Enrollment Reports
8. Headcount Attrition Summary

Final Status of Students who Demand Full Classes in Descending Order of "Did Not Find Another"
Main Campuses Only
Summer, 2001

Course	Counts						Percents			
	Turned Away	Found Another	Did Not Find Another	Attending ACC	Not Attending ACC		Found Another	Did Not Find Another	Attending ACC	Not Attending ACC
PHYS-2426	719	199	520	276	244		27.7%	72.3%	53.1%	46.9%
GOVT-2305	854	541	313	228	85		63.3%	36.7%	72.8%	27.2%
SPCH-1315	461	189	272	211	61		41.0%	59.0%	77.6%	22.4%
GOVT-2306	626	379	247	182	65		60.5%	39.5%	73.7%	26.3%
SPAN-2312	705	486	219	147	72		68.9%	31.1%	67.1%	32.9%
HIST-1302	587	390	197	157	40		66.4%	33.6%	79.7%	20.3%
HIST-1301	525	346	179	132	47		65.9%	34.1%	73.7%	26.3%
PHYS-1402	273	106	167	92	75		38.8%	61.2%	55.1%	44.9%
ENGL-1301	358	194	164	106	58		54.2%	45.8%	64.6%	35.4%
SPCH-1311	264	101	163	121	42		38.3%	61.7%	74.2%	25.8%
ARTC-2305	180	36	144	108	36		20.0%	80.0%	75.0%	25.0%
PHYS-1401	231	97	134	82	52		42.0%	58.0%	61.2%	38.8%
ENGL-2327	156	36	120	106	14		23.1%	76.9%	88.3%	11.7%
COSC-1301	210	100	110	72	38		47.6%	52.4%	65.5%	34.5%
ECON-2301	228	123	105	85	20		53.9%	46.1%	81.0%	19.0%
ITNW-1325	118	22	96	71	25		18.6%	81.4%	74.0%	26.0%
MATD-0370	238	144	94	29	65		60.5%	39.5%	30.9%	69.1%
ARTS-2346	96	16	80	60	20		16.7%	83.3%	75.0%	25.0%
SPAN-2311	429	351	78	30	48		81.8%	18.2%	38.5%	61.5%
ARTS-1316	103	31	72	55	17		30.1%	69.9%	76.4%	23.6%
PHYS-2425	138	70	68	46	22		50.7%	49.3%	67.6%	32.4%
BIO-1714	124	58	66	40	26		46.8%	53.2%	60.6%	39.4%
SPAN-1512	181	116	65	46	19		64.1%	35.9%	70.8%	29.2%
CHEM-1411	108	52	56	35	21		48.1%	51.9%	62.5%	37.5%
IMED-1301	63	12	51	35	16		19.0%	81.0%	68.6%	31.4%

Austin Community College
OIE

Preliminary Enrollment Reports
8. Headcount Attrition Summary

Final Status of Students who Demand Full Classes in Descending Order of "Did Not Find Another"
Main Campuses Only
Summer, 2001

Course	Counts						Percents			
	Turned Away	Found Another	Did Not Find Another	Attending ACC	Not Attending ACC		Found Another	Did Not Find Another	Attending ACC	Not Attending ACC
ENGL-2332	58	10	48	45	3		17.2%	82.8%	93.8%	6.3%
IMED-1316	59	13	46	33	13		22.0%	78.0%	71.7%	28.3%
SPAN-1511	104	59	45	23	22		56.7%	43.3%	51.1%	48.9%
PSYC-2301	72	31	41	28	13		43.1%	56.9%	68.3%	31.7%
ENGL-1302	85	45	40	32	8		52.9%	47.1%	80.0%	20.0%
ITSW-1372	57	17	40	26	14		29.8%	70.2%	65.0%	35.0%
ITSC-1325	48	9	39	25	14		18.8%	81.3%	64.1%	35.9%
ARTC-1305	46	9	37	33	4		19.6%	80.4%	89.2%	10.8%
ECON-2302	60	24	36	28	8		40.0%	60.0%	77.8%	22.2%
ITSW-1306	40	4	36	27	9		10.0%	90.0%	75.0%	25.0%
ACCT-2301	74	40	34	25	9		54.1%	45.9%	73.5%	26.5%
BIOL-2420	36	3	33	22	11		8.3%	91.7%	66.7%	33.3%
ARTC-1345	36	4	32	24	8		11.1%	88.9%	75.0%	25.0%
BIOL-1406	40	9	31	18	13		22.5%	77.5%	58.1%	41.9%
BUSG-2371	43	12	31	26	5		27.9%	72.1%	83.9%	16.1%
ITSE-1345	34	3	31	23	8		8.8%	91.2%	74.2%	25.8%
BIOL-1408	46	16	30	26	4		34.8%	65.2%	86.7%	13.3%
MUSI-1301	39	10	29	22	7		25.6%	74.4%	75.9%	24.1%
ARTC-1313	54	26	28	20	8		48.1%	51.9%	71.4%	28.6%
MATD-0330	54	26	28	12	16		48.1%	51.9%	42.9%	57.1%
COSC-1315	74	47	27	17	10		63.5%	36.5%	63.0%	37.0%
MATH-1314	48	21	27	21	6		43.8%	56.3%	77.8%	22.2%
MUSI-1306	32	5	27	20	7		15.6%	84.4%	74.1%	25.9%
CHEM-1412	75	49	26	19	7		65.3%	34.7%	73.1%	26.9%
COSC-1300	36	10	26	16	10		27.8%	72.2%	61.5%	38.5%

Austin Community College
OIE

Preliminary Enrollment Reports
8. Headcount Attrition Summary

Final Status of Students who Demand Full Classes in Descending Order of "Did Not Find Another"
Main Campuses Only
Summer, 2001

Course	Counts						Percents			
	Turned Away	Found Another	Did Not Find Another	Attending ACC	Not Attending ACC		Found Another	Did Not Find Another	Attending ACC	Not Attending ACC
BIO-1704	36	11	25	16	9		30.6%	69.4%	64.0%	36.0%
ARTS-1303	30	6	24	19	5		20.0%	80.0%	79.2%	20.8%
ARTC-1309	33	10	23	18	5		30.3%	69.7%	78.3%	21.7%
DFTG-1409	37	14	23	11	12		37.8%	62.2%	47.8%	52.2%
ARTS-1317	28	6	22	15	7		21.4%	78.6%	68.2%	31.8%
PHIL-1301	38	16	22	17	5		42.1%	57.9%	77.3%	22.7%
ARTS-1311	26	5	21	20	1		19.2%	80.8%	95.2%	4.8%
MATH-2412	33	12	21	17	4		36.4%	63.6%	81.0%	19.0%
GEOL-1403	26	6	20	19	1		23.1%	76.9%	95.0%	5.0%
SLNG-1404	25	6	19	11	8		24.0%	76.0%	57.9%	42.1%
KINE-1145	29	11	18	10	8		37.9%	62.1%	55.6%	44.4%
PHTC-1311	28	10	18	16	2		35.7%	64.3%	88.9%	11.1%
ARTS-2347	17		17	11	6			100.0%	64.7%	35.3%
EMSP-1501	18	1	17	4	13		5.6%	94.4%	23.5%	76.5%
ARTC-1317	18	2	16	14	2		11.1%	88.9%	87.5%	12.5%
ARTS-2333	17	1	16	11	5		5.9%	94.1%	68.8%	31.3%
ARTV-1301	17	1	16	13	3		5.9%	94.1%	81.3%	18.8%
GRPH-1425	20	4	16	10	6		20.0%	80.0%	62.5%	37.5%
ITSW-1327	18	3	15	13	2		16.7%	83.3%	86.7%	13.3%
MATH-1425	44	29	15	12	3		65.9%	34.1%	80.0%	20.0%
ACCT-2302	48	34	14	10	4		70.8%	29.2%	71.4%	28.6%
IMED-2315	15	1	14	10	4		6.7%	93.3%	71.4%	28.6%
BIOL-1407	15	2	13	10	3		13.3%	86.7%	76.9%	23.1%
CHEM-1405	23	10	13	8	5		43.5%	56.5%	61.5%	38.5%
DANC-1131	19	6	13	10	3		31.6%	68.4%	76.9%	23.1%

Austin Community College
OIE

Preliminary Enrollment Reports
8. Headcount Attrition Summary

Final Status of Students who Demand Full Classes in Descending Order of "Did Not Find Another"
Main Campuses Only
Summer, 2001

Course	Counts						Percents			
	Turned Away	Found Another	Did Not Find Another	Attending ACC	Not Attending ACC		Found Another	Did Not Find Another	Attending ACC	Not Attending ACC
DNC-1631	15	2	13	11	2		13.3%	86.7%	84.6%	15.4%
MATH-2414	26	13	13	9	4		50.0%	50.0%	69.2%	30.8%
CHEM-2423	33	21	12	9	3		63.6%	36.4%	75.0%	25.0%
ENGL-1311	16	4	12	3	9		25.0%	75.0%	25.0%	75.0%
MATH-1426	54	42	12	4	8		77.8%	22.2%	33.3%	66.7%
MATH-2413	26	14	12	6	6		53.8%	46.2%	50.0%	50.0%
MUSC-1327	12		12	5	7			100.0%	41.7%	58.3%
ARTS-2323	11		11	8	3			100.0%	72.7%	27.3%
BIO-1724	14	3	11	7	4		21.4%	78.6%	63.6%	36.4%
MATD-0390	26	15	11	4	7		57.7%	42.3%	36.4%	63.6%
MATH-1324	15	4	11	6	5		26.7%	73.3%	54.5%	45.5%
ARTC-1321	11	1	10	10			9.1%	90.9%	100.0%	
DNC-1641	10	1	9	8	1		10.0%	90.0%	88.9%	11.1%
HPRS-2300	14	5	9	3	6		35.7%	64.3%	33.3%	66.7%
IMED-1351	10	1	9	8	1		10.0%	90.0%	88.9%	11.1%
KINE-1120	9		9	5	4			100.0%	55.6%	44.4%
BUSI-1301	10	2	8	6	2		20.0%	80.0%	75.0%	25.0%
COSC-1320	12	4	8	5	3		33.3%	66.7%	62.5%	37.5%
DEVW-0403	14	6	8	5	3		42.9%	57.1%	62.5%	37.5%
EMSP-1160	11	3	8	4	4		27.3%	72.7%	50.0%	50.0%
ENGL-2328	10	2	8	8			20.0%	80.0%	100.0%	
FREN-1511	12	4	8	5	3		33.3%	66.7%	62.5%	37.5%
GEOL-1305	12	4	8	7	1		33.3%	66.7%	87.5%	12.5%
PSYC-2317	9	1	8	6	2		11.1%	88.9%	75.0%	25.0%
RNSG-1105	16	8	8	8			50.0%	50.0%	100.0%	

Austin Community College
OIE

Preliminary Enrollment Reports
8. Headcount Attrition Summary

Final Status of Students who Demand Full Classes in Descending Order of "Did Not Find Another"
Main Campuses Only
Summer, 2001

Course	Counts						Percents			
	Turned Away	Found Another	Did Not Find Another	Attending ACC	Not Attending ACC		Found Another	Did Not Find Another	Attending ACC	Not Attending ACC
SLNG-1405	15	7	8	3	5		46.7%	53.3%	37.5%	62.5%
ARTC-1341	7		7	6	1			100.0%	85.7%	14.3%
ARTS-2316	8	1	7	6	1		12.5%	87.5%	85.7%	14.3%
CHEM-2425	24	17	7	2	5		70.8%	29.2%	28.6%	71.4%
GEOG-1410	9	2	7	5	2		22.2%	77.8%	71.4%	28.6%
ITSE-2356	10	3	7	3	4		30.0%	70.0%	42.9%	57.1%
BIOL-2401	15	9	6	4	2		60.0%	40.0%	66.7%	33.3%
MATH-1336	16	10	6	4	2		62.5%	37.5%	66.7%	33.3%
SOC-2743	8	2	6	3	3		25.0%	75.0%	50.0%	50.0%
ARTC-2317	14	9	5	4	1		64.3%	35.7%	80.0%	20.0%
ARTS-2317	5		5	5				100.0%	100.0%	
BIOL-2402	6	1	5	3	2		16.7%	83.3%	60.0%	40.0%
BUSI-2301	7	2	5	5			28.6%	71.4%	100.0%	
HDP-1601	9	4	5	4	1		44.4%	55.6%	80.0%	20.0%
ITSE-1344	9	4	5	2	3		44.4%	55.6%	40.0%	60.0%
ITSE-2321	9	4	5	3	2		44.4%	55.6%	60.0%	40.0%
SLNG-1445	12	7	5	3	2		58.3%	41.7%	60.0%	40.0%
ARTS-2334	4		4	2	2			100.0%	50.0%	50.0%
COSC-2425	10	6	4	3	1		60.0%	40.0%	75.0%	25.0%
DEVW-1413	6	2	4	1	3		33.3%	66.7%	25.0%	75.0%
HUMA-1301	6	2	4	4			33.3%	66.7%	100.0%	
ITNW-2356	4		4	3	1			100.0%	75.0%	25.0%
ITSE-1331	10	6	4	3	1		60.0%	40.0%	75.0%	25.0%
KINE-1121	4		4	2	2			100.0%	50.0%	50.0%
KINE-1138	4		4	3	1			100.0%	75.0%	25.0%

Austin Community College
OIE

Preliminary Enrollment Reports
8. Headcount Attrition Summary

Final Status of Students who Demand Full Classes in Descending Order of "Did Not Find Another"
Main Campuses Only
Summer, 2001

Course	Counts						Percents			
	Turned Away	Found Another	Did Not Find Another	Attending ACC	Not Attending ACC		Found Another	Did Not Find Another	Attending ACC	Not Attending ACC
MATH-0163	5	1	4	3	1		20.0%	80.0%	75.0%	25.0%
MUSI-1181	7	3	4	4			42.9%	57.1%	100.0%	
MUSP-1150	8	4	4	3	1		50.0%	50.0%	75.0%	25.0%
ARTS-2324	3		3	2	1			100.0%	66.7%	33.3%
AUMT-1445	6	3	3		3		50.0%	50.0%		100.0%
CDEC-1458	3		3	3				100.0%	100.0%	
DESL-0663	6	3	3	2	1		50.0%	50.0%	66.7%	33.3%
DFTG-1458	5	2	3	1	2		40.0%	60.0%	33.3%	66.7%
DFTG-2470	5	2	3	1	2		40.0%	60.0%	33.3%	66.7%
ENGL-2307	3		3	2	1			100.0%	66.7%	33.3%
ENGL-2322	4	1	3	3			25.0%	75.0%	100.0%	
HPRS-1206	7	4	3	2	1		57.1%	42.9%	66.7%	33.3%
KINE-1128	3		3	1	2			100.0%	33.3%	66.7%
MATH-1342	11	8	3	3			72.7%	27.3%	100.0%	
PHTC-1441	9	6	3		3		66.7%	33.3%		100.0%
WLDG-1428	4	1	3	3			25.0%	75.0%	100.0%	
WLDG-1457	3		3	3				100.0%	100.0%	
WLDG-2413	3		3	3				100.0%	100.0%	
ARTS-1312	2		2	2				100.0%	100.0%	
ARTS-2326	3	1	2	1	1		33.3%	66.7%	50.0%	50.0%
CDEC-2424	3	1	2	2			33.3%	66.7%	100.0%	
CNBT-1411	3	1	2		2		33.3%	66.7%		100.0%
DESL-0613	3	1	2	1	1		33.3%	66.7%	50.0%	50.0%
DEVR-1303	4	2	2	1	1		50.0%	50.0%	50.0%	50.0%
DEVR-1313	9	7	2	1	1		77.8%	22.2%	50.0%	50.0%

Austin Community College
OIE

Preliminary Enrollment Reports
8. Headcount Attrition Summary

Final Status of Students who Demand Full Classes in Descending Order of "Did Not Find Another"
Main Campuses Only
Summer, 2001

Course	Counts						Percents			
	Turned Away	Found Another	Did Not Find Another	Attending ACC	Not Attending ACC		Found Another	Did Not Find Another	Attending ACC	Not Attending ACC
DEVW-1403	4	2	2	1	1		50.0%	50.0%	50.0%	50.0%
HRGY-1401	2		2		2			100.0%		100.0%
KINE-1118	2		2	1	1			100.0%	50.0%	50.0%
KINE-2112	2		2		2			100.0%		100.0%
MATH-0187	3	1	2		2		33.3%	66.7%		100.0%
MATH-1332	4	2	2	2			50.0%	50.0%	100.0%	
MATH-1335	9	7	2	2			77.8%	22.2%	100.0%	
MTRC-1402	2		2	1	1			100.0%	50.0%	50.0%
MUSC-2427	2		2	1	1			100.0%	50.0%	50.0%
PHTC-1302	4	2	2	1	1		50.0%	50.0%	50.0%	50.0%
PHTC-2343	3	1	2	2			33.3%	66.7%	100.0%	
RSTO-1319	6	4	2	2			66.7%	33.3%	100.0%	
WLDG-1434	3	1	2	2			33.3%	66.7%	100.0%	
WLDG-1491	3	1	2	2			33.3%	66.7%	100.0%	
ARTC-2313	1		1	1				100.0%	100.0%	
AUMT-1405	1		1		1			100.0%		100.0%
AUMT-2417	1		1	1				100.0%	100.0%	
CETT-1403	1		1	1				100.0%	100.0%	
CETT-1457	1		1	1				100.0%	100.0%	
CJLE-2522	3	2	1	1			66.7%	33.3%	100.0%	
COMM-1335	1		1	1				100.0%	100.0%	
COSC-2415	1		1	1				100.0%	100.0%	
DESL-1473	2	1	1	1			50.0%	50.0%	100.0%	
DESL-1773	3	2	1		1		66.7%	33.3%		100.0%
DFTG-1405	1		1		1			100.0%		100.0%

Austin Community College
OIE

Preliminary Enrollment Reports
8. Headcount Attrition Summary

Final Status of Students who Demand Full Classes in Descending Order of "Did Not Find Another"
Main Campuses Only
Summer, 2001

Course	Counts						Percents			
	Turned Away	Found Another	Did Not Find Another	Attending ACC	Not Attending ACC		Found Another	Did Not Find Another	Attending ACC	Not Attending ACC
DNC-2671	2	1	1	1			50.0%	50.0%	100.0%	
FREN-2312	1		1	1				100.0%	100.0%	
KINE-1127	1		1	1				100.0%	100.0%	
KINE-1146	1		1	1				100.0%	100.0%	
KINE-2113	1		1	1				100.0%	100.0%	
MATH-0165	1		1		1			100.0%		100.0%
MATH-2415	2	1	1		1		50.0%	50.0%		100.0%
MATH-2420	2	1	1		1		50.0%	50.0%		100.0%
PHIL-2306	1		1	1				100.0%	100.0%	
PSY-1633	1		1		1			100.0%		100.0%
QCTC-1343	1		1		1			100.0%		100.0%
WLDG-1425	1		1	1				100.0%	100.0%	
WLDG-1427	1		1		1			100.0%		100.0%
WLDG-1435	1		1	1				100.0%	100.0%	
WLDG-1453	2	1	1	1			50.0%	50.0%	100.0%	
WLDG-2406	1		1	1				100.0%	100.0%	
ARTC-2347	1	1					100.0%			
BIOL-1323	2	2					100.0%			
CDEC-1166	1	1					100.0%			
CPMT-1445	2	2					100.0%			
DESL-1393	1	1					100.0%			
FREN-2311	3	3					100.0%			
HRGY-1448	1	1					100.0%			
ITNW-2351	2	2					100.0%			
ITSE-2317	1	1					100.0%			

Austin Community College
OIE

Preliminary Enrollment Reports
8. Headcount Attrition Summary

Final Status of Students who Demand Full Classes in Descending Order of "Did Not Find Another"
Main Campuses Only
Summer, 2001

Course	Counts						Percents			
	Turned Away	Found Another	Did Not Find Another	Attending ACC	Not Attending ACC		Found Another	Did Not Find Another	Attending ACC	Not Attending ACC
MUSI-1117	1	1					100.0%			
MUSI-1312	1	1					100.0%			
PHTC-1349	1	1					100.0%			
PHTC-2349	1	1					100.0%			
PTA-2316	1	1					100.0%			
RNSG-1192	3	3					100.0%			
RNSG-2162	1	1					100.0%			
RNSG-2260	1	1					100.0%			
RNSG-2261	1	1					100.0%			
RNSG-2263	5	5					100.0%			
RNSG-2402	2	2					100.0%			
SLNG-1444	1	1					100.0%			
SMFT-1101	1	1					100.0%			
Table Total	10,863	5,277	5,586	3,816	1,770					

Austin Community College
OIE

Preliminary Enrollment Reports
9. Headcount Attrition History
1997 - 2001

YEAR

	Fall 1997		Fall 1998		Fall 1999		Fall 2000		Spring 2001		Summer 2001	
	Number	Percent	Number	Percent	Number	Percent	Number	Percent	Number	Percent	Number	Percent
Turned away from course	21,166	21% (-)	21,623	2% (+)	22,773	5% (+)	25,491	12% (+)	23,216	9% (-)	19,218	17% (-)
Found another section	8,981	42.4%	9,160	42.4%	9,728	40.7%	9,894	38.8%	9,154	39.4%	9,040	47.0%
Not enrolled in Course	12,185	57.6%	12,463	57.6%	13,495	59.3%	15,597	61.2%	14,062	60.6%	10,178	53.0%
Took another ACC course	10,213	48.3%	10,167	47.0%	11,553	50.7%	12,598	49.4%	11,499	49.5%	6,971	36.3%
Took no other ACC course	1,972	9.3%	2,296	10.6%	1,942	8.5%	2,639	10.4%	2,563	11%	3,207	16.7%

Note: Change is percent change over previous year.