

**Survey of Entering Student Engagement - Austin Community College (2012 Administration)**

**2012 Benchmark Scores Report - Main Survey**

Comparison Group: Extra-Large Colleges in the 2012 Cohort\*

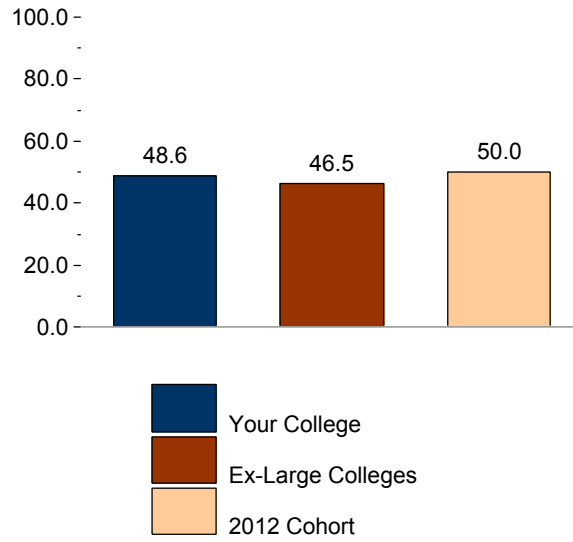
Entering Students Only

[Weighted]

Benchmark	Your College	Ex-Large Colleges		2012 Cohort	
	Score	Score	Difference	Score	Difference
Early Connections	48.6	46.5	2.2	50.0	-1.4
High Expectations and Aspirations	50.4	49.2	1.2	50.0	0.4
Clear Academic Plan and Pathway	60.1	48.0	12.0	50.0	10.1
Effective Track to College Readiness	52.2	49.8	2.4	50.0	2.2
Engaged Learning	49.4	49.3	0.1	50.0	-0.6
Academic and Social Support Network	50.7	49.0	1.7	50.0	0.7

\* The comparison group and cohort columns on this page INCLUDE your college.

**Survey of Entering Student Engagement**  
**Austin Community College (2012 Administration)**  
**2012 Benchmark Bar Chart - Main Survey**  
Comparison Group: Extra-Large Colleges in the 2012 Cohort\*  
Entering Students Only  
[Weighted]  
Early Connections (EARLYCON)



\* The comparison group and cohort bars on this page INCLUDE your college.

21JAN13

**Survey of Entering Student Engagement - Austin Community College (2012 Administration)**

**2012 Benchmark Means Report - Main Survey**

Comparison Group: Extra-Large Colleges in the 2012 Cohort\*

Entering Students Only

[Weighted]

Early Connections (EARLYCON)

		Your College	Ex-Large Colleges		2012 Cohort	
Item	Variable	Mean	Mean	Effect Size**	Mean	Effect Size**
Item 18: Think about your experiences from the time of your decision to attend this college through the end of the first three weeks of your first semester/quarter.						
1 = Strongly disagree, 2 = Disagree, 3 = Neutral, 4 = Agree, 5 = Strongly agree						
18a. The very first time I came to this college I felt welcome [EARLYCON]	WELCOME	3.92	3.92		3.97	
18i. The college provided me with adequate information about financial assistance (scholarships, grants, loans, etc.) [EARLYCON]	FAINFO	3.35	3.32		3.40	
18j. A college staff member helped me determine whether I qualified for financial assistance [EARLYCON]	QUALFA	3.01	2.89		2.99	
18p. At least one college staff member (other than an instructor) learned my name [EARLYCON]	CSTAFNAM	3.13	3.03		3.19	
One or more items in this benchmark are not suited to means calculations. Please see the Frequency Distribution that follows for these items.						

\* The comparison group and cohort columns on this page EXCLUDE your college.

\*\* T-test: 2-tailed

If a row contains less than 50 respondents, interpret the comparison results cautiously.

**Survey of Entering Student Engagement - Austin Community College (2012 Administration)**

**2012 Benchmark Frequency Distributions - Main Survey**

Comparison Group: Extra-Large Colleges in the 2012 Cohort\*

Entering Students Only

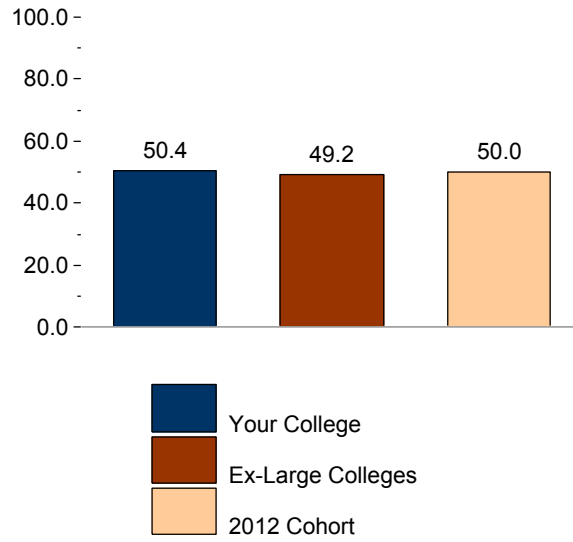
[Weighted]

Early Connections (EARLYCON)

			Your College		Ex-Large Colleges		2012 Cohort	
Item	Variable	Responses	Count	Percent	Count	Percent	Count	Percent
<b>Item 18: Think about your experiences from the time of your decision to attend this college through the end of the first three weeks of your first semester/quarter.</b>								
18a. The very first time I came to this college I felt welcome [EARLYCON]	WELCOME	Strongly disagree	4	0.9	174	1.0	827	0.9
		Disagree	13	2.7	458	2.6	2,130	2.2
		Neutral	128	25.9	4,657	26.1	22,759	23.6
		Agree	218	44.3	7,936	44.5	43,625	45.3
		Strongly agree	130	26.3	4,621	25.9	26,929	28.0
		<b>Total</b>	<b>493</b>	<b>100.0</b>	<b>17,846</b>	<b>100.0</b>	<b>96,271</b>	<b>100.0</b>
18i. The college provided me with adequate information about financial assistance (scholarships, grants, loans, etc.) [EARLYCON]	FAINFO	Strongly disagree	30	6.2	1,517	8.5	7,258	7.6
		Disagree	80	16.3	2,873	16.1	14,475	15.1
		Neutral	158	32.0	4,827	27.1	24,875	25.9
		Agree	135	27.3	5,599	31.5	31,238	32.5
		Strongly agree	90	18.3	2,979	16.7	18,163	18.9
		<b>Total</b>	<b>493</b>	<b>100.0</b>	<b>17,796</b>	<b>100.0</b>	<b>96,009</b>	<b>100.0</b>
18j. A college staff member helped me determine whether I qualified for financial assistance [EARLYCON]	QUALFA	Strongly disagree	48	9.8	2,314	13.1	11,398	11.9
		Disagree	134	27.3	5,049	28.5	25,246	26.4
		Neutral	142	28.8	4,635	26.1	24,837	26.0
		Agree	97	19.9	3,650	20.6	21,027	22.0
		Strongly agree	70	14.2	2,076	11.7	13,184	13.8
		<b>Total</b>	<b>491</b>	<b>100.0</b>	<b>17,724</b>	<b>100.0</b>	<b>95,693</b>	<b>100.0</b>
18p. At least one college staff member (other than an instructor) learned my name [EARLYCON]	CSTAFNAM	Strongly disagree	75	15.3	2,918	16.4	13,366	13.9
		Disagree	107	21.7	4,260	24.0	20,662	21.5
		Neutral	98	19.9	3,270	18.4	17,507	18.2
		Agree	105	21.3	3,949	22.2	23,354	24.3
		Strongly agree	108	21.9	3,360	18.9	21,070	22.0
		<b>Total</b>	<b>493</b>	<b>100.0</b>	<b>17,757</b>	<b>100.0</b>	<b>95,958</b>	<b>100.0</b>
<b>Item 23</b>								
23. Was a specific person assigned to you so you could see him/her each time you needed information or assistance?	ASNPERS	Yes	113	23.8	3,437	20.0	23,397	25.2
		No	363	76.2	13,752	80.0	69,536	74.8
		<b>Total</b>	<b>477</b>	<b>100.0</b>	<b>17,189</b>	<b>100.0</b>	<b>92,933</b>	<b>100.0</b>

\* The comparison group and cohort columns on this page EXCLUDE your college.

**Survey of Entering Student Engagement**  
**Austin Community College (2012 Administration)**  
**2012 Benchmark Bar Chart - Main Survey**  
Comparison Group: Extra-Large Colleges in the 2012 Cohort\*  
Entering Students Only  
[Weighted]  
High Expectations and Aspirations (HIEXPECT)



\* The comparison group and cohort bars on this page INCLUDE your college.

21JAN13

**Survey of Entering Student Engagement - Austin Community College (2012 Administration)**

**2012 Benchmark Means Report - Main Survey**

Comparison Group: Extra-Large Colleges in the 2012 Cohort\*

Entering Students Only

[Weighted]

High Expectations and Aspirations (HIEXPECT)

		Your College	Ex-Large Colleges		2012 Cohort	
Item	Variable	Mean	Mean	Effect Size**	Mean	Effect Size**
Item 18: Think about your experiences from the time of your decision to attend this college through the end of the first three weeks of your first semester/quarter.						
1 = Strongly disagree, 2 = Disagree, 3 = Neutral, 4 = Agree, 5 = Strongly agree						
18b. The instructors at this college want me to succeed [HIEXPECT]	WNTSCCD	4.23	4.24		4.27	
18t. I have the motivation to do what it takes to succeed in college [HIEXPECT]	ITTAKES	4.47	4.43		4.44	
18u. I am prepared academically to succeed in college [HIEXPECT]	ACPRPRD	4.32	4.31		4.30	
Item 19: During the first three weeks of your first semester/quarter at this college, about how often did you do the following?						
1 = Never, 2 = Once, 3 = Two or three times, 4 = Four or more times						
19c. Turn in an assignment late [HIEXPECT]	LATETURN	1.44	1.40		1.41	
19d. Not turn in an assignment [HIEXPECT]	NOTTURN	1.29	1.37		1.34	
19f. Come to class without completing readings or assignments [HIEXPECT]	NOTCOMPL	1.59	1.60		1.59	
19s. Skip class [HIEXPECT]	SKIPCL	1.34	1.37		1.35	

\* The comparison group and cohort columns on this page EXCLUDE your college.

\*\* T-test: 2-tailed

If a row contains less than 50 respondents, interpret the comparison results cautiously.

**Survey of Entering Student Engagement - Austin Community College (2012 Administration)**

**2012 Benchmark Frequency Distributions - Main Survey**

Comparison Group: Extra-Large Colleges in the 2012 Cohort\*

Entering Students Only

[Weighted]

High Expectations and Aspirations (HIEXPECT)

Item	Variable	Responses	Your College		Ex-Large Colleges		2012 Cohort	
			Count	Percent	Count	Percent	Count	Percent
<b>Item 18: Think about your experiences from the time of your decision to attend this college through the end of the first three weeks of your first semester/quarter.</b>								
18b. The instructors at this college want me to succeed [HIEXPECT]	WNTSCCD	Strongly disagree	1	0.3	35	0.2	209	0.2
		Disagree	4	0.8	159	0.9	693	0.7
		Neutral	64	13.0	2,194	12.3	11,164	11.6
		Agree	236	47.9	8,541	48.0	44,942	46.8
		Strongly agree	188	38.1	6,875	38.6	39,064	40.7
		<b>Total</b>	<b>492</b>	<b>100.0</b>	<b>17,803</b>	<b>100.0</b>	<b>96,071</b>	<b>100.0</b>
18t. I have the motivation to do what it takes to succeed in college [HIEXPECT]	ITTAKES	Strongly disagree	4	0.8	89	0.5	384	0.4
		Disagree	3	0.7	180	1.0	992	1.0
		Neutral	40	8.2	1,537	8.6	7,998	8.3
		Agree	155	31.4	6,198	34.9	33,665	35.1
		Strongly agree	290	59.0	9,778	55.0	52,984	55.2
		<b>Total</b>	<b>492</b>	<b>100.0</b>	<b>17,781</b>	<b>100.0</b>	<b>96,023</b>	<b>100.0</b>
18u. I am prepared academically to succeed in college [HIEXPECT]	ACPRPRD	Strongly disagree	2	0.4	90	0.5	461	0.5
		Disagree	8	1.7	260	1.5	1,369	1.4
		Neutral	65	13.2	2,187	12.3	11,804	12.3
		Agree	172	34.8	6,796	38.1	37,305	38.8
		Strongly agree	247	49.9	8,488	47.6	45,233	47.0
		<b>Total</b>	<b>495</b>	<b>100.0</b>	<b>17,821</b>	<b>100.0</b>	<b>96,171</b>	<b>100.0</b>
<b>Item 19: During the first three weeks of your first semester/quarter at this college, about how often did you do the following?</b>								
19c. Turn in an assignment late [HIEXPECT]	LATETURN	Never	321	65.4	12,166	68.4	65,048	67.7
		Once	127	25.9	4,337	24.4	23,657	24.6
		Two or three times	39	7.9	1,130	6.4	6,521	6.8
		Four or more times	4	0.8	156	0.9	864	0.9
		<b>Total</b>	<b>491</b>	<b>100.0</b>	<b>17,789</b>	<b>100.0</b>	<b>96,090</b>	<b>100.0</b>
19d. Not turn in an assignment [HIEXPECT]	NOTTURN	Never	379	77.9	12,748	72.0	70,686	74.0
		Once	76	15.6	3,594	20.3	18,180	19.0
		Two or three times	27	5.5	1,094	6.2	5,307	5.6
		Four or more times	4	0.9	270	1.5	1,377	1.4
		<b>Total</b>	<b>486</b>	<b>100.0</b>	<b>17,705</b>	<b>100.0</b>	<b>95,550</b>	<b>100.0</b>
19f. Come to class without completing readings or assignments [HIEXPECT]	NOTCOMPL	Never	286	57.8	10,111	56.7	55,214	57.4
		Once	143	28.9	5,197	29.2	27,525	28.6
		Two or three times	50	10.0	2,026	11.4	10,983	11.4
		Four or more times	16	3.2	493	2.8	2,499	2.6
		<b>Total</b>	<b>495</b>	<b>100.0</b>	<b>17,827</b>	<b>100.0</b>	<b>96,222</b>	<b>100.0</b>

\* The comparison group and cohort columns on this page EXCLUDE your college.

**Survey of Entering Student Engagement - Austin Community College (2012 Administration)**

**2012 Benchmark Frequency Distributions - Main Survey**

Comparison Group: Extra-Large Colleges in the 2012 Cohort\*

Entering Students Only

[Weighted]

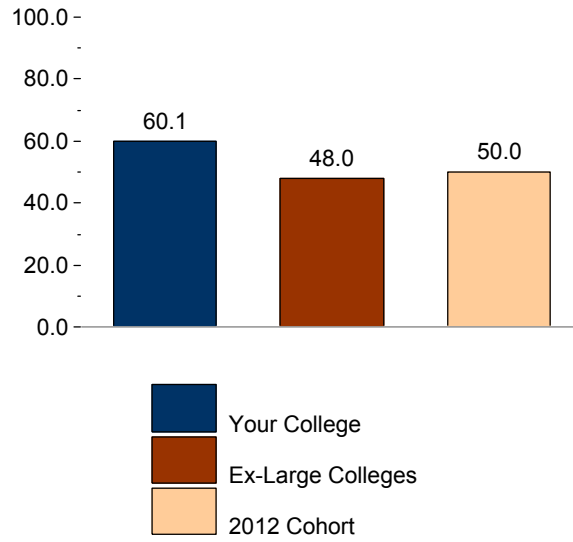
High Expectations and Aspirations (HIEXPECT)

Item	Variable	Responses	Your College		Ex-Large Colleges		2012 Cohort	
			Count	Percent	Count	Percent	Count	Percent
Item 19: During the first three weeks of your first semester/quarter at this college, about how often did you do the following?								
19s. Skip class [HIEXPECT]	SKIPCL	Never	358	73.0	13,059	73.3	71,413	74.2
		Once	100	20.3	3,216	18.1	16,992	17.7
		Two or three times	29	5.9	1,269	7.1	6,531	6.8
		Four or more times	4	0.8	260	1.5	1,320	1.4
		Total	490	100.0	17,804	100.0	96,257	100.0

\* The comparison group and cohort columns on this page EXCLUDE your college.



**Survey of Entering Student Engagement**  
**Austin Community College (2012 Administration)**  
**2012 Benchmark Bar Chart - Main Survey**  
Comparison Group: Extra-Large Colleges in the 2012 Cohort\*  
Entering Students Only  
[Weighted]  
Clear Academic Plan and Pathway (ACADPLAN)



\* The comparison group and cohort bars on this page INCLUDE your college.

21JAN13

**Survey of Entering Student Engagement - Austin Community College (2012 Administration)**

**2012 Benchmark Means Report - Main Survey**

Comparison Group: Extra-Large Colleges in the 2012 Cohort\*

Entering Students Only

[Weighted]

Clear Academic Plan and Pathway (ACADPLAN)

		Your College	Ex-Large Colleges		2012 Cohort	
Item	Variable	Mean	Mean	Effect Size**	Mean	Effect Size**
Item 18: Think about your experiences from the time of your decision to attend this college through the end of the first three weeks of your first semester/quarter.						
1 = Strongly disagree, 2 = Disagree, 3 = Neutral, 4 = Agree, 5 = Strongly agree						
18d. I was able to meet with an academic advisor at times convenient for me [ACADPLAN]	AACONTIM	4.01	3.67	0.35**	3.71	0.30**
18e. An advisor helped me to select a course of study, program, or major [ACADPLAN]	AASELMAJ	4.08	3.53	0.47**	3.62	0.39**
18f. An advisor helped me to set academic goals and to create a plan for achieving them [ACADPLAN]	ACADGOAL	3.58	3.11	0.41**	3.19	0.34**
18g. An advisor helped me to identify the courses I needed to take during my first semester/quarter [ACADPLAN]	CRSADV	4.24	3.74	0.45**	3.83	0.38**
18h. A college staff member talked with me about my commitments outside of school (work, children, dependents, etc.) to help me figure out how many courses to take [ACADPLAN]	OSCOMM	2.97	2.69	0.24**	2.79	

\* The comparison group and cohort columns on this page EXCLUDE your college.

\*\* T-test: 2-tailed

If a row contains less than 50 respondents, interpret the comparison results cautiously.

**Survey of Entering Student Engagement - Austin Community College (2012 Administration)**

**2012 Benchmark Frequency Distributions - Main Survey**

Comparison Group: Extra-Large Colleges in the 2012 Cohort\*

Entering Students Only

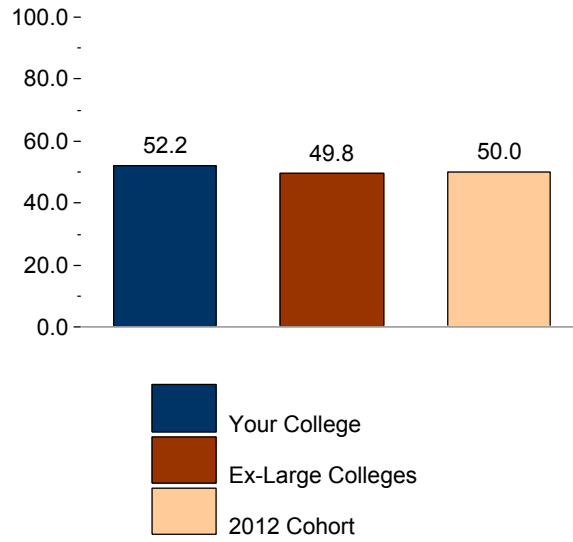
[Weighted]

Clear Academic Plan and Pathway (ACADPLAN)

Item	Variable	Responses	Your College		Ex-Large Colleges		2012 Cohort	
			Count	Percent	Count	Percent	Count	Percent
Item 18: Think about your experiences from the time of your decision to attend this college through the end of the first three weeks of your first semester/quarter.								
18d. I was able to meet with an academic advisor at times convenient for me [ACADPLAN]	AACONTIM	Strongly disagree	4	0.8	565	3.2	2,898	3.0
		Disagree	22	4.4	1,698	9.6	8,168	8.5
		Neutral	93	19.0	4,771	26.9	25,063	26.2
		Agree	219	44.8	6,727	38.0	36,971	38.7
		Strongly agree	152	31.1	3,950	22.3	22,504	23.5
		<b>Total</b>	<b>489</b>	<b>100.0</b>	<b>17,710</b>	<b>100.0</b>	<b>95,603</b>	<b>100.0</b>
18e. An advisor helped me to select a course of study, program, or major [ACADPLAN]	AASELMAJ	Strongly disagree	8	1.6	1,197	6.7	5,587	5.8
		Disagree	32	6.4	2,686	15.1	13,014	13.6
		Neutral	69	14.0	3,578	20.1	18,671	19.5
		Agree	190	38.6	6,056	34.1	33,349	34.7
		Strongly agree	194	39.4	4,265	24.0	25,358	26.4
		<b>Total</b>	<b>493</b>	<b>100.0</b>	<b>17,781</b>	<b>100.0</b>	<b>95,979</b>	<b>100.0</b>
18f. An advisor helped me to set academic goals and to create a plan for achieving them [ACADPLAN]	ACADGOAL	Strongly disagree	19	3.8	1,639	9.2	7,562	7.9
		Disagree	63	12.9	4,100	23.1	20,798	21.7
		Neutral	137	27.9	5,257	29.6	28,428	29.7
		Agree	158	32.1	4,179	23.5	23,920	25.0
		Strongly agree	114	23.3	2,574	14.5	15,099	15.8
		<b>Total</b>	<b>491</b>	<b>100.0</b>	<b>17,749</b>	<b>100.0</b>	<b>95,807</b>	<b>100.0</b>
18g. An advisor helped me to identify the courses I needed to take during my first semester/quarter [ACADPLAN]	CRSADV	Strongly disagree	6	1.3	1,033	5.8	4,394	4.6
		Disagree	11	2.3	1,838	10.3	8,750	9.1
		Neutral	45	9.2	2,800	15.7	14,406	15.0
		Agree	225	45.6	7,159	40.3	39,269	40.9
		Strongly agree	205	41.6	4,951	27.8	29,118	30.4
		<b>Total</b>	<b>493</b>	<b>100.0</b>	<b>17,781</b>	<b>100.0</b>	<b>95,938</b>	<b>100.0</b>
18h. A college staff member talked with me about my commitments outside of school (work, children, dependents, etc.) to help me figure out how many courses to take [ACADPLAN]	OSCOMM	Strongly disagree	47	9.6	2,819	15.9	13,669	14.2
		Disagree	145	29.6	6,005	33.8	30,473	31.8
		Neutral	142	28.9	4,447	25.0	24,356	25.4
		Agree	90	18.3	2,894	16.3	17,504	18.2
		Strongly agree	67	13.6	1,605	9.0	9,929	10.4
		<b>Total</b>	<b>491</b>	<b>100.0</b>	<b>17,770</b>	<b>100.0</b>	<b>95,931</b>	<b>100.0</b>

\* The comparison group and cohort columns on this page EXCLUDE your college.

**Survey of Entering Student Engagement**  
**Austin Community College (2012 Administration)**  
**2012 Benchmark Bar Chart - Main Survey**  
Comparison Group: Extra-Large Colleges in the 2012 Cohort\*  
Entering Students Only  
[Weighted]  
Effective Track to College Readiness (COLLREAD)



\* The comparison group and cohort bars on this page INCLUDE your college.

**Survey of Entering Student Engagement - Austin Community College (2012 Administration)**

**2012 Benchmark Means Report - Main Survey**

Comparison Group: Extra-Large Colleges in the 2012 Cohort\*

Entering Students Only

[Weighted]

Effective Track to College Readiness (COLLREAD)

		Your College	Ex-Large Colleges		2012 Cohort	
Item	Variable	Mean	Mean	Effect Size**	Mean	Effect Size**
Item 21: Think about your experiences from the time of your decision to attend this college through the end of the first three weeks of your first semester/quarter. Within a class, or through another experience at this college:						
1 = Strongly disagree, 2 = Disagree, 3 = Neutral, 4 = Agree, 5 = Strongly agree						
21a. I learned to improve my study skills (listening, note taking, highlighting readings, working with others, etc.) [COLLREAD]	LNDSTUDY	4.07	3.98		3.98	
21b. I learned to understand my academic strengths and weaknesses [COLLREAD]	LNDACAWK	4.01	3.92		3.91	
21c. I learned skills and strategies to improve my test-taking ability [COLLREAD]	LNSKLLS	3.81	3.63		3.63	
One or more items in this benchmark are not suited to means calculations. Please see the Frequency Distribution that follows for these items.						

\* The comparison group and cohort columns on this page EXCLUDE your college.

\*\* T-test: 2-tailed

If a row contains less than 50 respondents, interpret the comparison results cautiously.

**Survey of Entering Student Engagement - Austin Community College (2012 Administration)**

**2012 Benchmark Frequency Distributions - Main Survey**

Comparison Group: Extra-Large Colleges in the 2012 Cohort\*

Entering Students Only

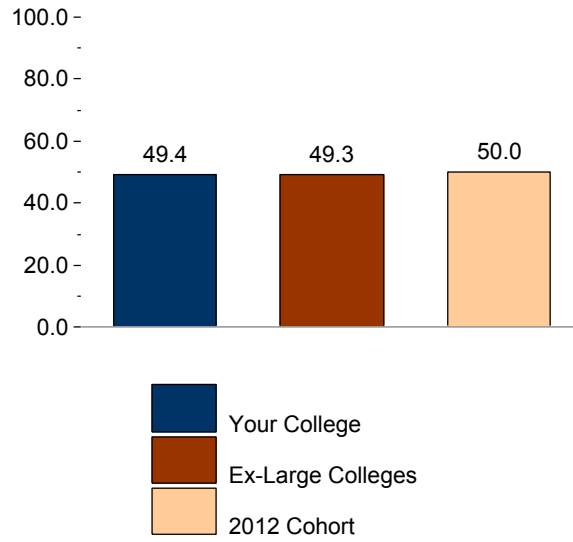
[Weighted]

Effective Track to College Readiness (COLLREAD)

Item	Variable	Responses	Your College		Ex-Large Colleges		2012 Cohort	
			Count	Percent	Count	Percent	Count	Percent
<b>Item 12: Think about your experiences from the time of your decision to attend this college through the end of the first three weeks of your first semester/quarter.</b>								
12a. Before I could register for classes, I was required to take a placement test (COMPASS, ASSET, ACCUPLACER, SAT, ACT, etc.) to assess my skills in reading, writing, and/or math [COLLREAD]	REQPTEST	Yes	412	84.4	15,558	88.0	82,320	86.1
		No	76	15.6	2,124	12.0	13,285	13.9
		<b>Total</b>	<b>488</b>	<b>100.0</b>	<b>17,683</b>	<b>100.0</b>	<b>95,605</b>	<b>100.0</b>
12b. I took a placement test (COMPASS, ASSET, ACCUPLACER, SAT, ACT, etc.) [COLLREAD]	TKPTEST	Yes	431	89.9	15,777	90.6	84,141	89.5
		No	48	10.1	1,630	9.4	9,915	10.5
		<b>Total</b>	<b>479</b>	<b>100.0</b>	<b>17,407</b>	<b>100.0</b>	<b>94,056</b>	<b>100.0</b>
<b>Item 14</b>								
14. This college required me to enroll in classes indicated by my placement test scores during my first semester/quarter [COLLREAD]	REQCLASS	Yes	360	73.5	13,063	74.2	68,836	72.4
		No	130	26.5	4,552	25.8	26,177	27.6
		<b>Total</b>	<b>490</b>	<b>100.0</b>	<b>17,615</b>	<b>100.0</b>	<b>95,012</b>	<b>100.0</b>
<b>Item 21: Think about your experiences from the time of your decision to attend this college through the end of the first three weeks of your first semester/quarter. Within a class, or through another experience at this college:</b>								
21a. I learned to improve my study skills (listening, note taking, highlighting readings, working with others, etc.) [COLLREAD]	LNDSTUDY	Strongly disagree	6	1.3	268	1.5	1,556	1.6
		Disagree	13	2.6	788	4.5	4,001	4.2
		Neutral	91	18.7	3,592	20.3	19,647	20.5
		Agree	209	42.8	7,483	42.2	40,174	42.0
		Strongly agree	169	34.6	5,579	31.5	30,306	31.7
		<b>Total</b>	<b>489</b>	<b>100.0</b>	<b>17,711</b>	<b>100.0</b>	<b>95,683</b>	<b>100.0</b>
21b. I learned to understand my academic strengths and weaknesses [COLLREAD]	LNDACAWK	Strongly disagree	3	0.6	193	1.1	1,240	1.3
		Disagree	13	2.6	785	4.4	4,146	4.3
		Neutral	103	21.0	4,105	23.2	22,404	23.4
		Agree	225	46.2	7,781	44.0	41,923	43.9
		Strongly agree	144	29.5	4,820	27.3	25,889	27.1
		<b>Total</b>	<b>488</b>	<b>100.0</b>	<b>17,685</b>	<b>100.0</b>	<b>95,601</b>	<b>100.0</b>
21c. I learned skills and strategies to improve my test-taking ability [COLLREAD]	LNSKLLS	Strongly disagree	7	1.4	462	2.6	2,572	2.7
		Disagree	41	8.4	1,800	10.2	9,500	9.9
		Neutral	126	25.9	5,539	31.3	30,481	31.9
		Agree	180	36.9	5,821	32.9	31,460	32.9
		Strongly agree	134	27.5	4,064	23.0	21,584	22.6
		<b>Total</b>	<b>489</b>	<b>100.0</b>	<b>17,685</b>	<b>100.0</b>	<b>95,597</b>	<b>100.0</b>

\* The comparison group and cohort columns on this page EXCLUDE your college.

**Survey of Entering Student Engagement**  
**Austin Community College (2012 Administration)**  
**2012 Benchmark Bar Chart - Main Survey**  
Comparison Group: Extra-Large Colleges in the 2012 Cohort\*  
Entering Students Only  
[Weighted]  
Engaged Learning (ENGAGLRN)



\* The comparison group and cohort bars on this page INCLUDE your college.

**Survey of Entering Student Engagement - Austin Community College (2012 Administration)**

**2012 Benchmark Means Report - Main Survey**

Comparison Group: Extra-Large Colleges in the 2012 Cohort\*

Entering Students Only

[Weighted]

Engaged Learning (ENGAGLRN)

		Your College	Ex-Large Colleges		2012 Cohort	
Item	Variable	Mean	Mean	Effect Size**	Mean	Effect Size**
<b>Item 19: During the first three weeks of your first semester/quarter at this college, about how often did you do the following?</b>						
1 = Never, 2 = Once, 3 = Two or three times, 4 = Four or more times						
19a. Ask questions in class or contribute to class discussions [ENGAGLRN]	ASKQUES	2.87	2.84		2.85	
19b. Prepare at least two drafts of a paper or assignment before turning it in [ENGAGLRN]	PREPDRFT	2.27	2.15		2.15	
19e. Participate in supplemental instruction (extra class sessions with an instructor, tutor, or experienced student) [ENGAGLRN]	SUPINSTR	1.60	1.54		1.51	
19g. Work with other students on a project or assignment during class [ENGAGLRN]	PINCLASS	2.29	2.44		2.45	
19h. Work with classmates outside of class on class projects or assignments [ENGAGLRN]	PREPOUTC	1.53	1.50		1.54	
19i. Participate in a required study group outside of class [ENGAGLRN]	GRPSTUDY	1.30	1.27		1.27	
19j. Participate in a student-initiated (not required) study group outside of class [ENGAGLRN]	NRGSTUDY	1.28	1.25		1.28	
19k. Use an electronic tool (e-mail, text messaging, Facebook, MySpace, class Web site, etc.) to communicate with another student about coursework [ENGAGLRN]	USEINTMG	1.95	2.04		2.08	
19l. Use an electronic tool (e-mail, text messaging, Facebook, MySpace, class Web site, etc.) to communicate with an instructor about coursework [ENGAGLRN]	MAILFAC	2.17	2.14		2.15	
19m. Discuss an assignment or grade with an instructor [ENGAGLRN]	FACASSN	2.11	2.04		2.05	
19n. Ask for help from an instructor regarding questions or problems related to a class [ENGAGLRN]	CLASSREL	2.33	2.33		2.33	
19o. Receive prompt written or oral feedback from instructors on your performance [ENGAGLRN]	FEEDBACK	2.33	2.29		2.33	
19q. Discuss ideas from your readings or classes with instructors outside of class [ENGAGLRN]	FACIDOC	1.54	1.53		1.54	
<b>Item 20.2: Think about your experiences from the time of your decision to attend this college through the end of the first three weeks of your first semester/quarter. How often did you use the following services?</b>						
1 = Never, 2 = Once, 3 = Two or three times, 4 = Four or more times						
20.2d. Face-to-face tutoring [ENGAGLRN]	FFTUSE	1.36	1.27		1.26	
20.2f. Writing, math, or other skill lab [ENGAGLRN]	SKLABUSE	1.61	1.79		1.78	
20.2h. Computer lab [ENGAGLRN]	COMLBUSE	1.94	2.03		2.10	

\* The comparison group and cohort columns on this page EXCLUDE your college.

\*\* T-test: 2-tailed

If a row contains less than 50 respondents, interpret the comparison results cautiously.



**Survey of Entering Student Engagement - Austin Community College (2012 Administration)**

**2012 Benchmark Frequency Distributions - Main Survey**

Comparison Group: Extra-Large Colleges in the 2012 Cohort\*

Entering Students Only

[Weighted]

Engaged Learning (ENGAGLRN)

			Your College		Ex-Large Colleges		2012 Cohort	
Item	Variable	Responses	Count	Percent	Count	Percent	Count	Percent
<b>Item 19: During the first three weeks of your first semester/quarter at this college, about how often did you do the following?</b>								
19a. Ask questions in class or contribute to class discussions [ENGAGLRN]	ASKQUES	Never	33	6.7	1,438	8.0	7,621	7.9
		Once	99	20.1	4,118	23.0	21,652	22.4
		Two or three times	262	52.8	8,154	45.6	44,780	46.3
		Four or more times	101	20.4	4,189	23.4	22,600	23.4
		<b>Total</b>	<b>495</b>	<b>100.0</b>	<b>17,899</b>	<b>100.0</b>	<b>96,652</b>	<b>100.0</b>
19b. Prepare at least two drafts of a paper or assignment before turning it in [ENGAGLRN]	PREPDRFT	Never	112	22.8	4,985	28.0	27,630	28.7
		Once	174	35.5	6,422	36.1	33,017	34.3
		Two or three times	167	34.1	5,162	29.0	28,550	29.7
		Four or more times	37	7.6	1,227	6.9	6,942	7.2
		<b>Total</b>	<b>491</b>	<b>100.0</b>	<b>17,797</b>	<b>100.0</b>	<b>96,139</b>	<b>100.0</b>
19e. Participate in supplemental instruction (extra class sessions with an instructor, tutor, or experienced student) [ENGAGLRN]	SUPINSTR	Never	312	63.3	12,087	67.7	66,274	68.8
		Once	94	19.0	2,789	15.6	15,201	15.8
		Two or three times	61	12.4	2,082	11.7	10,410	10.8
		Four or more times	26	5.3	897	5.0	4,458	4.6
		<b>Total</b>	<b>492</b>	<b>100.0</b>	<b>17,854</b>	<b>100.0</b>	<b>96,344</b>	<b>100.0</b>
19g. Work with other students on a project or assignment during class [ENGAGLRN]	PINCLASS	Never	134	27.3	3,915	21.9	21,131	21.9
		Once	132	26.9	4,632	25.9	24,412	25.3
		Two or three times	171	34.8	6,899	38.6	36,896	38.3
		Four or more times	54	11.0	2,411	13.5	13,933	14.5
		<b>Total</b>	<b>491</b>	<b>100.0</b>	<b>17,856</b>	<b>100.0</b>	<b>96,372</b>	<b>100.0</b>
19h. Work with classmates outside of class on class projects or assignments [ENGAGLRN]	PREPOUTC	Never	328	66.9	12,100	67.9	64,048	66.6
		Once	81	16.5	3,141	17.6	16,335	17.0
		Two or three times	64	13.0	1,896	10.6	11,420	11.9
		Four or more times	18	3.6	685	3.8	4,358	4.5
		<b>Total</b>	<b>490</b>	<b>100.0</b>	<b>17,821</b>	<b>100.0</b>	<b>96,160</b>	<b>100.0</b>
19i. Participate in a required study group outside of class [ENGAGLRN]	GRPSTUDY	Never	401	81.5	14,732	82.6	80,008	83.1
		Once	48	9.8	1,740	9.8	8,595	8.9
		Two or three times	32	6.4	995	5.6	5,307	5.5
		Four or more times	11	2.3	368	2.1	2,332	2.4
		<b>Total</b>	<b>492</b>	<b>100.0</b>	<b>17,835</b>	<b>100.0</b>	<b>96,244</b>	<b>100.0</b>
19j. Participate in a student-initiated (not required) study group outside of class [ENGAGLRN]	NRGSTUDY	Never	405	82.2	14,822	83.5	79,251	82.6
		Once	48	9.7	1,695	9.5	9,100	9.5
		Two or three times	30	6.0	876	4.9	5,322	5.5
		Four or more times	10	2.1	352	2.0	2,315	2.4
		<b>Total</b>	<b>493</b>	<b>100.0</b>	<b>17,745</b>	<b>100.0</b>	<b>95,988</b>	<b>100.0</b>

\* The comparison group and cohort columns on this page EXCLUDE your college.

**Survey of Entering Student Engagement - Austin Community College (2012 Administration)**

**2012 Benchmark Frequency Distributions - Main Survey**

Comparison Group: Extra-Large Colleges in the 2012 Cohort\*

Entering Students Only

[Weighted]

Engaged Learning (ENGAGLRN)

			Your College		Ex-Large Colleges		2012 Cohort	
Item	Variable	Responses	Count	Percent	Count	Percent	Count	Percent
<b>Item 19: During the first three weeks of your first semester/quarter at this college, about how often did you do the following?</b>								
19k. Use an electronic tool (e-mail, text messaging, Facebook, MySpace, class Web site, etc.) to communicate with another student about coursework [ENGAGLRN]	USEINTMG	Never	244	49.5	7,836	43.8	41,693	43.2
		Once	87	17.7	3,985	22.3	20,375	21.1
		Two or three times	102	20.7	3,588	20.1	19,659	20.4
		Four or more times	59	12.0	2,471	13.8	14,761	15.3
		<b>Total</b>	<b>493</b>	<b>100.0</b>	<b>17,880</b>	<b>100.0</b>	<b>96,487</b>	<b>100.0</b>
19l. Use an electronic tool (e-mail, text messaging, Facebook, MySpace, class Web site, etc.) to communicate with an instructor about coursework [ENGAGLRN]	MAILFAC	Never	179	36.5	6,483	36.4	34,814	36.2
		Once	118	24.1	4,660	26.2	24,802	25.8
		Two or three times	124	25.2	4,366	24.5	23,685	24.6
		Four or more times	69	14.1	2,288	12.9	12,787	13.3
		<b>Total</b>	<b>491</b>	<b>100.0</b>	<b>17,798</b>	<b>100.0</b>	<b>96,088</b>	<b>100.0</b>
19m. Discuss an assignment or grade with an instructor [ENGAGLRN]	FACASSN	Never	158	32.2	6,091	34.2	32,001	33.2
		Once	157	31.8	6,063	34.0	33,445	34.7
		Two or three times	142	28.9	4,466	25.1	24,417	25.4
		Four or more times	35	7.1	1,197	6.7	6,408	6.7
		<b>Total</b>	<b>492</b>	<b>100.0</b>	<b>17,817</b>	<b>100.0</b>	<b>96,271</b>	<b>100.0</b>
19n. Ask for help from an instructor regarding questions or problems related to a class [ENGAGLRN]	CLASSREL	Never	118	24.2	4,233	23.8	22,930	23.8
		Once	147	30.1	5,525	31.0	29,600	30.7
		Two or three times	168	34.4	5,985	33.6	32,362	33.6
		Four or more times	55	11.4	2,078	11.7	11,415	11.9
		<b>Total</b>	<b>488</b>	<b>100.0</b>	<b>17,820</b>	<b>100.0</b>	<b>96,307</b>	<b>100.0</b>
19o. Receive prompt written or oral feedback from instructors on your performance [ENGAGLRN]	FEEDBACK	Never	132	26.9	4,727	26.5	24,306	25.3
		Once	122	24.7	5,297	29.7	27,839	29.0
		Two or three times	179	36.5	5,621	31.6	31,646	32.9
		Four or more times	58	11.9	2,164	12.2	12,323	12.8
		<b>Total</b>	<b>492</b>	<b>100.0</b>	<b>17,809</b>	<b>100.0</b>	<b>96,114</b>	<b>100.0</b>
19q. Discuss ideas from your readings or classes with instructors outside of class [ENGAGLRN]	FACIDOC	Never	322	66.0	11,854	66.5	63,836	66.3
		Once	89	18.3	3,207	18.0	17,405	18.1
		Two or three times	55	11.2	1,959	11.0	10,766	11.2
		Four or more times	22	4.5	803	4.5	4,217	4.4
		<b>Total</b>	<b>489</b>	<b>100.0</b>	<b>17,824</b>	<b>100.0</b>	<b>96,224</b>	<b>100.0</b>
<b>Item 20.2: Think about your experiences from the time of your decision to attend this college through the end of the first three weeks of your first semester/quarter. How often did you use the following services?</b>								
20.2d. Face-to-face tutoring [ENGAGLRN]	FFTUSE	Never	369	78.9	14,299	84.1	77,288	84.2
		Once	52	11.0	1,356	8.0	7,650	8.3
		Two or three times	23	4.9	762	4.5	4,177	4.5
		Four or more times	24	5.2	577	3.4	2,718	3.0
		<b>Total</b>	<b>468</b>	<b>100.0</b>	<b>16,994</b>	<b>100.0</b>	<b>91,832</b>	<b>100.0</b>

\* The comparison group and cohort columns on this page EXCLUDE your college.

**Survey of Entering Student Engagement - Austin Community College (2012 Administration)**

**2012 Benchmark Frequency Distributions - Main Survey**

Comparison Group: Extra-Large Colleges in the 2012 Cohort\*

Entering Students Only

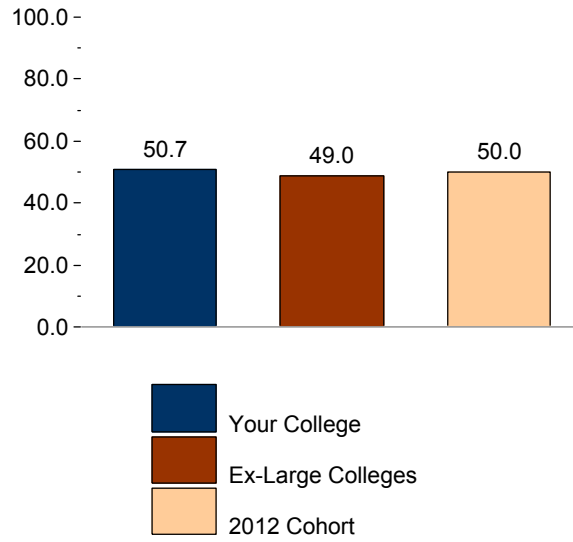
[Weighted]

Engaged Learning (ENGAGLRN)

Item	Variable	Responses	Your College		Ex-Large Colleges		2012 Cohort	
			Count	Percent	Count	Percent	Count	Percent
Item 20.2: Think about your experiences from the time of your decision to attend this college through the end of the first three weeks of your first semester/quarter. How often did you use the following services?								
20.2f. Writing, math, or other skill lab [ENGAGLRN]	SKLABUSE	Never	305	66.8	10,412	61.5	57,005	62.4
		Once	65	14.2	2,098	12.4	10,768	11.8
		Two or three times	45	9.9	1,997	11.8	10,281	11.3
		Four or more times	42	9.1	2,430	14.3	13,271	14.5
		Total	457	100.0	16,938	100.0	91,325	100.0
20.2h. Computer lab [ENGAGLRN]	COMLBUSE	Never	233	49.8	8,319	48.8	42,769	46.4
		Once	89	19.0	2,970	17.4	15,611	16.9
		Two or three times	87	18.5	2,731	16.0	15,970	17.3
		Four or more times	59	12.7	3,032	17.8	17,795	19.3
		Total	468	100.0	17,052	100.0	92,144	100.0

\* The comparison group and cohort columns on this page EXCLUDE your college.

**Survey of Entering Student Engagement**  
**Austin Community College (2012 Administration)**  
**2012 Benchmark Bar Chart - Main Survey**  
Comparison Group: Extra-Large Colleges in the 2012 Cohort\*  
Entering Students Only  
[Weighted]  
Academic and Social Support (ACSOCSUP)



\* The comparison group and cohort bars on this page INCLUDE your college.

21JAN13

**Survey of Entering Student Engagement - Austin Community College (2012 Administration)**

**2012 Benchmark Means Report - Main Survey**

Comparison Group: Extra-Large Colleges in the 2012 Cohort\*

Entering Students Only

[Weighted]

Academic and Social Support (ACSOCSUP)

		Your College	Ex-Large Colleges		2012 Cohort	
Item	Variable	Mean	Mean	Effect Size**	Mean	Effect Size**
Item 18: Think about your experiences from the time of your decision to attend this college through the end of the first three weeks of your first semester/quarter.						
1 = Strongly disagree, 2 = Disagree, 3 = Neutral, 4 = Agree, 5 = Strongly agree						
18l. All instructors clearly explained academic and student support services available at this college [ACSOCSUP]	RESOURCE	3.86	3.78		3.80	
18m. All instructors clearly explained course grading policies [ACSOCSUP]	GRADEPOL	4.27	4.27		4.27	
18n. All instructors clearly explained course syllabi (syllabuses) [ACSOCSUP]	SYLLABI	4.43	4.37		4.36	
18o. I knew how to get in touch with my instructors outside of class [ACSOCSUP]	FACMEET	4.35	4.26		4.27	
18q. At least one other student whom I didn't previously know learned my name [ACSOCSUP]	OSTUDNAM	4.04	4.08		4.14	
18r. At least one instructor learned my name [ACSOCSUP]	FACNAM	4.30	4.19		4.26	
18s. I learned the name of at least one other student in most of my classes [ACSOCSUP]	STUNAM	4.17	4.19		4.24	

\* The comparison group and cohort columns on this page EXCLUDE your college.

\*\* T-test: 2-tailed

If a row contains less than 50 respondents, interpret the comparison results cautiously.

**Survey of Entering Student Engagement - Austin Community College (2012 Administration)**

**2012 Benchmark Frequency Distributions - Main Survey**

Comparison Group: Extra-Large Colleges in the 2012 Cohort\*

Entering Students Only

[Weighted]

Academic and Social Support (ACSOCSUP)

Item	Variable	Responses	Your College		Ex-Large Colleges		2012 Cohort	
			Count	Percent	Count	Percent	Count	Percent
<b>Item 18: Think about your experiences from the time of your decision to attend this college through the end of the first three weeks of your first semester/quarter.</b>								
18l. All instructors clearly explained academic and student support services available at this college [ACSOCSUP]	RESOURCE	Strongly disagree	11	2.2	466	2.6	2,218	2.3
		Disagree	34	7.0	1,650	9.3	8,554	8.9
		Neutral	99	20.1	3,679	20.7	19,908	20.8
		Agree	214	43.5	7,496	42.2	40,533	42.3
		Strongly agree	133	27.1	4,470	25.2	24,679	25.7
		<b>Total</b>	<b>491</b>	<b>100.0</b>	<b>17,761</b>	<b>100.0</b>	<b>95,891</b>	<b>100.0</b>
18m. All instructors clearly explained course grading policies [ACSOCSUP]	GRADEPOL	Strongly disagree	1	0.3	118	0.7	549	0.6
		Disagree	7	1.4	365	2.1	2,031	2.1
		Neutral	60	12.2	1,503	8.5	8,564	8.9
		Agree	211	42.9	8,456	47.6	45,011	46.9
		Strongly agree	213	43.3	7,340	41.3	39,776	41.5
		<b>Total</b>	<b>493</b>	<b>100.0</b>	<b>17,781</b>	<b>100.0</b>	<b>95,932</b>	<b>100.0</b>
18n. All instructors clearly explained course syllabi (syllabuses) [ACSOCSUP]	SYLLABI	Strongly disagree	0	N/A	65	0.4	387	0.4
		Disagree	0	N/A	296	1.7	1,663	1.7
		Neutral	42	8.6	1,140	6.4	6,583	6.9
		Agree	194	39.5	7,794	43.8	41,321	43.1
		Strongly agree	256	52.0	8,491	47.7	45,934	47.9
		<b>Total</b>	<b>493</b>	<b>100.0</b>	<b>17,786</b>	<b>100.0</b>	<b>95,889</b>	<b>100.0</b>
18o. I knew how to get in touch with my instructors outside of class [ACSOCSUP]	FACMEET	Strongly disagree	3	0.5	130	0.7	703	0.7
		Disagree	4	0.7	449	2.5	2,527	2.6
		Neutral	42	8.6	1,692	9.5	8,691	9.1
		Agree	215	43.7	7,859	44.2	42,495	44.3
		Strongly agree	229	46.4	7,649	43.0	41,599	43.3
		<b>Total</b>	<b>493</b>	<b>100.0</b>	<b>17,779</b>	<b>100.0</b>	<b>96,014</b>	<b>100.0</b>
18q. At least one other student whom I didn't previously know learned my name [ACSOCSUP]	OSTUDNAM	Strongly disagree	13	2.7	528	3.0	2,478	2.6
		Disagree	24	4.8	1,016	5.7	4,743	4.9
		Neutral	74	14.9	1,976	11.1	10,093	10.5
		Agree	199	40.4	7,178	40.4	38,647	40.2
		Strongly agree	183	37.2	7,080	39.8	40,063	41.7
		<b>Total</b>	<b>493</b>	<b>100.0</b>	<b>17,778</b>	<b>100.0</b>	<b>96,024</b>	<b>100.0</b>
18r. At least one instructor learned my name [ACSOCSUP]	FACNAM	Strongly disagree	4	0.9	391	2.2	1,508	1.6
		Disagree	15	3.1	729	4.1	3,296	3.4
		Neutral	36	7.3	1,691	9.5	7,914	8.3
		Agree	206	42.0	7,170	40.4	38,980	40.7
		Strongly agree	228	46.6	7,779	43.8	44,117	46.0
		<b>Total</b>	<b>490</b>	<b>100.0</b>	<b>17,761</b>	<b>100.0</b>	<b>95,814</b>	<b>100.0</b>

\* The comparison group and cohort columns on this page EXCLUDE your college.

**Survey of Entering Student Engagement - Austin Community College (2012 Administration)**

**2012 Benchmark Frequency Distributions - Main Survey**

Comparison Group: Extra-Large Colleges in the 2012 Cohort\*

Entering Students Only

[Weighted]

Academic and Social Support (ACSOCSUP)

Item	Variable	Responses	Your College		Ex-Large Colleges		2012 Cohort	
			Count	Percent	Count	Percent	Count	Percent
Item 18: Think about your experiences from the time of your decision to attend this college through the end of the first three weeks of your first semester/quarter.								
18s. I learned the name of at least one other student in most of my classes [ACSOCSUP]	STUNAM	Strongly disagree	6	1.1	370	2.1	1,654	1.7
		Disagree	27	5.4	831	4.7	3,946	4.1
		Neutral	62	12.6	1,653	9.3	8,159	8.5
		Agree	183	37.2	7,173	40.3	38,349	39.9
		Strongly agree	216	43.7	7,757	43.6	43,953	45.8
		Total	493	100.0	17,784	100.0	96,062	100.0

\* The comparison group and cohort columns on this page EXCLUDE your college.