

**Survey of Entering Student Engagement - Austin Community College (2015 Administration)**

**2015 Benchmark Scores Report - Main Survey**

Comparison Group: Extra-Large Colleges in the 2015 Cohort\*

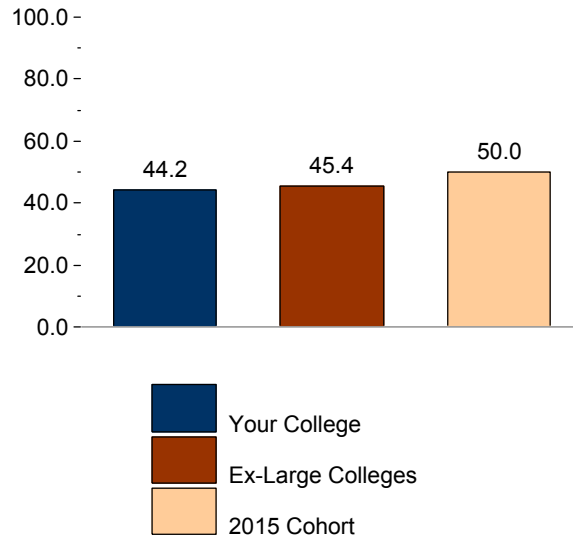
Entering Students Only

[Weighted]

Benchmark	Your College	Ex-Large Colleges		2015 Cohort	
	Score	Score	Difference	Score	Difference
Early Connections	44.2	45.4	-1.2	50.0	-5.8
High Expectations and Aspirations	50.1	49.7	0.3	50.0	0.1
Clear Academic Plan and Pathway	57.6	46.9	10.7	50.0	7.6
Effective Track to College Readiness	48.2	49.1	-0.9	50.0	-1.8
Engaged Learning	49.5	48.6	0.9	50.0	-0.5
Academic and Social Support Network	50.7	48.6	2.1	50.0	0.7

\* The comparison group and cohort columns on this page INCLUDE your college.

**Survey of Entering Student Engagement**  
**Austin Community College (2015 Administration)**  
**2015 Benchmark Bar Chart - Main Survey**  
Comparison Group: Extra-Large Colleges in the 2015 Cohort\*  
Entering Students Only  
[Weighted]  
Early Connections (EARLYCON)



\* The comparison group and cohort bars on this page INCLUDE your college.

07DEC15

**Survey of Entering Student Engagement - Austin Community College (2015 Administration)**

**2015 Benchmark Means Report - Main Survey**

Comparison Group: Extra-Large Colleges in the 2015 Cohort\*

Entering Students Only

[Weighted]

Early Connections (EARLYCON)

		Your College	Ex-Large Colleges		2015 Cohort	
Item	Variable	Mean	Mean	Effect Size**	Mean	Effect Size**
Item 18: Think about your experiences from the time of your decision to attend this college through the end of the first three weeks of your first semester/quarter.						
1 = Strongly disagree, 2 = Disagree, 3 = Neutral, 4 = Agree, 5 = Strongly agree						
18a. The very first time I came to this college I felt welcome [EARLYCON]	WELCOME	3.98	3.95		4.02	
18i. The college provided me with adequate information about financial assistance (scholarships, grants, loans, etc.) [EARLYCON]	FAINFO	3.27	3.37		3.47	
18j. A college staff member helped me determine whether I qualified for financial assistance [EARLYCON]	QUALFA	2.87	2.92		3.06	
18p. At least one college staff member (other than an instructor) learned my name [EARLYCON]	CSTAFNAM	3.22	3.11		3.29	
One or more items in this benchmark are not suited to means calculations. Please see the Frequency Distribution that follows for these items.						

\* The comparison group and cohort columns on this page EXCLUDE your college.

\*\* T-test: 2-tailed

If a row contains less than 50 respondents, interpret the comparison results cautiously.

**Survey of Entering Student Engagement - Austin Community College (2015 Administration)**

**2015 Benchmark Frequency Distributions - Main Survey**

Comparison Group: Extra-Large Colleges in the 2015 Cohort\*

Entering Students Only

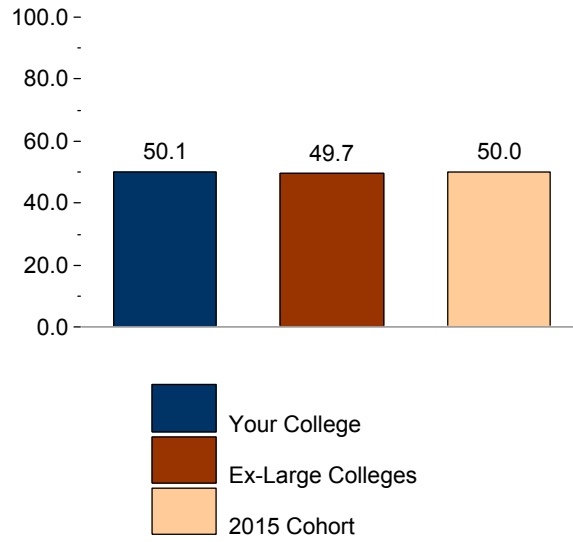
[Weighted]

Early Connections (EARLYCON)

Item	Variable	Responses	Your College		Ex-Large Colleges		2015 Cohort	
			Count	Percent	Count	Percent	Count	Percent
<b>Item 18: Think about your experiences from the time of your decision to attend this college through the end of the first three weeks of your first semester/quarter.</b>								
18a. The very first time I came to this college I felt welcome [EARLYCON]	WELCOME	Strongly disagree	4	0.8	186	0.9	706	0.7
		Disagree	11	2.3	466	2.3	1,828	1.9
		Neutral	119	25.2	5,191	25.3	21,171	22.1
		Agree	195	41.2	9,072	44.2	43,329	45.3
		Strongly agree	144	30.4	5,597	27.3	28,638	29.9
		<b>Total</b>	<b>473</b>	<b>100.0</b>	<b>20,513</b>	<b>100.0</b>	<b>95,674</b>	<b>100.0</b>
18i. The college provided me with adequate information about financial assistance (scholarships, grants, loans, etc.) [EARLYCON]	FAINFO	Strongly disagree	31	6.5	1,554	7.6	6,083	6.4
		Disagree	93	19.7	3,105	15.2	13,281	13.9
		Neutral	146	31.0	5,613	27.4	24,868	26.0
		Agree	123	26.0	6,605	32.3	32,366	33.9
		Strongly agree	79	16.7	3,593	17.6	18,900	19.8
		<b>Total</b>	<b>471</b>	<b>100.0</b>	<b>20,470</b>	<b>100.0</b>	<b>95,498</b>	<b>100.0</b>
18j. A college staff member helped me determine whether I qualified for financial assistance [EARLYCON]	QUALFA	Strongly disagree	40	8.6	2,631	12.9	10,108	10.6
		Disagree	176	37.2	5,626	27.5	24,151	25.3
		Neutral	118	24.9	5,424	26.6	25,171	26.4
		Agree	83	17.5	4,255	20.8	21,898	23.0
		Strongly agree	56	11.8	2,493	12.2	13,955	14.6
		<b>Total</b>	<b>473</b>	<b>100.0</b>	<b>20,428</b>	<b>100.0</b>	<b>95,283</b>	<b>100.0</b>
18p. At least one college staff member (other than an instructor) learned my name [EARLYCON]	CSTAFNAM	Strongly disagree	62	13.0	3,110	15.2	11,786	12.4
		Disagree	104	22.0	4,675	22.9	19,411	20.4
		Neutral	95	20.1	3,684	18.0	16,914	17.7
		Agree	94	20.0	4,731	23.2	24,218	25.4
		Strongly agree	117	24.9	4,226	20.7	23,048	24.2
		<b>Total</b>	<b>472</b>	<b>100.0</b>	<b>20,426</b>	<b>100.0</b>	<b>95,377</b>	<b>100.0</b>
<b>Item 23</b>								
23. Was a specific person assigned to you so you could see him/her each time you needed information or assistance?	ASNPERS	Yes	87	19.3	5,274	26.6	28,621	30.9
		No	365	80.7	14,521	73.4	64,031	69.1
		<b>Total</b>	<b>452</b>	<b>100.0</b>	<b>19,794</b>	<b>100.0</b>	<b>92,651</b>	<b>100.0</b>

\* The comparison group and cohort columns on this page EXCLUDE your college.

**Survey of Entering Student Engagement**  
**Austin Community College (2015 Administration)**  
**2015 Benchmark Bar Chart - Main Survey**  
Comparison Group: Extra-Large Colleges in the 2015 Cohort\*  
Entering Students Only  
[Weighted]  
High Expectations and Aspirations (HIEXPECT)



\* The comparison group and cohort bars on this page INCLUDE your college.

07DEC15

**Survey of Entering Student Engagement - Austin Community College (2015 Administration)**

**2015 Benchmark Means Report - Main Survey**

Comparison Group: Extra-Large Colleges in the 2015 Cohort\*

Entering Students Only

[Weighted]

High Expectations and Aspirations (HIEXPECT)

		Your College	Ex-Large Colleges		2015 Cohort	
Item	Variable	Mean	Mean	Effect Size**	Mean	Effect Size**
Item 18: Think about your experiences from the time of your decision to attend this college through the end of the first three weeks of your first semester/quarter.						
1 = Strongly disagree, 2 = Disagree, 3 = Neutral, 4 = Agree, 5 = Strongly agree						
18b. The instructors at this college want me to succeed [HIEXPECT]	WNTSCCD	4.29	4.25		4.29	
18t. I have the motivation to do what it takes to succeed in college [HIEXPECT]	ITTAKES	4.38	4.38		4.40	
18u. I am prepared academically to succeed in college [HIEXPECT]	ACPRPRD	4.28	4.28		4.28	
Item 19: During the first three weeks of your first semester/quarter at this college, about how often did you do the following?						
1 = Never, 2 = Once, 3 = Two or three times, 4 = Four or more times						
19c. Turn in an assignment late [HIEXPECT]	LATETURN	1.44	1.42		1.45	
19d. Not turn in an assignment [HIEXPECT]	NOTTURN	1.31	1.41		1.39	
19f. Come to class without completing readings or assignments [HIEXPECT]	NOTCOMPL	1.67	1.60		1.61	
19s. Skip class [HIEXPECT]	SKIPCL	1.32	1.32		1.34	

\* The comparison group and cohort columns on this page EXCLUDE your college.

\*\* T-test: 2-tailed

If a row contains less than 50 respondents, interpret the comparison results cautiously.

**Survey of Entering Student Engagement - Austin Community College (2015 Administration)**

**2015 Benchmark Frequency Distributions - Main Survey**

Comparison Group: Extra-Large Colleges in the 2015 Cohort\*

Entering Students Only

[Weighted]

High Expectations and Aspirations (HIEXPECT)

Item	Variable	Responses	Your College		Ex-Large Colleges		2015 Cohort	
			Count	Percent	Count	Percent	Count	Percent
<b>Item 18: Think about your experiences from the time of your decision to attend this college through the end of the first three weeks of your first semester/quarter.</b>								
18b. The instructors at this college want me to succeed [HIEXPECT]	WNTSCCD	Strongly disagree	0	0.1	46	0.2	189	0.2
		Disagree	0	0.1	151	0.7	619	0.7
		Neutral	54	11.5	2,573	12.6	10,801	11.4
		Agree	224	47.3	9,530	46.7	43,769	46.0
		Strongly agree	194	41.0	8,105	39.7	39,768	41.8
		<b>Total</b>	<b>473</b>	<b>100.0</b>	<b>20,405</b>	<b>100.0</b>	<b>95,145</b>	<b>100.0</b>
18t. I have the motivation to do what it takes to succeed in college [HIEXPECT]	ITTAKES	Strongly disagree	2	0.4	101	0.5	455	0.5
		Disagree	5	1.0	285	1.4	1,221	1.3
		Neutral	50	10.6	2,044	10.0	8,983	9.4
		Agree	168	35.7	7,249	35.5	34,162	35.9
		Strongly agree	246	52.2	10,739	52.6	50,441	53.0
		<b>Total</b>	<b>471</b>	<b>100.0</b>	<b>20,418</b>	<b>100.0</b>	<b>95,261</b>	<b>100.0</b>
18u. I am prepared academically to succeed in college [HIEXPECT]	ACPRPRD	Strongly disagree	0	0.1	107	0.5	507	0.5
		Disagree	5	1.1	322	1.6	1,455	1.5
		Neutral	72	15.2	2,682	13.1	12,319	12.9
		Agree	177	37.7	7,985	39.0	37,488	39.3
		Strongly agree	216	45.9	9,378	45.8	43,723	45.8
		<b>Total</b>	<b>471</b>	<b>100.0</b>	<b>20,474</b>	<b>100.0</b>	<b>95,492</b>	<b>100.0</b>
<b>Item 19: During the first three weeks of your first semester/quarter at this college, about how often did you do the following?</b>								
19c. Turn in an assignment late [HIEXPECT]	LATETURN	Never	310	65.3	13,798	67.3	62,894	65.6
		Once	123	25.9	5,098	24.9	24,231	25.3
		Two or three times	38	8.0	1,395	6.8	7,611	7.9
		Four or more times	3	0.7	212	1.0	1,070	1.1
		<b>Total</b>	<b>474</b>	<b>100.0</b>	<b>20,502</b>	<b>100.0</b>	<b>95,806</b>	<b>100.0</b>
19d. Not turn in an assignment [HIEXPECT]	NOTTURN	Never	342	74.6	14,005	69.3	67,376	71.4
		Once	92	20.1	4,453	22.0	19,071	20.2
		Two or three times	21	4.6	1,417	7.0	6,284	6.7
		Four or more times	3	0.7	346	1.7	1,633	1.7
		<b>Total</b>	<b>458</b>	<b>100.0</b>	<b>20,222</b>	<b>100.0</b>	<b>94,363</b>	<b>100.0</b>
19f. Come to class without completing readings or assignments [HIEXPECT]	NOTCOMPL	Never	242	51.2	11,646	56.7	54,355	56.7
		Once	155	32.8	5,944	28.9	27,736	28.9
		Two or three times	66	14.0	2,380	11.6	11,065	11.5
		Four or more times	10	2.0	575	2.8	2,750	2.9
		<b>Total</b>	<b>472</b>	<b>100.0</b>	<b>20,545</b>	<b>100.0</b>	<b>95,906</b>	<b>100.0</b>

\* The comparison group and cohort columns on this page EXCLUDE your college.

**Survey of Entering Student Engagement - Austin Community College (2015 Administration)**

**2015 Benchmark Frequency Distributions - Main Survey**

Comparison Group: Extra-Large Colleges in the 2015 Cohort\*

Entering Students Only

[Weighted]

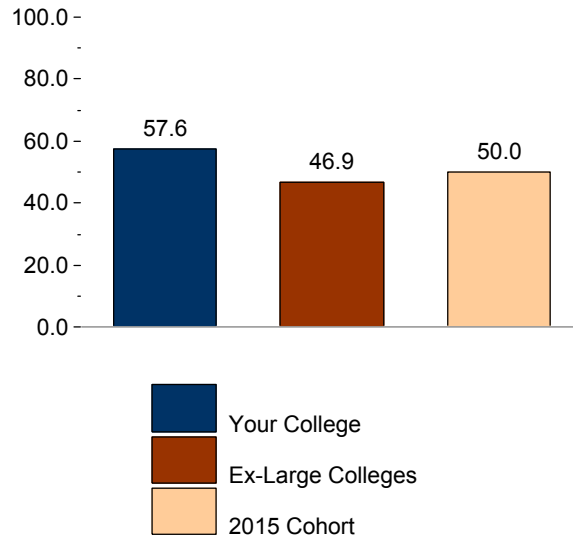
High Expectations and Aspirations (HIEEXPECT)

Item	Variable	Responses	Your College		Ex-Large Colleges		2015 Cohort	
			Count	Percent	Count	Percent	Count	Percent
Item 19: During the first three weeks of your first semester/quarter at this college, about how often did you do the following?								
19s. Skip class [HIEEXPECT]	SKIPCL	Never	359	76.1	15,759	76.6	72,357	75.3
		Once	79	16.8	3,344	16.2	16,290	17.0
		Two or three times	26	5.5	1,260	6.1	6,197	6.4
		Four or more times	7	1.6	219	1.1	1,237	1.3
		Total	471	100.0	20,581	100.0	96,081	100.0

\* The comparison group and cohort columns on this page EXCLUDE your college.



**Survey of Entering Student Engagement**  
**Austin Community College (2015 Administration)**  
**2015 Benchmark Bar Chart - Main Survey**  
Comparison Group: Extra-Large Colleges in the 2015 Cohort\*  
Entering Students Only  
[Weighted]  
Clear Academic Plan and Pathway (ACADPLAN)



\* The comparison group and cohort bars on this page INCLUDE your college.

07DEC15

**Survey of Entering Student Engagement - Austin Community College (2015 Administration)**

**2015 Benchmark Means Report - Main Survey**

Comparison Group: Extra-Large Colleges in the 2015 Cohort\*

Entering Students Only

[Weighted]

Clear Academic Plan and Pathway (ACADPLAN)

		Your College	Ex-Large Colleges		2015 Cohort	
Item	Variable	Mean	Mean	Effect Size**	Mean	Effect Size**
Item 18: Think about your experiences from the time of your decision to attend this college through the end of the first three weeks of your first semester/quarter.						
1 = Strongly disagree, 2 = Disagree, 3 = Neutral, 4 = Agree, 5 = Strongly agree						
18d. I was able to meet with an academic advisor at times convenient for me [ACADPLAN]	AACONTIM	4.02	3.70	0.32**	3.79	0.24**
18e. An advisor helped me to select a course of study, program, or major [ACADPLAN]	AASELMAJ	3.99	3.59	0.35**	3.70	0.26**
18f. An advisor helped me to set academic goals and to create a plan for achieving them [ACADPLAN]	ACADGOAL	3.57	3.25	0.28**	3.31	0.23**
18g. An advisor helped me to identify the courses I needed to take during my first semester/quarter [ACADPLAN]	CRSADV	4.23	3.80	0.40**	3.90	0.32**
18h. A college staff member talked with me about my commitments outside of school (work, children, dependents, etc.) to help me figure out how many courses to take [ACADPLAN]	OSCOMM	3.07	2.79	0.24**	2.90	

\* The comparison group and cohort columns on this page EXCLUDE your college.

\*\* T-test: 2-tailed

If a row contains less than 50 respondents, interpret the comparison results cautiously.

**Survey of Entering Student Engagement - Austin Community College (2015 Administration)**

**2015 Benchmark Frequency Distributions - Main Survey**

Comparison Group: Extra-Large Colleges in the 2015 Cohort\*

Entering Students Only

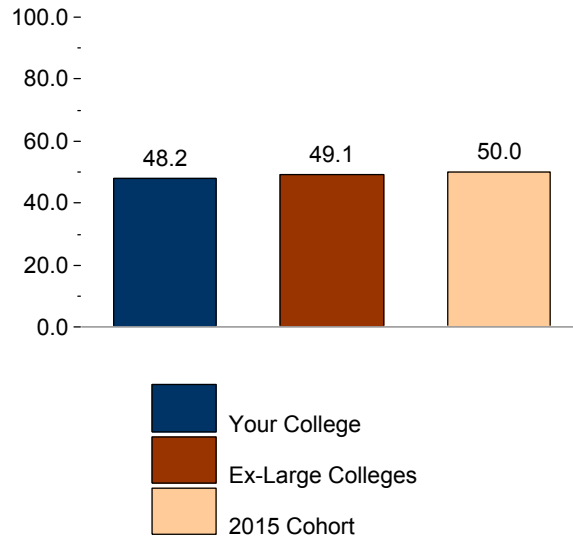
[Weighted]

Clear Academic Plan and Pathway (ACADPLAN)

Item	Variable	Responses	Your College		Ex-Large Colleges		2015 Cohort	
			Count	Percent	Count	Percent	Count	Percent
<b>Item 18: Think about your experiences from the time of your decision to attend this college through the end of the first three weeks of your first semester/quarter.</b>								
18d. I was able to meet with an academic advisor at times convenient for me [ACADPLAN]	AACONTIM	Strongly disagree	4	0.8	603	3.0	2,319	2.4
		Disagree	25	5.3	1,796	8.8	6,823	7.2
		Neutral	73	15.5	5,448	26.8	23,843	25.1
		Agree	226	47.9	7,633	37.6	37,414	39.5
		Strongly agree	143	30.4	4,847	23.8	24,419	25.8
		<b>Total</b>	<b>472</b>	<b>100.0</b>	<b>20,328</b>	<b>100.0</b>	<b>94,817</b>	<b>100.0</b>
18e. An advisor helped me to select a course of study, program, or major [ACADPLAN]	AASELMAJ	Strongly disagree	11	2.3	1,220	6.0	4,748	5.0
		Disagree	40	8.4	2,946	14.4	11,862	12.4
		Neutral	64	13.6	4,143	20.2	18,139	19.0
		Agree	188	39.9	6,890	33.7	33,480	35.1
		Strongly agree	169	35.8	5,264	25.7	27,238	28.5
		<b>Total</b>	<b>471</b>	<b>100.0</b>	<b>20,463</b>	<b>100.0</b>	<b>95,466</b>	<b>100.0</b>
18f. An advisor helped me to set academic goals and to create a plan for achieving them [ACADPLAN]	ACADGOAL	Strongly disagree	11	2.4	1,571	7.7	6,119	6.4
		Disagree	72	15.2	4,147	20.3	18,342	19.2
		Neutral	129	27.3	5,889	28.8	27,859	29.2
		Agree	157	33.3	5,175	25.3	25,411	26.7
		Strongly agree	103	21.9	3,662	17.9	17,595	18.5
		<b>Total</b>	<b>473</b>	<b>100.0</b>	<b>20,444</b>	<b>100.0</b>	<b>95,326</b>	<b>100.0</b>
18g. An advisor helped me to identify the courses I needed to take during my first semester/quarter [ACADPLAN]	CRSADV	Strongly disagree	4	0.9	996	4.9	3,662	3.8
		Disagree	19	4.0	2,026	9.9	7,822	8.2
		Neutral	38	8.1	3,164	15.5	13,753	14.4
		Agree	214	45.2	8,227	40.2	39,300	41.2
		Strongly agree	198	41.8	6,045	29.5	30,919	32.4
		<b>Total</b>	<b>473</b>	<b>100.0</b>	<b>20,458</b>	<b>100.0</b>	<b>95,456</b>	<b>100.0</b>
18h. A college staff member talked with me about my commitments outside of school (work, children, dependents, etc.) to help me figure out how many courses to take [ACADPLAN]	OSCOMM	Strongly disagree	42	8.8	2,891	14.1	11,663	12.2
		Disagree	129	27.3	6,605	32.3	28,804	30.2
		Neutral	122	25.7	5,016	24.5	24,507	25.7
		Agree	116	24.5	3,784	18.5	18,703	19.6
		Strongly agree	65	13.7	2,175	10.6	11,787	12.3
		<b>Total</b>	<b>473</b>	<b>100.0</b>	<b>20,470</b>	<b>100.0</b>	<b>95,465</b>	<b>100.0</b>

\* The comparison group and cohort columns on this page EXCLUDE your college.

**Survey of Entering Student Engagement**  
**Austin Community College (2015 Administration)**  
**2015 Benchmark Bar Chart - Main Survey**  
Comparison Group: Extra-Large Colleges in the 2015 Cohort\*  
Entering Students Only  
[Weighted]  
Effective Track to College Readiness (COLLREAD)



\* The comparison group and cohort bars on this page INCLUDE your college.

07DEC15

**Survey of Entering Student Engagement - Austin Community College (2015 Administration)**

**2015 Benchmark Means Report - Main Survey**

Comparison Group: Extra-Large Colleges in the 2015 Cohort\*

Entering Students Only

[Weighted]

Effective Track to College Readiness (COLLREAD)

		Your College	Ex-Large Colleges		2015 Cohort	
Item	Variable	Mean	Mean	Effect Size**	Mean	Effect Size**
Item 21: Think about your experiences from the time of your decision to attend this college through the end of the first three weeks of your first semester/quarter. Within a class, or through another experience at this college:						
1 = Strongly disagree, 2 = Disagree, 3 = Neutral, 4 = Agree, 5 = Strongly agree						
21a. I learned to improve my study skills (listening, note taking, highlighting readings, working with others, etc.) [COLLREAD]	LNDSTUDY	3.96	3.98		3.99	
21b. I learned to understand my academic strengths and weaknesses [COLLREAD]	LNDACAWK	3.96	3.94		3.94	
21c. I learned skills and strategies to improve my test-taking ability [COLLREAD]	LNSKLLS	3.68	3.62		3.63	
One or more items in this benchmark are not suited to means calculations. Please see the Frequency Distribution that follows for these items.						

\* The comparison group and cohort columns on this page EXCLUDE your college.

\*\* T-test: 2-tailed

If a row contains less than 50 respondents, interpret the comparison results cautiously.

**Survey of Entering Student Engagement - Austin Community College (2015 Administration)**

**2015 Benchmark Frequency Distributions - Main Survey**

Comparison Group: Extra-Large Colleges in the 2015 Cohort\*

Entering Students Only

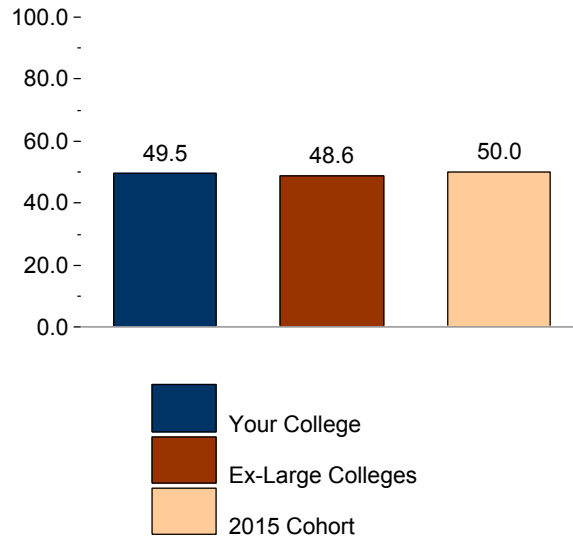
[Weighted]

Effective Track to College Readiness (COLLREAD)

Item	Variable	Responses	Your College		Ex-Large Colleges		2015 Cohort	
			Count	Percent	Count	Percent	Count	Percent
<b>Item 12: Think about your experiences from the time of your decision to attend this college through the end of the first three weeks of your first semester/quarter.</b>								
12a. Before I could register for classes, I was required to take a placement test (COMPASS, ASSET, ACCUPLACER, SAT, ACT, etc.) to assess my skills in reading, writing, and/or math [COLLREAD]	REQPTEST	Yes	389	82.3	16,448	80.8	78,715	82.9
		No	83	17.7	3,906	19.2	16,255	17.1
		<b>Total</b>	<b>473</b>	<b>100.0</b>	<b>20,354</b>	<b>100.0</b>	<b>94,970</b>	<b>100.0</b>
12b. I took a placement test (COMPASS, ASSET, ACCUPLACER, SAT, ACT, etc.) [COLLREAD]	TKPTEST	Yes	399	85.3	16,963	85.7	80,707	87.2
		No	69	14.7	2,825	14.3	11,897	12.8
		<b>Total</b>	<b>468</b>	<b>100.0</b>	<b>19,787</b>	<b>100.0</b>	<b>92,605</b>	<b>100.0</b>
<b>Item 14</b>								
14. This college required me to enroll in classes indicated by my placement test scores during my first semester/quarter [COLLREAD]	REQCLASS	Yes	288	61.6	13,506	66.5	64,045	67.6
		No	180	38.4	6,798	33.5	30,627	32.4
		<b>Total</b>	<b>468</b>	<b>100.0</b>	<b>20,304</b>	<b>100.0</b>	<b>94,672</b>	<b>100.0</b>
<b>Item 21: Think about your experiences from the time of your decision to attend this college through the end of the first three weeks of your first semester/quarter. Within a class, or through another experience at this college:</b>								
21a. I learned to improve my study skills (listening, note taking, highlighting readings, working with others, etc.) [COLLREAD]	LNDSTUDY	Strongly disagree	6	1.4	324	1.6	1,536	1.6
		Disagree	25	5.3	832	4.1	3,828	4.0
		Neutral	103	22.0	4,233	20.7	19,330	20.2
		Agree	179	38.2	8,615	42.2	40,250	42.1
		Strongly agree	155	33.1	6,433	31.5	30,644	32.1
		<b>Total</b>	<b>469</b>	<b>100.0</b>	<b>20,437</b>	<b>100.0</b>	<b>95,589</b>	<b>100.0</b>
21b. I learned to understand my academic strengths and weaknesses [COLLREAD]	LNDACAWK	Strongly disagree	4	0.8	255	1.3	1,226	1.3
		Disagree	26	5.5	792	3.9	3,668	3.8
		Neutral	91	19.3	4,670	22.9	21,420	22.4
		Agree	211	45.0	8,994	44.1	42,262	44.3
		Strongly agree	137	29.3	5,700	27.9	26,916	28.2
		<b>Total</b>	<b>468</b>	<b>100.0</b>	<b>20,411</b>	<b>100.0</b>	<b>95,491</b>	<b>100.0</b>
21c. I learned skills and strategies to improve my test-taking ability [COLLREAD]	LNSKLLS	Strongly disagree	11	2.3	586	2.9	2,714	2.8
		Disagree	51	10.8	2,057	10.1	9,433	9.9
		Neutral	135	28.8	6,523	31.9	30,157	31.6
		Agree	156	33.3	6,572	32.2	30,900	32.4
		Strongly agree	117	24.9	4,679	22.9	22,304	23.4
		<b>Total</b>	<b>469</b>	<b>100.0</b>	<b>20,417</b>	<b>100.0</b>	<b>95,507</b>	<b>100.0</b>

\* The comparison group and cohort columns on this page EXCLUDE your college.

**Survey of Entering Student Engagement**  
**Austin Community College (2015 Administration)**  
**2015 Benchmark Bar Chart - Main Survey**  
Comparison Group: Extra-Large Colleges in the 2015 Cohort\*  
Entering Students Only  
[Weighted]  
Engaged Learning (ENGAGLRN)



\* The comparison group and cohort bars on this page INCLUDE your college.

**Survey of Entering Student Engagement - Austin Community College (2015 Administration)**

**2015 Benchmark Means Report - Main Survey**

Comparison Group: Extra-Large Colleges in the 2015 Cohort\*

Entering Students Only

[Weighted]

Engaged Learning (ENGAGLRN)

		Your College	Ex-Large Colleges		2015 Cohort	
Item	Variable	Mean	Mean	Effect Size**	Mean	Effect Size**
<b>Item 19: During the first three weeks of your first semester/quarter at this college, about how often did you do the following?</b>						
1 = Never, 2 = Once, 3 = Two or three times, 4 = Four or more times						
19a. Ask questions in class or contribute to class discussions [ENGAGLRN]	ASKQUES	2.83	2.79		2.82	
19b. Prepare at least two drafts of a paper or assignment before turning it in [ENGAGLRN]	PREPDRFT	2.19	2.15		2.13	
19e. Participate in supplemental instruction (extra class sessions with an instructor, tutor, or experienced student) [ENGAGLRN]	SUPINSTR	1.55	1.53		1.53	
19g. Work with other students on a project or assignment during class [ENGAGLRN]	PINCLASS	2.42	2.47		2.49	
19h. Work with classmates outside of class on class projects or assignments [ENGAGLRN]	PREPOUTC	1.51	1.56		1.59	
19i. Participate in a required study group outside of class [ENGAGLRN]	GRPSTUDY	1.26	1.29		1.29	
19j. Participate in a student-initiated (not required) study group outside of class [ENGAGLRN]	NRGSTUDY	1.31	1.30		1.30	
19k. Use an electronic tool (e-mail, text messaging, Facebook, MySpace, class Web site, etc.) to communicate with another student about coursework [ENGAGLRN]	USEINTMG	1.97	2.12		2.15	
19l. Use an electronic tool (e-mail, text messaging, Facebook, MySpace, class Web site, etc.) to communicate with an instructor about coursework [ENGAGLRN]	MAILFAC	2.31	2.20		2.26	
19m. Discuss an assignment or grade with an instructor [ENGAGLRN]	FACASSN	2.08	2.05		2.07	
19n. Ask for help from an instructor regarding questions or problems related to a class [ENGAGLRN]	CLASSREL	2.34	2.33		2.35	
19o. Receive prompt written or oral feedback from instructors on your performance [ENGAGLRN]	FEEDBACK	2.46	2.33		2.36	
19q. Discuss ideas from your readings or classes with instructors outside of class [ENGAGLRN]	FACIDOC	1.62	1.56		1.58	
<b>Item 20.2: Think about your experiences from the time of your decision to attend this college through the end of the first three weeks of your first semester/quarter. How often did you use the following services?</b>						
1 = Never, 2 = Once, 3 = Two or three times, 4 = Four or more times						
20.2d. Face-to-face tutoring [ENGAGLRN]	FFTUSE	1.40	1.29		1.29	
20.2f. Writing, math, or other skill lab [ENGAGLRN]	SKLABUSE	1.67	1.69		1.71	
20.2h. Computer lab [ENGAGLRN]	COMLBUSE	1.92	2.02		2.08	

\* The comparison group and cohort columns on this page EXCLUDE your college.

\*\* T-test: 2-tailed

If a row contains less than 50 respondents, interpret the comparison results cautiously.



**Survey of Entering Student Engagement - Austin Community College (2015 Administration)**

**2015 Benchmark Frequency Distributions - Main Survey**

Comparison Group: Extra-Large Colleges in the 2015 Cohort\*

Entering Students Only

[Weighted]

Engaged Learning (ENGAGLRN)

Item	Variable	Responses	Your College		Ex-Large Colleges		2015 Cohort	
			Count	Percent	Count	Percent	Count	Percent
<b>Item 19: During the first three weeks of your first semester/quarter at this college, about how often did you do the following?</b>								
19a. Ask questions in class or contribute to class discussions [ENGAGLRN]	ASKQUES	Never	36	7.6	1,768	8.6	8,080	8.4
		Once	119	24.9	5,019	24.4	22,378	23.2
		Two or three times	214	44.8	9,506	46.2	44,604	46.3
		Four or more times	108	22.7	4,301	20.9	21,200	22.0
		<b>Total</b>	<b>477</b>	<b>100.0</b>	<b>20,593</b>	<b>100.0</b>	<b>96,262</b>	<b>100.0</b>
19b. Prepare at least two drafts of a paper or assignment before turning it in [ENGAGLRN]	PREPDRFT	Never	122	26.0	5,652	27.6	27,789	29.1
		Once	169	36.1	7,474	36.5	34,228	35.8
		Two or three times	144	30.7	6,010	29.4	27,226	28.5
		Four or more times	34	7.2	1,330	6.5	6,338	6.6
		<b>Total</b>	<b>469</b>	<b>100.0</b>	<b>20,467</b>	<b>100.0</b>	<b>95,580</b>	<b>100.0</b>
19e. Participate in supplemental instruction (extra class sessions with an instructor, tutor, or experienced student) [ENGAGLRN]	SUPINSTR	Never	309	65.0	13,834	67.2	64,998	67.6
		Once	94	19.7	3,487	16.9	15,907	16.5
		Two or three times	49	10.2	2,324	11.3	10,789	11.2
		Four or more times	24	5.1	952	4.6	4,478	4.7
		<b>Total</b>	<b>475</b>	<b>100.0</b>	<b>20,597</b>	<b>100.0</b>	<b>96,172</b>	<b>100.0</b>
19g. Work with other students on a project or assignment during class [ENGAGLRN]	PINCLASS	Never	125	26.2	4,235	20.6	19,346	20.1
		Once	95	20.0	5,487	26.6	25,004	26.0
		Two or three times	186	39.1	7,921	38.5	37,347	38.8
		Four or more times	70	14.6	2,957	14.4	14,467	15.0
		<b>Total</b>	<b>476</b>	<b>100.0</b>	<b>20,601</b>	<b>100.0</b>	<b>96,164</b>	<b>100.0</b>
19h. Work with classmates outside of class on class projects or assignments [ENGAGLRN]	PREPOUTC	Never	331	69.8	13,243	64.6	60,563	63.3
		Once	63	13.2	3,924	19.1	18,254	19.1
		Two or three times	61	12.9	2,501	12.2	12,330	12.9
		Four or more times	19	4.1	827	4.0	4,562	4.8
		<b>Total</b>	<b>474</b>	<b>100.0</b>	<b>20,496</b>	<b>100.0</b>	<b>95,708</b>	<b>100.0</b>
19i. Participate in a required study group outside of class [ENGAGLRN]	GRPSTUDY	Never	397	82.9	16,768	81.5	78,501	81.7
		Once	49	10.2	2,130	10.4	9,557	9.9
		Two or three times	23	4.8	1,215	5.9	5,670	5.9
		Four or more times	10	2.1	456	2.2	2,409	2.5
		<b>Total</b>	<b>478</b>	<b>100.0</b>	<b>20,569</b>	<b>100.0</b>	<b>96,136</b>	<b>100.0</b>
19j. Participate in a student-initiated (not required) study group outside of class [ENGAGLRN]	NRGSTUDY	Never	389	81.3	16,606	81.0	77,595	81.0
		Once	41	8.5	2,191	10.7	10,034	10.5
		Two or three times	37	7.8	1,198	5.8	5,682	5.9
		Four or more times	11	2.4	508	2.5	2,457	2.6
		<b>Total</b>	<b>478</b>	<b>100.0</b>	<b>20,503</b>	<b>100.0</b>	<b>95,769</b>	<b>100.0</b>

\* The comparison group and cohort columns on this page EXCLUDE your college.

**Survey of Entering Student Engagement - Austin Community College (2015 Administration)**

**2015 Benchmark Frequency Distributions - Main Survey**

Comparison Group: Extra-Large Colleges in the 2015 Cohort\*

Entering Students Only

[Weighted]

Engaged Learning (ENGAGLRN)

			Your College		Ex-Large Colleges		2015 Cohort	
Item	Variable	Responses	Count	Percent	Count	Percent	Count	Percent
<b>Item 19: During the first three weeks of your first semester/quarter at this college, about how often did you do the following?</b>								
19k. Use an electronic tool (e-mail, text messaging, Facebook, MySpace, class Web site, etc.) to communicate with another student about coursework [ENGAGLRN]	USEINTMG	Never	230	48.2	8,329	40.5	38,294	39.8
		Once	93	19.5	4,646	22.6	21,107	21.9
		Two or three times	91	19.0	4,375	21.2	20,878	21.7
		Four or more times	63	13.2	3,241	15.7	15,938	16.6
		<b>Total</b>	<b>477</b>	<b>100.0</b>	<b>20,591</b>	<b>100.0</b>	<b>96,217</b>	<b>100.0</b>
19l. Use an electronic tool (e-mail, text messaging, Facebook, MySpace, class Web site, etc.) to communicate with an instructor about coursework [ENGAGLRN]	MAILFAC	Never	136	28.5	6,758	32.9	29,853	31.2
		Once	125	26.3	5,630	27.4	25,630	26.7
		Two or three times	146	30.6	5,375	26.2	26,031	27.2
		Four or more times	70	14.6	2,759	13.4	14,312	14.9
		<b>Total</b>	<b>476</b>	<b>100.0</b>	<b>20,521</b>	<b>100.0</b>	<b>95,827</b>	<b>100.0</b>
19m. Discuss an assignment or grade with an instructor [ENGAGLRN]	FACASSN	Never	150	31.6	6,920	33.7	31,225	32.5
		Once	167	35.2	7,109	34.6	33,579	35.0
		Two or three times	127	26.7	5,072	24.7	24,313	25.3
		Four or more times	31	6.5	1,450	7.1	6,938	7.2
		<b>Total</b>	<b>475</b>	<b>100.0</b>	<b>20,550</b>	<b>100.0</b>	<b>96,056</b>	<b>100.0</b>
19n. Ask for help from an instructor regarding questions or problems related to a class [ENGAGLRN]	CLASSREL	Never	110	23.0	4,759	23.1	21,849	22.7
		Once	150	31.4	6,622	32.2	30,496	31.7
		Two or three times	162	34.1	6,868	33.4	32,261	33.6
		Four or more times	55	11.5	2,311	11.2	11,452	11.9
		<b>Total</b>	<b>476</b>	<b>100.0</b>	<b>20,560</b>	<b>100.0</b>	<b>96,058</b>	<b>100.0</b>
19o. Receive prompt written or oral feedback from instructors on your performance [ENGAGLRN]	FEEDBACK	Never	96	20.0	5,195	25.3	23,116	24.1
		Once	133	27.9	5,989	29.1	28,004	29.2
		Two or three times	179	37.6	6,851	33.3	32,187	33.5
		Four or more times	69	14.4	2,520	12.3	12,745	13.3
		<b>Total</b>	<b>477</b>	<b>100.0</b>	<b>20,555</b>	<b>100.0</b>	<b>96,052</b>	<b>100.0</b>
19q. Discuss ideas from your readings or classes with instructors outside of class [ENGAGLRN]	FACIDOC	Never	292	61.2	13,421	65.3	61,426	64.0
		Once	98	20.6	3,794	18.4	18,409	19.2
		Two or three times	62	12.9	2,360	11.5	11,528	12.0
		Four or more times	25	5.2	992	4.8	4,666	4.9
		<b>Total</b>	<b>477</b>	<b>100.0</b>	<b>20,567</b>	<b>100.0</b>	<b>96,029</b>	<b>100.0</b>
<b>Item 20.2: Think about your experiences from the time of your decision to attend this college through the end of the first three weeks of your first semester/quarter. How often did you use the following services?</b>								
20.2d. Face-to-face tutoring [ENGAGLRN]	FFTUSE	Never	341	75.7	16,331	82.5	76,196	82.6
		Once	54	11.9	1,847	9.3	8,381	9.1
		Two or three times	40	8.8	1,036	5.2	4,712	5.1
		Four or more times	16	3.7	577	2.9	2,986	3.2
		<b>Total</b>	<b>450</b>	<b>100.0</b>	<b>19,791</b>	<b>100.0</b>	<b>92,275</b>	<b>100.0</b>

\* The comparison group and cohort columns on this page EXCLUDE your college.

**Survey of Entering Student Engagement - Austin Community College (2015 Administration)**

**2015 Benchmark Frequency Distributions - Main Survey**

Comparison Group: Extra-Large Colleges in the 2015 Cohort\*

Entering Students Only

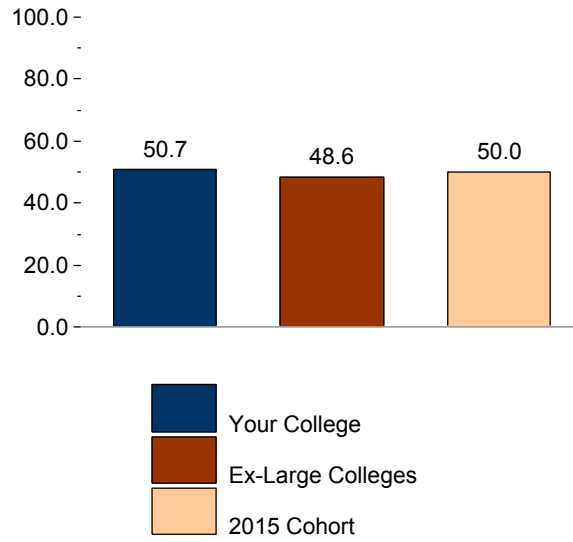
[Weighted]

Engaged Learning (ENGAGLRN)

Item	Variable	Responses	Your College		Ex-Large Colleges		2015 Cohort	
			Count	Percent	Count	Percent	Count	Percent
Item 20.2: Think about your experiences from the time of your decision to attend this college through the end of the first three weeks of your first semester/quarter. How often did you use the following services?								
20.2f. Writing, math, or other skill lab [ENGAGLRN]	SKLABUSE	Never	296	65.4	12,684	64.2	59,628	65.0
		Once	57	12.7	2,740	13.9	11,095	12.1
		Two or three times	50	11.1	2,042	10.3	9,346	10.2
		Four or more times	49	10.8	2,283	11.6	11,623	12.7
		Total	452	100.0	19,749	100.0	91,691	100.0
20.2h. Computer lab [ENGAGLRN]	COMLBUSE	Never	227	49.6	9,518	47.9	42,930	46.4
		Once	98	21.4	3,643	18.3	16,336	17.7
		Two or three times	76	16.5	3,452	17.4	16,048	17.3
		Four or more times	57	12.4	3,249	16.4	17,240	18.6
		Total	458	100.0	19,861	100.0	92,554	100.0

\* The comparison group and cohort columns on this page EXCLUDE your college.

**Survey of Entering Student Engagement**  
**Austin Community College (2015 Administration)**  
**2015 Benchmark Bar Chart - Main Survey**  
Comparison Group: Extra-Large Colleges in the 2015 Cohort\*  
Entering Students Only  
[Weighted]  
Academic and Social Support (ACSOCSUP)



\* The comparison group and cohort bars on this page INCLUDE your college.

07DEC15

**Survey of Entering Student Engagement - Austin Community College (2015 Administration)**

**2015 Benchmark Means Report - Main Survey**

Comparison Group: Extra-Large Colleges in the 2015 Cohort\*

Entering Students Only

[Weighted]

Academic and Social Support (ACSOCSUP)

		Your College	Ex-Large Colleges		2015 Cohort	
Item	Variable	Mean	Mean	Effect Size**	Mean	Effect Size**
Item 18: Think about your experiences from the time of your decision to attend this college through the end of the first three weeks of your first semester/quarter.						
1 = Strongly disagree, 2 = Disagree, 3 = Neutral, 4 = Agree, 5 = Strongly agree						
18l. All instructors clearly explained academic and student support services available at this college [ACSOCSUP]	RESOURCE	3.86	3.87		3.88	
18m. All instructors clearly explained course grading policies [ACSOCSUP]	GRADEPOL	4.32	4.26		4.26	
18n. All instructors clearly explained course syllabi (syllabuses) [ACSOCSUP]	SYLLABI	4.48	4.36		4.36	
18o. I knew how to get in touch with my instructors outside of class [ACSOCSUP]	FACMEET	4.43	4.27	0.21**	4.29	
18q. At least one other student whom I didn't previously know learned my name [ACSOCSUP]	OSTUDNAM	4.04	4.09		4.14	
18r. At least one instructor learned my name [ACSOCSUP]	FACNAM	4.29	4.18		4.26	
18s. I learned the name of at least one other student in most of my classes [ACSOCSUP]	STUNAM	4.13	4.19		4.25	

\* The comparison group and cohort columns on this page EXCLUDE your college.

\*\* T-test: 2-tailed

If a row contains less than 50 respondents, interpret the comparison results cautiously.

**Survey of Entering Student Engagement - Austin Community College (2015 Administration)**

**2015 Benchmark Frequency Distributions - Main Survey**

Comparison Group: Extra-Large Colleges in the 2015 Cohort\*

Entering Students Only

[Weighted]

Academic and Social Support (ACSOCSUP)

Item	Variable	Responses	Your College		Ex-Large Colleges		2015 Cohort	
			Count	Percent	Count	Percent	Count	Percent
<b>Item 18: Think about your experiences from the time of your decision to attend this college through the end of the first three weeks of your first semester/quarter.</b>								
18l. All instructors clearly explained academic and student support services available at this college [ACSOCSUP]	RESOURCE	Strongly disagree	11	2.4	386	1.9	1,760	1.8
		Disagree	38	8.0	1,522	7.5	6,939	7.3
		Neutral	86	18.3	4,047	19.8	18,823	19.8
		Agree	204	43.4	8,868	43.4	41,238	43.3
		Strongly agree	131	27.9	5,591	27.4	26,516	27.8
		<b>Total</b>	<b>471</b>	<b>100.0</b>	<b>20,414</b>	<b>100.0</b>	<b>95,276</b>	<b>100.0</b>
18m. All instructors clearly explained course grading policies [ACSOCSUP]	GRADEPOL	Strongly disagree	3	0.6	122	0.6	607	0.6
		Disagree	2	0.5	458	2.2	2,170	2.3
		Neutral	57	12.1	1,920	9.4	8,808	9.2
		Agree	189	40.1	9,506	46.5	44,243	46.4
		Strongly agree	220	46.6	8,444	41.3	39,573	41.5
		<b>Total</b>	<b>472</b>	<b>100.0</b>	<b>20,451</b>	<b>100.0</b>	<b>95,401</b>	<b>100.0</b>
18n. All instructors clearly explained course syllabi (syllabuses) [ACSOCSUP]	SYLLABI	Strongly disagree	1	0.2	74	0.4	428	0.4
		Disagree	2	0.5	360	1.8	1,626	1.7
		Neutral	24	5.0	1,439	7.0	6,791	7.1
		Agree	185	39.4	8,805	43.1	41,017	43.1
		Strongly agree	258	54.9	9,736	47.7	45,369	47.6
		<b>Total</b>	<b>470</b>	<b>100.0</b>	<b>20,414</b>	<b>100.0</b>	<b>95,231</b>	<b>100.0</b>
18o. I knew how to get in touch with my instructors outside of class [ACSOCSUP]	FACMEET	Strongly disagree	0	0.1	117	0.6	606	0.6
		Disagree	3	0.6	507	2.5	2,152	2.3
		Neutral	27	5.8	1,920	9.4	8,526	8.9
		Agree	204	43.2	9,069	44.3	42,106	44.1
		Strongly agree	238	50.3	8,842	43.2	42,083	44.1
		<b>Total</b>	<b>473</b>	<b>100.0</b>	<b>20,455</b>	<b>100.0</b>	<b>95,473</b>	<b>100.0</b>
18q. At least one other student whom I didn't previously know learned my name [ACSOCSUP]	OSTUDNAM	Strongly disagree	20	4.2	608	3.0	2,543	2.7
		Disagree	29	6.1	1,171	5.7	4,872	5.1
		Neutral	59	12.5	2,314	11.3	10,040	10.5
		Agree	173	36.5	8,106	39.6	37,709	39.5
		Strongly agree	192	40.7	8,264	40.4	40,326	42.2
		<b>Total</b>	<b>473</b>	<b>100.0</b>	<b>20,463</b>	<b>100.0</b>	<b>95,489</b>	<b>100.0</b>
18r. At least one instructor learned my name [ACSOCSUP]	FACNAM	Strongly disagree	6	1.4	448	2.2	1,505	1.6
		Disagree	10	2.2	937	4.6	3,304	3.5
		Neutral	41	8.7	1,987	9.8	8,076	8.5
		Agree	197	41.9	8,110	39.9	38,161	40.2
		Strongly agree	216	45.9	8,858	43.5	43,938	46.3
		<b>Total</b>	<b>471</b>	<b>100.0</b>	<b>20,340</b>	<b>100.0</b>	<b>94,984</b>	<b>100.0</b>

\* The comparison group and cohort columns on this page EXCLUDE your college.

**Survey of Entering Student Engagement - Austin Community College (2015 Administration)**

**2015 Benchmark Frequency Distributions - Main Survey**

Comparison Group: Extra-Large Colleges in the 2015 Cohort\*

Entering Students Only

[Weighted]

Academic and Social Support (ACSOCSUP)

Item	Variable	Responses	Your College		Ex-Large Colleges		2015 Cohort	
			Count	Percent	Count	Percent	Count	Percent
Item 18: Think about your experiences from the time of your decision to attend this college through the end of the first three weeks of your first semester/quarter.								
18s. I learned the name of at least one other student in most of my classes [ACSOCSUP]	STUNAM	Strongly disagree	16	3.4	421	2.1	1,687	1.8
		Disagree	23	4.9	1,024	5.0	3,917	4.1
		Neutral	42	8.9	1,906	9.3	7,972	8.3
		Agree	194	41.2	8,056	39.4	37,428	39.2
		Strongly agree	196	41.6	9,063	44.3	44,484	46.6
		Total	471	100.0	20,470	100.0	95,488	100.0

\* The comparison group and cohort columns on this page EXCLUDE your college.